



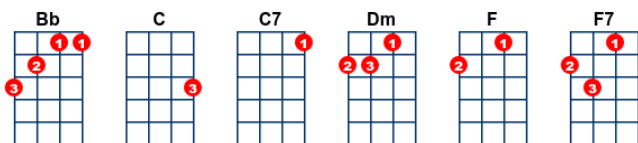
## **Farmers Market #2**

**San Carlos Farmers Mkt, 9/24/23, 9a-1p  
Laurel Street and Cherry**

- 1. Under The Boardwalk**
- 2. 59<sup>th</sup> Street Bridge Song- Feelin' Groovy**
- 3. Sophisticated Hula**
- 4. Sea Cruise**
- 5. I Want To Hold Your Hand**
- 6. That's the Hawaiian in Me**
- 7. I'm Into Something Good**
- 8. The Hukilau Song**
- 9. This Land is Your Land**
- 10. I Saw Her Standing There**
- \*\*\*Take A 10 min Break\*\*\***
- 11. At The Hop**
- 12. Lei of Stars**
- 13. San Francisco Bay Blues**
- 14. So Happy Together**
- 15. Pearly Shells**
- 16. Please, please me**
- 17. Poison Ivy**
- 18. Keep Your Eyes on the Hands**
- 19. Twist and Shout**
- 20. Pretty Woman**
- \*\*\*Take A 10 min Break/Repeat Playlist\*\*\***
- Happy Trails/Aloha Oe**

# Under the Boardwalk

key:F, artist:The Drifters writer:Kenny Young and Arthur Resnick



8

Intro : (last line of verse) **[F] [C7] [F] [C7] [C7]**

**[F]** Oh when the sun beats down  
And burns the tar up on the **[C7]** roof  
And your shoes get so hot  
You wish your tired feet were fire **[F]** proof **[F7]**  
Under the **[Bb]** boardwalk down by the **[F]** sea **[Dm]** yeah  
On a **[F]** blanket with my baby **[C7]** is where I'll **[F]** be (STOP)

Under the **[Dm]** boardwalk - (out of the sun)  
Under the **[C]** boardwalk - (we'll be havin some fun)  
Under the **[Dm]** boardwalk - (people walking above)  
Under the **[C]** boardwalk - (we'll be falling in love)  
Under the **[Dm] [Dm]** boardwalk.. **[Dm] [Dm]** boardwalk

**[NC]** From the **[F]** park you hear the happy sound of a carou **[C7]** sel  
You can almost taste the hot dogs and French fries they **[F]** sell **[F7]**  
Under the **[Bb]** boardwalk down by the **[F]** sea **[Dm]** yeah  
On a **[F]** blanket with my baby **[C7]** is where I'll **[F]** be (STOP)

Under the **[Dm]** boardwalk - (out of the sun)  
Under the **[C]** boardwalk - (we'll be havin some fun)  
Under the **[Dm]** boardwalk - (people walking above)  
Under the **[C]** boardwalk - (we'll be falling in love)  
Under the **[Dm] [Dm]** boardwalk.. **[Dm] [Dm]** boardwalk

From the **[F]** park you hear the happy sound of a carou **[C7]** sel  
You can almost taste the hot dogs and French fries they **[F]** sell **[F7]**

Under the **[Bb]** boardwalk down by the **[F]** sea **[Dm]** yeah  
On a **[F]** blanket with my baby **[C7]** is where I'll **[F]** be (STOP)

Under the **[Dm]** boardwalk - (out of the sun)  
Under the **[C]** boardwalk - (we'll be havin some fun)  
Under the **[Dm]** boardwalk - (people walking above)  
Under the **[C]** boardwalk - (we'll be falling in love)  
Under the **[Dm] [Dm]** boardwalk.. **[Dm] [Dm]** boardwalk

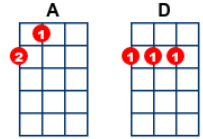
# 59th Street Bridge Song (Feelin' Groovy)

key:G, artist:Simon and Garfunkel writer:Paul Simon

Simon and Garfunkel -

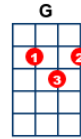
<https://www.youtube.com/watch?v=-xhJcQEfD5s>

Capo 3



Intro-

[G] Ba da da [D] da da, da da, [A] feelin' [D]  
groovy...x2



[G] Slow [D] down, you [A] move too [D] fast,  
[G] You got to [D] make the [A] morning [D] last,  
[G] Just kickin' [D] down the [A] cobble [D] stones,  
[G] Lookin' for [D] fun and [A] feelin' [D] groovy.

[G] Ba da da [D] da da, da da, [A] feelin' [D] groovy...x2

[G] Hello [D] lamppost, [A] whatcha [D] knowin'?  
[G] I've come to [D] watch your [A] flowers [D] growing.  
[G] Ain't cha [D] got no [A] rhymes for [D] me?  
[G] Dootin' [D] do-do-do, [A] feeling [D] groovy.

[G] Ba da da [D] da da, da da, [A] feelin' [D] groovy...x2

[G] Got no deeds to [D] do, no [A] promises to [D] keep.  
[G] I'm dappled and [D] drowsy and [A] ready to [D] sleep.  
[G] Let the morning time [D] drop all its [A] petals on [D] me.  
[G] Life, I [D] love you. [A] All is [D] groovy.

[G] Ba da da [D] da da, da da, [A] feelin' [D] groovy...x3 fade

# Sophisticated Hula

Written by : Sol Bright

4 | 1 & 2 & 3 & 4 & |  
 4 | D U D U D U D U |

VAMP: |D7 G7 |C |X2

C	C7	F	Fm	-----D7-----G7-----C--
1. Hands on your hips, do your hula dips				A  -----2-3-
C	G7	C	G7	E  -2-3-2-3-1-3-----
Sophisticated hula is the talk of the town				C  -----
				G  -----

C	C7	F	Fm
2. Swing your partners `round, soon you'll cover ground			
C	G7	C X 8	
Sophisticated hula is the talk of the town			

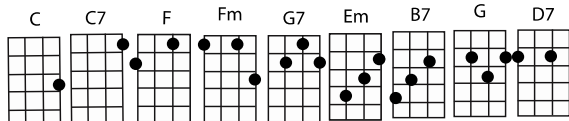
## CHORUS

Em	The native hula maidens they love to dance		
B7	Em	They do their dance to the beating of drums	
G	And now sophisticated hula's your chance		
D7	G	G7	
So do your dance while the melody runs, so			

C	C7	F	Fm
3. Dance to the music sweet, soon you will repeat			
C	G7	Cx4, G7x4 (first time)	
Sophisticated hula is the talk of the town Cx4 (second time)			

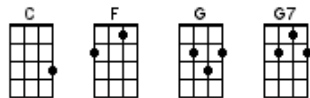
(Repeat all at a faster tempo)

C	A7	D7	G7	C	C/G7/C
Oh yea, Sophisticated hula is the talk of the town					



# Sea Cruise

Huey "Piano" Smith and His Clowns (as recorded by Frankie Ford 1959)



## U-Bass Intro

G	[C]		-----		[F]		---2-5-2-		---2-5-2-		[G]		-----	
D		---2-5-2-		---2-5-2-		-3-----		-3-----		---2-5-2-		---2-5-2-		
A		-3-----		-3-----		-----		-----		-2-5-2-		-2-5-2-		
E		-----		-----		-----		-----		-3-----		-3-----		
		1 2 3 4		1 2 3 4		1 2 3 4		1 2 3 4		1 2 3 4		1 2 3 4		

< CUE THE SEAGULLS, FOGHORN, BUOY BELL... >

## Instrumental Intro (below)- F/C/C, F/G/G7

I [F] feel like jumpin', baby won't you join me [C] please [C]  
I [F] don't like beggin', but now I'm on bended [G] knees [G7]

[C] Old man rhythm gets in my shoes  
It's [C] no use a-sittin' and a-singin' the blues  
So [G] be my guest, you've got nothin' to lose  
[C] Won't you let me take you on a, sea cruise?

### CHORUS:

[C] Ooo-wee, ooo-wee baby  
[C] Ooo-wee, ooo-wee baby  
[G] Ooo-wee, ooo-wee baby  
[C] Won't you let me take you on a, sea cruise?

Boogie woogie strum-  
C/C6 , F/F6, G/Gsus4

Alternating

C6- G2 C0 E0 A3

F6- G2 C2 E1 A0

Gsus4- G0 C2 E3 A3

### BRIDGE:

I [F] feel like jumpin', baby won't you join me [C] please [C]  
I [F] don't like beggin' but now I'm on bended [G] knees [G7]

I [C] got to get to rockin', get my hat off the rack  
I [C] got the boogie woogie like a knife in the back  
So [G] be my guest, you've got nothing to lose  
[C] Won't you let me take you on a, sea cruise?

### CHORUS:

[C] Ooo-wee, ooo-wee baby  
[C] Ooo-wee, ooo-wee baby  
[G] Ooo-wee, ooo-wee baby  
[C] Won't you let me take you on a, sea cruise?

### INSTRUMENTAL BRIDGE:

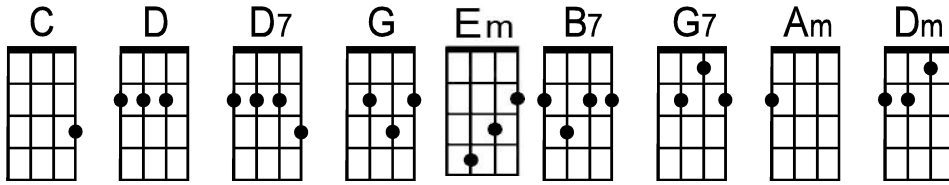
I [F] feel like jumpin', baby won't you join me [C] please [C]  
I [F] don't like beggin', but now I'm on bended [G] knees [G7]

I [C] got to get to movin' baby, I ain't lyin'  
My [C] heart is beatin' rhythm and it's right on time  
So [G] be my guest, you've got nothing to lose  
[C] Won't you let me take you on a, sea cruise?

{ Chorus/Bridge/Chorus, end on C }

# I Want To Hold Your Hand

by Lennon and McCartney (1963)



**Intro:** C \ | D . . C \ | D . . C \ | D . . . | D7 . .

Oh, yeah, I-I-I'll . . . |G . . . . . |D7 . . . . . |Em . . . . . |B7 . . . . .  
 tell you some-thin' (C-2-1-2-3-4) I think you'll un-der-stand—

When I-I-I— . . . |G . . . . . |D7 . . . . . |Em . . . . . |B7 . . . . . |  
 say that some-thin' (C-2-1-2-3-4) I want to hold your hand—

C . . . . . D7 . . . . . |G . . . . . Em . . . . . |C . . . . . D7 . . . . . |G . . . . .  
 I want to hold your ha-a-and— I want to hold your hand—

Oh, please— . . . |G . . . . . |D7 . . . . . |Em . . . . . |B7 . . . . .  
 say to me-e-e (C-2-1-2-3-4) you'll let me be your man—

And please— . . . |G . . . . . |D7 . . . . . |Em . . . . . |B7 . . . . .  
 say to me-e-e (C-2-1-2-3-4) you'll let me hold your hand—

C . . . . . D7 . . . . . |G . . . . . Em . . . . . |C . . . . . D7 . . . . . |G . . . . . |  
 Now let me hold your ha-a-and— I want to hold your hand—

**Bridge:** Dm . . . . . |G7 . . . . . |C . . . . . |Am . . . . . |  
 And when I touch you I feel happy— in-side—

Dm . . . . . |G7 . . . . . |C . . . . .  
 It's such a feel-ing that my love—

C \ | D . . . . . C \ | D . . . . . C \ | D . . . . . |D7 . . . . .  
 I can't hide— I can't hide— I can't hide—

Yeah, yo-o-ou . . . |G . . . . . |D7 . . . . . |Em . . . . . |B7 . . . . .  
 got that some-thin' (C-2-1-2-3-4) I think you'll un-der-stand—

When I-I-I . . . |G . . . . . |D7 . . . . . |Em . . . . . |B7 . . . . . |  
 say that some-thin' (C-2-1-2-3-4) I want to hold your hand—

C . . . . . D7 . . . . . |G . . . . . Em . . . . . |C . . . . . D7 . . . . . |G . . . . . |  
 I want to hold your ha-a-and I want to hold your hand—

**Bridge:** Dm . . . . . |G7 . . . . . |C . . . . . |Am . . . . . |  
 And when I touch you I feel happy— in-side—

Dm . . . . . |G7 . . . . . |C . . . . .  
 It's such a feel-ing that my love—

C \ | D . . . . . C \ | D . . . . . C \ | D . . . . . |D7 . . . . .  
 I can't hide— I can't hide— I can't hide—

. |G . . . |D7 . . . |Em . . . |B7 . . .  
Yeah, yo-o-ou got that some-thin' (C-2-1-2-3-4) I think you'll un-der-stand—

. |G . . . |D7 . . . |Em . . . |B7 . . . |  
When I-I-I feel that some-thin' (C-2-1-2-3-4) I want to hold your hand——

C . . . D7 . . . |G . . . Em . . . |C . . . D7 . . . |B7 . . . . . |  
I want to hold your ha-a-and I want to hold your hand——

C . . . |D7 . . . |C . . . . . |G\  
I want to hold your ha-a-a-a-a-a-and——

**San Jose Ukulele Club**  
(v5 - 3/29/19)

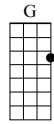
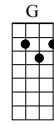
# That's the Hawaiian in Me

Words by Margarita Lane, Music/Special Lyrics by John Noble, 1936

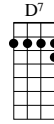
Soprano Baritone

G Vamp A7/D7/G x2

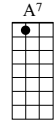
I don't like shoes upon my feet.



To be at ease is such a treat.

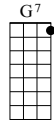


D<sup>7</sup>  
I smile at everyone I meet,  
A<sup>7</sup> D<sup>7</sup> G (D<sup>7</sup>)



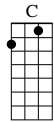
That's the Hawaiian in me.

G  
I love to sing and play for you,

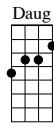


And give a lei to cheer you too,

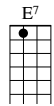
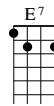
D<sup>7</sup>  
And with that goes a kiss or two,



A<sup>7</sup> D<sup>7</sup> G  
That's the Hawaiian in me.



G<sup>7</sup>  
It's great to be in Hawaii



C  
And to be a native too.

A<sup>7</sup>  
It's greater still to play around  
D<sup>7</sup> (D<sup>+</sup>)

A		-----	
E		-----2-3-	
C		-1-2-1-2-0-2-----	
G		-----	

And carry on as I do.

G  
So right out here in Hawaii,

Where everything is heavenly,  
D<sup>7</sup>

I'm just as happy as can be,  
A<sup>7</sup> D<sup>7</sup> G

That's the Hawaiian in me.

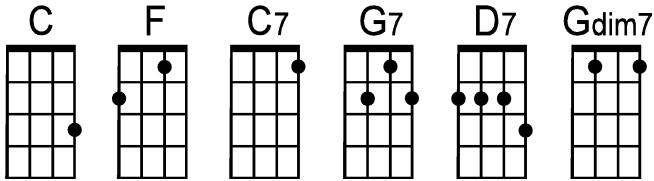
**A7/D7/G- Then Repeat Song**

E<sup>7</sup> A<sup>7</sup> D<sup>7</sup> G  
Oh yeah, that's the Hawaiian in me.



# I'm Into Something Good (Original version as sung by the Cookies)

by Carole King and Gerry Goffin (1965)



Women sing Lead (*Guys sing accompaniment*)

**Intro:** C . F . | C . F . | C . F . | C . F . |

C . F . | C . F . | C . F . | C . C7 . |  
Woke up this morn-in' feelin'— fine— There's somethin' spe-cial on my— mind—

F . . . | . . . | C . F . | C . F . |  
Last night I met a new boy in the neigh-bour-hood whoa, yeah—  
(Ooo-OO)

G7 . . . | F . . . | C . F . | C . F . |  
Some-thin' tells me I'm into some-thin' good—  
(Oooo— Oooo— some-thing tells me I'm into some-thing)

C . F . | C . F . | C . F . | C . C7 . |  
He's the kind of guy who's not too— shy— and I can tell, he's my kind of guy—  
(Good— Oooo— not too— shy. Oooo— Oooo— kind of guy)

F . . . | . . . | C . F . | C . F . |  
He danced every slow-danced with me, like I hoped he would—  
(Oooo— Oooo— Oooo— Oooo— she danced with me like I hoped she would)

G7 . . . | F . . . | C . F . | C . F . |  
Some-thin' tells me I'm into some-thin' good—  
(Oooo— Oooo— some-thing tells me I'm into some-thing)

## Bridge:

G7 . . . | . . . | C . . . | . . . |  
We only talked for a minute or two and it felt like I knew him my whole life— through—  
(Good— Oooo—)

G7 . . . | . . . | D7 . . . | . . . | G7 . . . |  
I don't know if you can call it— love— but, he's every-thing I've been dreamin'— of—  
(Ahhh—)

. . . | Gdim7 . G7 . |  
(She's every-thing I've been dreamin'— of—)

C . F . | C . F . | C . F . | C . C7 . |  
When he walked me home and he held my— hand I knew it couldn't be just a one night— stand  
(Oooo— Oooo— held my— hand Oooo— Oooo— one night stand)

F . . . | . . . | C . F . | C . F . |  
Cuz, he asked to see me next week and I told him he could—  
(Oooo— Oooo— Oooo— Oooo— I asked to see her and she told me I could, well)

G7 . . . | F . . . | C . F . | C . F . |  
Some-thin' tells me I'm into some-thin' good—  
(Oooo— Oooo— some-thing tells me I'm into some-thing)

C . F . | C . F . | G7 . . . | . . . |  
(Some-thing tells me I'm into some-thing Good—)

**Instrumental: G7** . . . | . . . . | **C** . . . . | . . . . |

**G7** . . . . | . . . . | **D7** . . . . | **G7** . . . . |

**C** . . . . **F** . . . . | **C** . . . . **F** . . . . | **C** . . . . **F** . . . . | **C** . . . . **C7** . . . .  
When he walked me home and he held my— hand | I knew it couldn't be just a one night— stand  
(Oooo— Oooo— held my— hand | Oooo— Oooo— one night stand)

**F** . . . . . | . . . . . | **C** . . . . **F** . . . . | **C** . . . . **F** . . . . |  
Cuz, he asked to see me next week and I told him he could—  
(Oooo— Oooo— Oooo— Oooo— | I asked to see her and she told me I could, well)

**G7** . . . . . | **F** . . . . . | **C** . . . . **F** . . . . | **C** . . . . **F** . . . . |  
Some-thin' tells me I'm into some-thin' good—  
(Oooo— Oooo— some-thing tells me I'm into some-thing)

**G7** . . . . . | **F** . . . . . | **C** . . . . **F** . . . . | **C** . . . .  
Good— oh, ye-ah, some-thin' good—

**F** . . . . | **G7** . . . . . | **F** . . . . . | **C** . . . . **F** . . . . | **C** \ . . . .  
Some-thin' good— oh ye-ah, some-thin' good—

**San Jose Ukulele Club**  
(v3a - 7/8/22)

# Hukilau Song, The

key:C, artist:Pete McCarty writer: Jack Owens

Pete McCarty: <https://www.youtube.com/watch?v=JMdcAlXWnh4>

*This version of The Hukilau Song arranged by Pete McCarty*

Intro Vamp- **[D7] [G7] [C]**, **[D7] [G7] [C]**

Oh we're **[C]** going to a hukilau (Hoo-Key-Lau)  
huki huki huki huki **[G7]** hukilau  
**[G7]** Everybody loves a hukilau  
Where the lau-lau is the kau-kau at the **[C]** big luau

We'll **[A7]** throw our nets out into the sea  
And **[D7]** all the ama-ama (Amah-Amah) come a-swimmin' to me  
Oh, we're **[C]** going to a **[A7]** hukilau  
huki **[G7]** huki huki huki huki **[C]**-lau

What a **[C]** beautiful day for fishing  
The old Hawaiian **[G7]** way  
**[G7]** the hukilau nets are swishing  
Down in **[D7]** old Laie (Lah-ee-ah) **[G7]** Bay

Oh we're **[C]** going to a hukilau (Hoo-Key-Lau)  
huki huki huki huki **[G7]** hukilau  
**[G7]** There's ro-mance 'neath Hawaiian skies,  
where the lovely hula hula maidens **[C]** roll their eyes

With a **[A7]** silvery moon shining a-bove,  
the **[D7]** kanes and wahines sing a song about love  
**[C]** Paradise now at the **[A7]** hukilau,  
A **[G7]** huki huki huki huki-**[C]** lau

Instrumental- Cx3, G7x4, C "Oh we're going to a hukilau/at the big luau"

We'll **[A7]** throw our nets out into the sea  
And **[D7]** all the ama-ama (Amah-Amah) come a-swimmin' to me

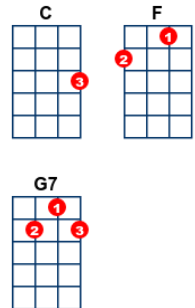
Oh we're **[C]** going to a **[A7]** hukilau,  
A **[G7]** huki huki huki, huki huki huki,  
huki huki huki hukilau **[C]**, End **[D7] [G7] [C]**

# This Land Is Your Land

key:C, artist:Woody Guthrie writer:Woody Guthrie

<https://www.youtube.com/watch?v=wxIMrvDbq3s>

Intro [C] x3



[C] This land is [F] your land, this land is [C] my land,  
From Cali-[G7]fornia to the New York [C] Island,  
From the Redwood [F] Forests to the Gulf Stream wa-  
[C]ters  
[G7] This land was made for you and [C] me.

As I was [F] walking that ribbon of [C] highway  
I saw a-[G7]bove me that endless [C] skyway  
I saw be-[F]low me that golden [C] valley  
[G7] This land was made for you and [C] me.

I roamed and I [F] rambled and I followed my [C] footsteps  
To the sparkling [G7] sands of her diamond [C] deserts  
While all a-[F]round me a voice was [C] sounding  
[G7] This land was made for you and [C] me.

When the sun came [F] shining, and I was [C] strolling  
And the wheat fields [G7] waving and the dust clouds [C] rolling  
A voice was [F] chanting and the fog was [C] lifting,  
[G7] This land was made for you and [C] me.

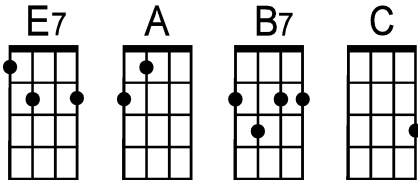
[C] This land is [F] your land, this land is [C] my land,  
From Cali-[G7]fornia to the New York [C] Island,  
From the Redwood [F] Forests to the Gulf Stream wa-[C]ters  
[G7] This land was made for you and [C] me.

[G7] This land was made for you and [C] me. [C] [G7] [C]

# I Saw Her Standing There

by Paul McCartney and John Lennon

2



**Intro:** one, two, three, four! E7 . . . | . . . . . | . . . . . | . . . . . |  
(sing b)

Well she was— just se-ven-tee-eeen you know what I mea-ean—  
and the way she looked was way be-yond com-par-are—  
How— could I— dance— with an—oth-er— Oh—  
When I saw— her— sta—anding there?

Well, she— looked at— me-e and I— I could see-ee  
that be-fore too long I'd fall in love with her-er—  
She— wouldn't dance— with an—oth-er— Oh—  
and I saw— her— sta—anding there

**Bridge:** Well, my heart— went— boom, when I crossed that— room—  
and I held— her— hand— in— mi-i—ine—

Whoa, we danced through the— ni—ight and we held each oth-er ti—ight  
and be-fore too long I fell in love with her-er—  
Now, I'll— nev-er dance— with an—oth-er— Oh—  
When I saw— her— sta—anding there

**Instrumental:** E7 . . . | . . . . . | A . . . | E7 . . . |  
E7 . . . | . . . . . | B7 . . . | . . . . . |  
E7 . . . | . . . . . | A . . . | C . . . | E7 . . . | B7 . . . | E7 . . . | 13.

**Bridge:** Well, my heart— went— boom, when I crossed that— room—  
and I held— her— hand— in— mi-i————ine————

Whoa, we danced through the— ni—ight and we held each oth-er ti—ight  
and be-fore too long I fell in love with her—er——

Now, I'll— nev-er dance— with an—oth-er—— Oh——

Since I saw— her— sta—anding there

Whoa, since I— saw— her— sta—anding there

Yeah, well since I— saw— her— sta—anding there—— **E7\**

**San Jose Ukulele Club**  
(v2c- 1/23/18)

# At The Hop-Danny And The Juniors

Original Key Ab=Capo 1

Written by: Artie Singer, John Medora, and David White

4|1 & 2 & 3 & 4 &|Shuffle feel  
4|D U D U D U D U|

## INTRO

G G6 G G6 G G6 G G6 Em

Bah -bah -bah -bah, bah -bah -bah -bah,

C C6 C C6 C C6 C C6 D D6 D D6 D D6 D6

|G G6 G G6 |G G6 G G6 |G G6 G G6 |G G6

Bah -bah -bah -bah. Bah -bah -bah -bah, at the hop!

G G6 G G6 G G6 G C6 C G6 G G7  
1.Well, you can rock it you can roll it. You can stomp and you can stroll it at the hop.  
C C6 C C6 C C6 C C6 C C6 G G6 G G6 G G6 G G6

When the record starts spinnin', You \*calypso\* and you chicken at the hop

D D6 D D6 C C6 C C6 G G6 G G6 G G6 D D6

Do the dance sensation that is sweepin' the nation at the hop

## CHORUS

G G6 G G6 G G6 G G6 G G6 G G6 G G7

Ah, let's go to the hop. Let's go to the hop, (oh baby)

C C6 C C6 C C6 C C6 G G6 G G6 G G6 G6 D D6 D D6 C C6 C C6

Let's go to the hop, (oh baby) Let's go to the hop. Come on,

G G6 G G6 G G6 G G6

let's go to the hop.

G G6 G G6 G G6 G G6 G C6 C G6 G G7  
2. Well, you can swing it you can groove it You can really start to move it at the hop  
C C6 C C6 C C6 C C6 C C6 C C6 G G6 G G6 G G6 G G6

Where the jockey is the smoothest, And the music is the coolest at the hop

D D6 D D6 C C6 C C6 G G6 G G6 G G6 D D6

All the cats and chicks can get their kicks at the hop

## CHORUS

G G6 G G6 G G6 G G6 G G6 G G6 G G7

Ah, let's go to the hop. Let's go to the hop, (oh baby)

C C6 C C6 C C6 C C6 G G6 G G6 G G6 G6 D D6 D D6 C C6 C C6

Let's go to the hop, (oh baby) Let's go to the hop. Come on,

G G6 G G6 G G6 G G6

let's go to the hop.

G G6 G G6 G G6 G G6 G C6 C G6 G G7  
1.Well, you can rock it you can roll it. You can stomp and you can stroll it at the hop.  
C C6 C C6 C C6 C C6 C C6 C C6 G G6 G G6 G G6 G G6

When the record starts spinnin', You \*calypso\* and you chicken at the hop

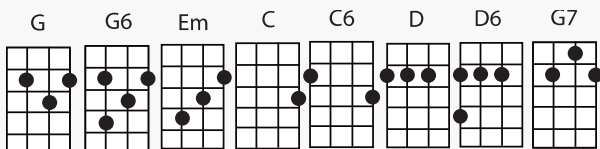
D D6 D D6 C C6 C C6 G G6 G G6 G G6 D D6

Do the dance sensation that is sweepin' the nation at the hop

## INSTRUMENTAL

|G G6 G G6 |G G6 G G6 |G G6 G G6 |G7 |C C6 C C6 |C C6 C C6 |

|G G6 G G6 |G G6 G G6 |D D6 D D6 |C C6 C C6 |G G6 G G6 |G



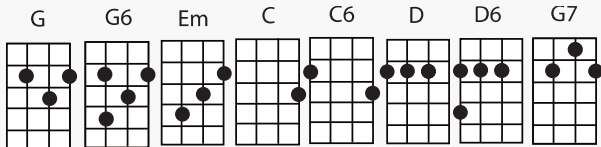
G6 G G6 G G6 G G6 G C C6 G G7  
 2. Well, you can swing it you can groove it You can really start to move it at the hop  
 C C6 C C6 C C6 C C6 G G6 G G6 G G6 G G6  
 Where the jockey is the smoothest, And the music is the coolest at the hop  
 D D6 D D6 C C6 C C6 G G6 G G6 G G6 D D6  
 All the cats and chicks can get their kicks at the hop

CHORUS

G G6 G G6 G G6 G G6 G G6 G G6 G G7  
 Ah, let's go to the hop. Let's go to the hop, (oh baby)  
 C C6 C C6 C C6 C C6 G G6 G G6 G G6 G6 D D6 D D6 C C6 C C6  
 Let's go to the hop, (oh baby) Let's go to the hop. Come on,  
 G G6 G G6 G G6 G G6  
 let's go to the hop.

OUTRO

G G6 G G6 G G6 G G6 Em  
 Bah -bah -bah -bah, bah -bah -bah -bah,  
 C C6 C C6 C C6 C C6 D D6 D D6 D D6 D D6 |G|STOP  
 Bah -bah -bah -bah. Bah -bah -bah -bah, at the hop!





# I'll Weave a Lei of Stars for You

Arr. By Curtis Jeung

| E7 A7 | D | E7 A7 | D  
D

I'll weave a lei of stars for you

E E7 A7

To wear on nights like this

Each time you wear my lei of stars

E7 A7

I'll greet you with a kiss

D7 G

The moon is green with jealousy

B7 E7 A7

And all the planets too

D B7

And when you wear my lei of stars

G A7 D

The fairest one is you

*(Repeat from start)*

**Tag:**

D B7

And when you wear my lei of stars

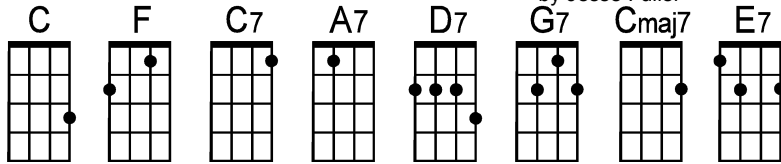
*(slow)*

G A7 D

The fairest one is you

# San Francisco Bay Blues

by Jesse Fuller



Suggested Strum: D DU DUDU

**Intro:** . | C . . . | F . . . | C . . . | C7 . . . | F . . . | . . . | C . . . | C7 . . . |  
 F . . . | . . . | C . C> Cmaj7> C7> | A7 . . . | D7 . . . | . . . | G7 . . .

**Verse 1** I got the | C blues from my baby, left me | F by the San Fran-cisco-o Bay——  
 The o-cean lin-er's | C gone so far a--way—— | C7 . . .

I | F didn't mean to treat her so | C bad, she was the best girl I e-ver had | A7 . . . |  
 D7 Said good-bye, she like to make me cry, | G7 wanna lay down and die

I | C haven't got a nickel and I | F ain't got a lou-sy dime—— | C7 . . .

She don't come back, | F I think I'm gonna lose my mind—— | E7 . . .

If she ever comes back to | F stay—— it's gonna be a-nother brand new day——ay—— | C Cmaj7\ C7\ | A7 . . . |

D7 Walkin' with my baby down by the San Fran-cisco-o Bay—— | G7 . . . | C . . . | G7 . . .

## Harmonica /kazoo instrumental:

. | C . . . | F . . . | C . . . | C7 . . . | F . . . | . . . | C . . . | C7 . . . |  
 F . . . | . . . | C . C> Cmaj7> C7> | A7 . . . | D7 . . . | . . . | G7 . . . |

**Verse 2** C F . . . | C . . . | . . . | F . . . | C . . . |  
 Sittin down looking from my backdoor, wonderin' which way to go——

F . . . | . . . | C . . . | . . . |  
 Wo-man I'm so crazy a--bout she don't love me no more——

F . . . | . . . | C . C> Cmaj7> C7> | A7 . . . |  
 Think I'll catch me a freight train cuz I'm fee-eel—in' blue——ue——

D7 . . . | . . . | G7 . . . | . . . |  
 Ride all the way to the end of the line—— thinkin' only of you——

C F . . . | C . . . | . . . | F . . . | C . . . |  
 Mean-while livin' in the city—— just a-bout to go in- sane ——

F . . . | . . . | E7 . . . | . . . |  
 Thought I heard my bab-y, Lord, the way she used to call my name——

. | F . . . | . . . | C . C> Cmaj7> C7> | A7 . . . |  
 If she ever comes back to stay—— its gonna be a-nother bra-and new day——ay——

D7 . . . | . . . | G7 . . . | . . . | C . . . | A7 . . . |  
 Walkin' with my baby down by the San Fran-cisco-o Bay——

D7 . . . | . . . | G7 . . . | . . . | C . C> Cmaj7> C7> | A7 . . . |  
 Walkin' with my baby down by the San Fran-cisco-o Bay—— hey, hey, hey hey——

. | D7 . . . | . . . | G7 . . . | . . . | C . . . | F\ C\ |  
 Yeah walkin' with my baby down by the San Fran-cisco-o Bay——ay

## Happy Together [Am]

key: Am > Original in Db

artist: The Turtles writer: Garry Bonner and Alan Gordon

The Turtles - YouTube Video <https://www.youtube.com/watch?v=9ZEURntrQOg>

Intro- [Am] x 2, DD DUDU

Imagine [Am] me and you I do  
I think about you [G] day and night it's only right  
To think about the [F] girl you love and hold her tight  
So happy to-[E7] gether, 4 counts x2

If I should [Am] call you up invest a dime  
[Am] call you up  
And you say you be-[G] long to me and ease my mind  
[G] ease my mind  
Imagine how the [F] world could be so very fine  
[F] ve- ry fine  
So happy to-[E7] gether [E7] , 8

[A] I can't see me [Em] lovin' nobody but [A] you for all my [C] life  
[A] When you're with me  
[Em] Baby the skies'll be [A] blue for all my [C] life

[Am] Me and you and you and me  
[Am] You and me  
No matter how they [G] toss the dice it had to be  
[G] had to be  
The only one for [F] me is you and you for me  
[F] you for me  
So happy to-[E7] gether [E7] , 8

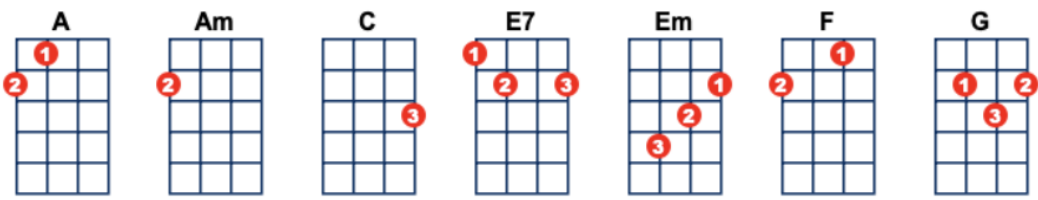
[A] I can't see me [Em] lovin' nobody but [A] you for all my [C] life  
[A] When you're with me  
[Em] Baby the skies'll be [A] blue for all my [C] life

[Am] Me and you and you and me  
 [Am] You and me  
 No matter how they [G] toss the dice it had to be  
                                   [G] had to be  
 The only one for [F] me is you and you for me  
                                   [F] you for me  
 So happy to-[E7]gether [E7] , 8

[A] Ba-ba-ba-ba [Em] ba-ba-ba-ba ba-ba-[A] ba ba-ba-ba-[C] ba -----4  
 [A] Ba-ba-ba-ba [Em] ba-ba-ba-ba ba-ba-[A] ba ba-ba-ba-[C] ba -----8

[Am] Me and you and you and me  
 [Am] You for me  
 No matter how they [G] toss the dice it had to be  
                                   [G] had to be  
 The only one for [F] me is you and you for me  
                                   [F] you for me  
 So happy to-[E7]gether [E7] , 4

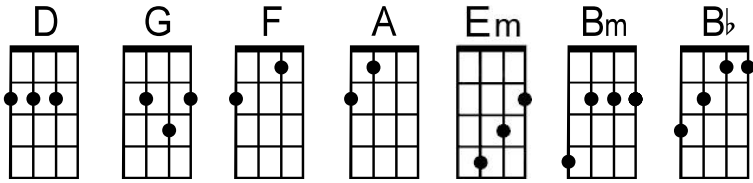
[Am] So happy to-[E7]gether (oo-oo-oo-[Am]oo)  
 How is the [E7] weather? [Am]  
                                   [E7] ba ba ba ba [Am] ba  
 So happy to-[E7]gether [Am] , we're happy to-[E7]gether [Am]  
                                   [E7] ba ba ba ba [Am] ba                   [E7] ba ba ba ba [Am] ba  
 So happy to-[E7]gether [Am] , so happy to-[E7]gether, end on [A]  
                                   [E7] ba ba ba ba [Am] ba                   [E7] ba ba ba ba, [A] ba





# Please, Please Me (Key of D)

by John Lennon (1962)



To play in original key (E), capo up two frets.

**Intro:**

D 5 4 2 | 0 2 0 | D 5 4 2 | 0 2 0 |

A -----5-4-2-----0-2-0-----

E -----2-----2-----

C -----

G -----

(u d u d u d)

D . . . | . . . | G . D . | -- F . G . A . |

Last night I said these words to my— girl—

D . . . | . . . | G . D . | D \ -- -- --

I know you nev-er ev-en try— girl—

A -----5-5-0--

E -----

C -2-2-----

G -----

**Chorus:**

| G . . . | Em . . . | Bm . . . | G . . .

Come on (come on) come on (come on) come on (come on) come on (come on)

| D . . . | G . A . | D . . . | G . A . |

Please, please— me, whoa yeah— like I please you—

(u d u d u d)

D . . . | . . . | G . D . | -- F . G . A . |

You don't need me to show the way— love—

D . . . | . . . | G . D . | D \ -- -- --

Why do I al-ways have to say— love—?

A -----5-5-0--

E -----

C -2-2-----

G -----

**Chorus:**

| G . . . | Em . . . | Bm . . . | G . . .

Come on (come on) come on (come on) come on (come on) come on (come on)

| D . . . | G . A . | D . . . | D \ -- -- -- |

Please, please— me, whoa yeah— like I please you—

**Bridge:**

G . . . |

I don't want to sound com-plaining

A . . . | D . . . | -- D \ G \ D \

But you know there's always rain in my— heart— (in my heart)

G . . . | A . . . | D . . .

I do all the pleasing with you. It's so hard to reason— with you—

| G . A . | D . . . | G . A . |

Whoa yeah— why do you make me blue—?

(u d u d u d)

D . . . . | . . . . . | G . D . | -- F . G . A . |  
 Last night I said these words to my— girl—

D . . . . | . . . . . | G . D . | D\ -- -- --  
 I know you nev-er ev-en try— girl—

A -----5-5-0--  
 E -----  
 C --2-2-----  
 G -----

**Chorus:**

| G . . . . | Em . . . . | Bm . . . . | G . . . .  
 Come on (come on) come on (come on) come on (come on) come on (come on)

| D . . . . | G . . . . | A . . . . | D . . . .  
 Please, please— me, whoa yeah— like I please you—

| G . . . . | A . . . . | D . . . .  
 Whoa yeah— like I please you—

| G . . . . | A . . . . | D\ -- F\ -- | Bb\ -- A\ -- | D\  
 Whoa yeah— like I please you—ou—

**San Jose Ukulele Club**  
 (v1d- 1/19/22)

# Poison Ivy-The Coasters

Original Key Ab = Capo 1

Written by: Jerry Leiber & Mike Stoller

## INTRO

|G |G F G|G |G F G|

4|1 - 2 & - & 4 - |  
4|D - D U - U D - |

G |G F G| G |G F G|

1. She comes on like a rose, But everybody knows

G |G F G|

G

b (with vibrato)

She'll get you in Dutch, You can look but you'd better not touch

## CHORUS

Em

Bm

Em

Poison Ivy, Poison Ivy, Late at night while you're sleeping

A7

Em

D

Poison Ivy comes creeping around

G

|G F G|

G

|G F G|

2. She's pretty as a daisy But look out man she's crazy

G |G F G|

G

b (with vibrato)

she'll really do you in, If you let her get under your skin

## CHORUS

Em

Bm

Em

Poison Ivy, Poison Ivy, Late at night while you're sleeping

A7

Em

D

Poison Ivy comes creeping around

## BRIDGE

C

Measles make you mumpy, and mumps will make you lumpy

G

and chicken pox will make you jump and twitch.

C

A common cold will fool ya, and whooping cough can cool ya

D

D7

But Poison Ivy lord will make you itch.

G

|G F G|

G

|G F G|

3. Your gonna need an ocean, of calamine lotion

G

|G F G|

You'll be scratching like a hound

G

b (with vibrato)

the minute you start to mess around

## CHORUS

Em

Bm

Em

Poison Ivy, Poison Ivy, Late at night while you're sleeping

A7

Em

D

Poison Ivy comes creeping around

## BRIDGE

C

Measles make you mumpy, and mumps will make you lumpy

G

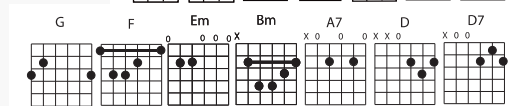
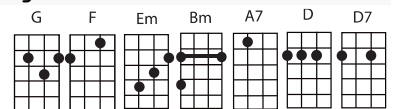
and chicken pox will make you jump and twitch.

C

A common cold will fool ya, and whooping cough can cool ya

D7

But Poison Ivy lord will make you itch.





Poison Ivy- Page 2

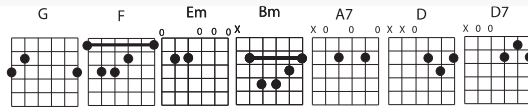
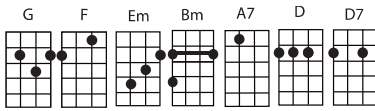
G |G F G| G |G F G|  
 3. Your gonna need an ocean, of calamine lotion  
 G |G F G|  
 You'll be scratching like a hound  
 G b (with vibrato)  
 the minute you start to mess around

CHORUS

Em Bm Em  
 Poison Ivy, Poison Ivy, Late at night while you're sleeping  
 A7 Em D  
 Poison Ivy comes creeping around

CODA

G |G F G| G |G F G|  
 La la la la La la la la Repeat and fade.



|G F G |  
 A|2 - 2 0 - 0 2 -|  
 4 E|3 - 3 1 - 1 3 -|  
 4 C|2 - 2 0 - 0 2 -|  
 G|0 - - 2 - 2 0 -|  
  
 |1 - 2 & - & 4 -|

# Keep Your Eyes on the Hands [C]

key:C, artist:Tony Todaro, Like Johnston (1955) writer:Johnny Russell and Voni Morrison

Intro Vamp **[D7] [G7] [C]**, x2

Whenever you're **[C]** watching a hula girl dance  
 You gotta be **[C]** careful, you're **[Ebdim]** tempting **[G7]** romance  
 Don't keep your **[Dm]** eyes on her **[G7]** hips,  
 her **[Dm]** naughty hula **[G7]** hips  
**[D7]** Keep your **[G7]** eyes on the **[C]** hands

Remember she's **[C]** telling a story to you  
 Her opu is **[C]** swaying but **[Ebdim]** don't watch the **[G7]** view  
 Don't **[Dm]** concentrate on the **[G7]** swing,  
 it **[Dm]** doesn't mean a **[G7]** thing  
**[D7]** Keep your **[G7]** eyes on the **[C]** hands

And when she **[C7]** goes around the island,  
 swinging hips so tantalizing  
**[F]** Just keep your **[C7]** eyes where they **[F]** belong  
 Because the **[D7]** hula has a feeling,  
 that will send your senses reeling  
**[G7]** It makes a **[Cm]** weak man **[G]** strong


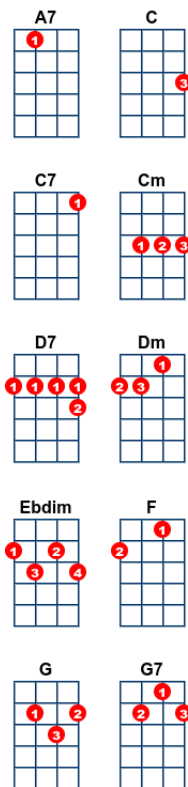
Your eyes are **[C]** revealing; you're fooling no one  
 No use in **[C]** concealing you're **[Ebdim]** having some **[G7]** fun  
 But if you're **[Dm]** too young to **[G7]** date or **[Dm]** over ninety **[G7]**  
 eight  
**[D7]** Keep your **[G7]** eyes on the **[C]** hands

And when she **[C7]** goes around the island,  
 swinging hips so tantalizing  
**[F]** Just keep your **[C7]** eyes where they **[F]** belong  
 And when her **[D7]** grass skirt goes a-swishin',  
 keep your head and don't go wishin'  
**[G7]** That you would **[Cm]** like to mow the **[G]** lawn

Your eyes are **[C]** revealing; you're fooling no one  
 No use in **[C]** concealing you're **[Ebdim]** having some **[G7]** fun  
 But if you're **[Dm]** too young to **[G7]** date or **[Dm]** over ninety **[G7]** eight  
**[D7]** Keep your **[G7]** eyes on the **[C]** hands

End/Outro:

They tell the **[A7]** story, **[D7]** Keep your **[G7]** eyes on the **[C]** hands  
 We really **[A7]** mean it!  
 (SLOWLY) **[D7]** Just keep your **[G7]** eyes on the **[C]** hands! **[C]**/////**[G7]**/**[C]**/



# Twist and Shout

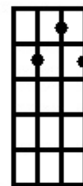
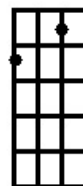
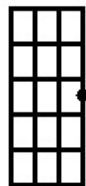
As recorded by the Beatles

125

**C**

**F**

**G7**



**X2**

**X2**

**X4**

## Verse/Chorus Pattern:

**C**                    **F**                    **G7**                    **G7**

D    D U D    D U    U D U D U D U

1 + 2 + 3 + 4 + 1 + 2 + 3 + 4 +

## "Ah" Section

**G7**

D d d D d d D d

1 + 2 + 3 + 4 +

## Intro: C F G7 G7

### Chorus

Well, shake it up, **(C)**baby, now **(F)**(Shake it up, **(G7)**baby)  
 Twist and **(C)**shout **((F)Twist and (G7)shout)**  
 C'mon c'mon, cmon, c'mon **(C)**baby, now **((F)Come on (G7)baby)**  
 Come on and work it on **(C)**out **((F)Work it on (G7)out)**

### Verse 1

Well work it on **(C)**out, honey **((F)Work it on (G7)out)**  
 You know you look so **(C)**good **((F)Look so (G7)good)**  
 You know you got me **(C)**goin', now **((F)Got me (G7)goin')**  
 Just like I knew you **(C)**would (Like I **(F)**knew you **(G7)**would, woo)


### Chorus 2

Well, shake it up, **(C)**baby, now **(F)**(Shake it up, **(G7)**baby)  
 Twist and **(C)**shout **((F)Twist and (G7)shout)**  
 C'mon c'mon, cmon, c'mon **(C)**baby, now **((F)Come on (G7)baby)**  
 Come on and work it on **(C)**out **((F)Work it on (G7)out, woo)**

### Verse 2

Well you twist you little **(C)**girl **((F)Twist, little (G7)girl)**  
 You know you twist so **(C)**fine **((F)Twist so (G7)fine)**  
 Come on and twist a little **(C)**closer, now **((F)Twist a little (G7)closer)**  
 And let me know that you're **(C)**mine **((F)Let me know you're (G7) mine, woo)**

## Interlude: C                    F                    G7                    G7                    x4



## "Ah" Section (play G7 6 times)

## Repeat Chorus 2, Verse 2

### Outro

Well shake it shake it shake it **(C)**baby now **((F)shake it up, (G7)baby) (x3)**

### "Ah" Section (G7 x 3)

### Ending: G7///// C x x C

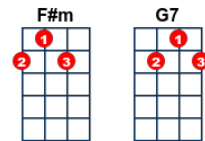
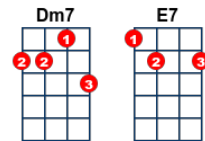
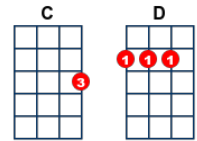
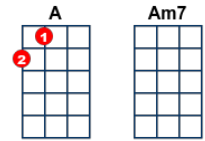
# Pretty Woman

key:A, artist:Roy Orbison writer:Roy Orbison and Bill Dees.

Roy Orbison - <https://www.youtube.com/watch?>

Intro: [E7]

A |----5 ----5 ----5975 ----5975 ----5975 ----5  
E |--47- --47- --47---- --47---- --47---- --47-  
C |44--- 44--- 44----- 44----- 44----- 44---



[A] Pretty woman, walking [F#m] down the street.  
Pretty [A] woman, the kind I [F#m] like to meet.  
Pretty [D] woman..I don't [E7] believe you, you're not the truth.  
No one could look as good as [E7] you ..... Mercy! [E7] (4 bars)

Pretty [A] woman, won't you [F#m] pardon me?  
Pretty [A] woman, I couldn't [F#m] help but see.  
Pretty [D] woman..that you look [E7] lovely as can be.  
Are you lonely just like [E7] me? [E7] (4 bars)  
(Rrrroowww.)

[Dm7] Pretty woman, [G7] stop a while.  
[C] Pretty woman, [Am7] talk a while.  
[Dm7] Pretty woman, [G7] give your smile to [C] me. [Am7]  
[Dm7] Pretty woman, [G7] yeah, yeah, yeah.  
[C] Pretty woman, [Am7] look my way.  
[Dm7] Pretty woman, [G7] say you'll stay with [C] me.. [A]  
cause I [F#m] need you, I'll [D] treat you [E7] right.  
[A] Come with me [F#m] baby, [D] be mine to [E7] night. [E7] (4 bars)

[A] Pretty woman, don't [F#m] walk on by.  
[A] Pretty woman, don't [F#m] make me cry.  
Pretty [D] woman..don't [E7] walk away, hey [E7] okay.  
[E7] If that's the way it must be, okay.  
I guess I'll [E7] go on home, it's late.  
There'll be tomorrow night, but [E7] wait..  
What do I see?

[E7] Is she walking back to me?  
[E7] Yeah, she's walking back to me.  
[E7] Whoa, oh, Pretty [A] [A] woman. (STOP)

# Happy Trails & Aloha 'Oe Medley <sup>194</sup>

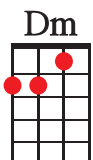
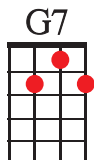
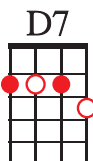
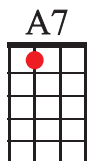
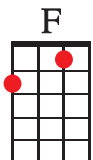
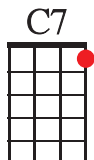
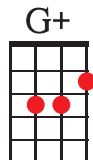
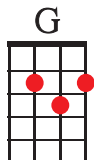
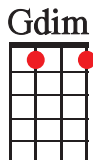
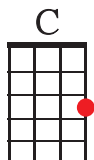
Dale Evans and Queen Lili'uokalani

## • Chorus •



C (Gdim) G  
 Happy trails to you until we meet again  
 (G+) C  
 Happy trails to you, keep smilin' until then  
 C C7 F  
 Who cares about the clouds when we're together  
 A7 D7 G7  
 Just sing a song and bring the sunny weather  
 C A7 Dm G7 C G7  
 Happy trails to you till we meet a - gain

## • Verse •



F C  
 Aloha Oe, Farewell to thee  
 G7 C C7  
 Thou charming one who dwells among the bowers  
 F C  
 One fond embrace, before I now depart  
 G7 C F C  
 Until we meet again  
 G7 C A7 Dm G7 C  
 and...Happy trails to you till we meet a - gain

A3 E3 E3 A0 E3 G7 C - Shave & A Haircut Riff