



**PUGs 10 Year Anniversary  
Celebration Songs!  
San Carlos Library, 610 Elm St  
Wednesday, 3/27/24, 5:30-7:30pm**

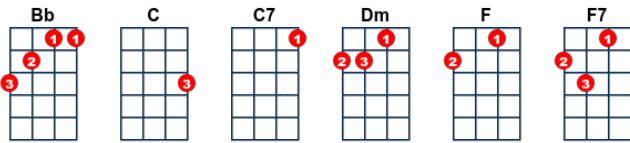
- 1. Under The Boardwalk**
- 2. I Want To Hold Your Hand**
- 3. Sunny Afternoon**
- 4. I'm Into Something Good**
- 5. I Saw Her Standing There**
- 6. California Dreaming**
- 7. San Francisco Bay Blues**
- 8. So Happy Together**
- 9. Poison Ivy**

**\*\*Take A Break\*\***

- 10. Twist and Shout**
- 11. Pretty Woman**
- 12. If I Fell**
- 13. Please, Please Me**
- 14. From Me To You**
- 15. Here There Everywhere**
- 16. I Should Have Known Better**
- 17. Sgt. Pepper's Lonely Hearts Club Band**
- 18. Happy Trails/Aloha Oe**

# Under the Boardwalk

key:F, artist:The Drifters writer:Kenny Young and Arthur Resnick



Strum- Calypso with Fan Intro : **[C7] [C7]** Riff: C/D/D#/E/D#/D/C

**[F]** Oh when the sun beats down  
And burns the tar up on the **[C7]** roof  
(Riff) And your shoes get so hot  
You wish your tired feet were fire **[F]** proof **[F7]**  
Under the **[Bb]** boardwalk down by the **[F]** sea **[Dm]** yeah  
On a **[F]** blanket with my baby **[C7]** is where I'll **[F]** be **[F] [F]**

Under the **[Dm]** boardwalk - (out of the sun)  
Under the **[C]** boardwalk - (we'll be havin some fun)  
Under the **[Dm]** boardwalk - (people walking above)  
Under the **[C]** boardwalk - (we'll be falling in love)  
Under the **[Dm] [Dm]** boardwalk.. **[Dm] [Dm]** boardwalk

**[NC]** From the **[F]** park you hear the happy sound of a carou **[C7]** sel  
(Riff) You can almost taste the hot dogs and French fries they **[F]** sell  
**[F7]** Under the **[Bb]** boardwalk down by the **[F]** sea **[Dm]** yeah  
On a **[F]** blanket with my baby **[C7]** is where I'll **[F]** be be **[F] [F]**

Under the **[Dm]** boardwalk - (out of the sun)  
Under the **[C]** boardwalk - (we'll be havin some fun)  
Under the **[Dm]** boardwalk - (people walking above)  
Under the **[C]** boardwalk - (we'll be falling in love)  
Under the **[Dm] [Dm]** boardwalk.. **[Dm] [Dm]** boardwalk

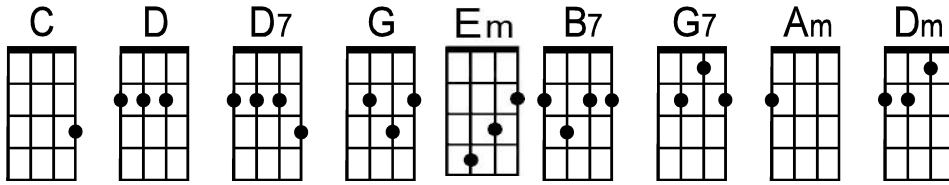
From the **[F]** park you hear the happy sound of a carou **[C7]** sel  
You can almost taste the hot dogs and French fries they **[F]** sell **[F7]**

Under the **[Bb]** boardwalk down by the **[F]** sea **[Dm]** yeah  
On a **[F]** blanket with my baby **[C7]** is where I'll **[F]** be be **[F] [F]**

Under the **[Dm]** boardwalk - (out of the sun)  
Under the **[C]** boardwalk - (we'll be havin some fun)  
Under the **[Dm]** boardwalk - (people walking above)  
Under the **[C]** boardwalk - (we'll be falling in love)  
Under the **[Dm] [Dm]** boardwalk.. **[Dm] [Dm]** boardwalk

# I Want To Hold Your Hand

by Lennon and McCartney (1963)



**Intro:** C \ | D . . C \ | D . . C \ | D . . . | D7 . .

Oh, yeah, I-I-I'll . . . |G . . . . . |D7 . . . . . |Em . . . . . |B7 . . . . .  
tell you some-thin' (C-2-1-2-3-4) I think you'll un-der-stand—

When I-I-I— . . . |G . . . . . |D7 . . . . . |Em . . . . . |B7 . . . . . |  
say that some-thin' (C-2-1-2-3-4) I want to hold your hand—

C . . . . . D7 . . . . . |G . . . . . Em . . . . . |C . . . . . D7 . . . . . |G . . . . . |  
I want to hold your ha-a-and— I want to hold your hand—

Oh, please— . . . |G . . . . . |D7 . . . . . |Em . . . . . |B7 . . . . .  
say to me-e-e (C-2-1-2-3-4) you'll let me be your man—

And please— . . . |G . . . . . |D7 . . . . . |Em . . . . . |B7 . . . . .  
say to me-e-e (C-2-1-2-3-4) you'll let me hold your hand—

C . . . . . D7 . . . . . |G . . . . . Em . . . . . |C . . . . . D7 . . . . . |G . . . . . |  
Now let me hold your ha-a-and— I want to hold your hand—

**Bridge:** Dm . . . . . |G7 . . . . . |C . . . . . |Am . . . . . |  
And when I touch you I feel happy— in-side—

Dm . . . . . |G7 . . . . . |C . . . . .  
It's such a feel-ing that my love—

C \ | D . . . . . C \ | D . . . . . C \ | D . . . . . |D7 . . . . .  
I can't hide— I can't hide— I can't hide—

Yeah, yo-o-ou . . . |G . . . . . |D7 . . . . . |Em . . . . . |B7 . . . . .  
got that some-thin' (C-2-1-2-3-4) I think you'll un-der-stand—

When I-I-I . . . |G . . . . . |D7 . . . . . |Em . . . . . |B7 . . . . . |  
say that some-thin' (C-2-1-2-3-4) I want to hold your hand—

C . . . . . D7 . . . . . |G . . . . . Em . . . . . |C . . . . . D7 . . . . . |G . . . . . |  
I want to hold your ha-a-and I want to hold your hand—

**Bridge:** Dm . . . . . |G7 . . . . . |C . . . . . |Am . . . . . |  
And when I touch you I feel happy— in-side—

Dm . . . . . |G7 . . . . . |C . . . . .  
It's such a feel-ing that my love—

C \ | D . . . . . C \ | D . . . . . C \ | D . . . . . |D7 . . . . .  
I can't hide— I can't hide— I can't hide—

. |G . . . |D7 . . . |Em . . . |B7 . . .  
Yeah, yo-o-ou got that some-thin' (C-2-1-2-3-4) I think you'll un—der—stand—

. |G . . . |D7 . . . |Em . . . |B7 . . . |  
When I-I-I feel that some-thin' (C-2-1-2-3-4) I want to hold your hand——

C . . . D7 . . . |G . . . Em . . . |C . . . D7 . . . |B7 . . . . . |  
I want to hold your ha—a—and I want to hold your hand——

C . . . |D7 . . . |C . . . . . |G\  
I want to hold your ha-a-a-a-a-a-and——

**San Jose Ukulele Club**  
(v5 - 3/29/19)

Sunny Afternoon- The Kinks

Original Key Dm= Capo 0

Written by Ray Davies

4|1 - 2 & 3 - 4 -|  
4|D - D U D - D -|

INTRO: |Dm F |G Gm |A A7|Aaug7 A |  
|Dm F |G Gm |A A7|Aaug7 A |

1. The taxman's taken all my dough, And left me in my stately home  
 A A7 Dm  
 Lazin' on a sunny afternoon,  
 C F C  
 And I can't sail my yacht, He's taken everything I've got  
 A A7 Dm  
 All I've got's this sunny afternoon  
 D7 G7  
 Save me, save me, save me from this squeeze  
 C7 C F A7  
 I got a big fat mama tryin' to break me.

CHORUS

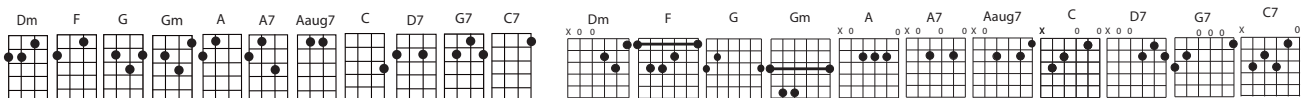
Dm G7 Dm G7  
 And I love to live so pleasantly, Live this life of luxury  
 F A7 Dm F G Gm A A7 Aaug7 A  
 Lazin' on a sunny afternoon In the summertime  
 Dm F G Gm A A7 Aaug7 A  
 In the summertime In the summertime.

2. My girlfriend's run off with my car, And gone back to her ma and pa  
 A A7 Dm  
 Tellin' tales of drunkenness and cruelty  
 C F C  
 Now I'm sittin' here, sippin' at my ice-cold beer  
 A A7 Aaug7 A7 Dm  
 All I've got's this sunny afternoon  
 D7 G7  
 Help me, help me, help me sail away  
 C7 C F A7  
 Or give me two good reasons why I oughta stay

CHORUS

Dm G7 Dm G7  
 And I love to live so ] pleasantly, Live this life of luxury  
 F A7 Dm F G Gm A A7 Aaug7 A  
 Lazin' on a sunny afternoon In the summertime  
 Dm F G Gm A A7 Aaug7 A  
 In the summertime In the summertime.

D7 G7  
 Save me, save me, save me from this squeeze  
 C7 C F A7  
 I got a big fat mama tryin' to break me.



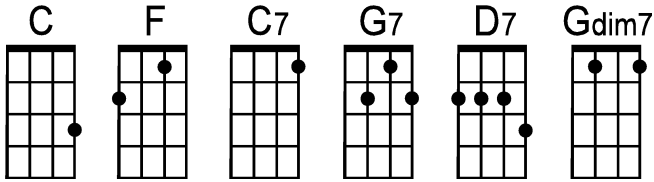
Sunny Afternoon- Page 2

CHORUS AND OUTRO

And I love to live so ] pleasantly, Live this life of luxury  
Lazin' on a sunny afternoon In the summertime  
In the summertime In the summertime.  
In the summertime In the summertime

# I'm Into Something Good (Original version as sung by the Cookies)

by Carole King and Gerry Goffin (1965)



Women sing Lead (*Guys sing accompaniment*)

**Intro:** C . F . | C . F . | C . F . | C . F . |

C . F . | C . F . | C . F . | C . C7 . |  
 Woke up this morn-in' feelin'— fine— There's somethin' spe-cial on my— mind—

F . . . | . . . | C . F . | C . F . |  
 Last night I met a new boy in the neigh-bour-hood whoa, yeah—  
 (Ooo-OO)

G7 . . . | F . . . | C . F . | C . F . |  
 Some-thin' tells me I'm into some-thin' good—  
 (Oooo— Oooo— some-thing tells me I'm into some-thing)

C . F . | C . F . | C . F . | C . C7 . |  
 He's the kind of guy who's not too— shy— and I can tell, he's my kind of guy—  
 (Good— Oooo— not too— shy. Oooo— Oooo— kind of guy)

F . . . | . . . | C . F . | C . F . |  
 He danced every slow-danced with me, like I hoped he would—  
 (Oooo— Oooo— Oooo— Oooo— she danced with me like I hoped she would)

G7 . . . | F . . . | C . F . | C . F . |  
 Some-thin' tells me I'm into some-thin' good—  
 (Oooo— Oooo— some-thing tells me I'm into some-thing)

## Bridge:

G7 . . . | . . . | C . . . | . . . |  
 We only talked for a minute or two and it felt like I knew him my whole life— through—  
 (Good— Oooo—)

G7 . . . | . . . | D7 . . . | . . . | G7 . . . |  
 I don't know if you can call it— love— but, he's every-thing I've been dreamin'— of—  
 (Ahhh—)

. . . | Gdim7 . G7 . |  
 (She's every-thing I've been dreamin'— of—)

C . F . | C . F . | C . F . | C . C7 . |  
 When he walked me home and he held my— hand I knew it couldn't be just a one night— stand  
 (Oooo— Oooo— held my— hand Oooo— Oooo— one night stand)

F . . . | . . . | C . F . | C . F . |  
 Cuz, he asked to see me next week and I told him he could—  
 (Oooo— Oooo— Oooo— Oooo— I asked to see her and she told me I could, well)

G7 . . . | F . . . | C . F . | C . F . |  
 Some-thin' tells me I'm into some-thin' good—  
 (Oooo— Oooo— some-thing tells me I'm into some-thing)

C . F . | C . F . | G7 . . . | . . . |  
 (Some-thing tells me I'm into some-thing Good—)

**Instrumental: G7** . . . | . . . . | **C** . . . . | . . . . |

**G7** . . . . | . . . . | **D7** . . . . | **G7** . . . . |

**C** . . . . **F** . . . . | **C** . . . . **F** . . . . | **C** . . . . **F** . . . . | **C** . . . . **C7** . . . .  
When he walked me home and he held my— hand | I knew it couldn't be just a one night— stand  
(Oooo— Oooo— held my— hand | Oooo— Oooo— one night stand)

| **F** . . . . . | . . . . . | **C** . . . . **F** . . . . | **C** . . . . **F** . . . . |  
Cuz, he asked to see me next week and I told him he could—  
(Oooo— Oooo— Oooo— Oooo— | I asked to see her and she told me I could, well)

**G7** . . . . . | **F** . . . . . | **C** . . . . **F** . . . . | **C** . . . . **F** . . . . |  
Some-thin' tells me I'm into some-thin' good—  
(Oooo— Oooo— some-thing tells me I'm into some-thing)

**G7** . . . . . | **F** . . . . . | **C** . . . . **F** . . . . | **C** . . . .  
Good— oh, ye-ah, some-thin' good—

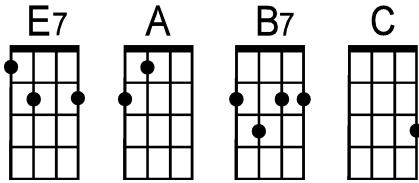
**F** . . . . | **G7** . . . . . | **F** . . . . . | **C** . . . . **F** . . . . | **C** \ . . . .  
Some-thin' good— oh ye-ah, some-thin' good—

**San Jose Ukulele Club**  
(v3a - 7/8/22)



# I Saw Her Standing There

by Paul McCartney and John Lennon



# 2

**Intro:** one, two, three, four! E7 . . . | . . . . . | . . . . . | . . . . . |  
(sing b)

Well she was— just se-ven-tee-een you know what I mea-ean—  
and the way she looked was way be-yond com-par-are—  
How— could I— dance— with an—oth-er— Oh—  
When I saw— her— sta—anding there?

Well, she— looked at— me-e and I— I could see-ee  
that be-fore too long I'd fall in love with her-er—  
She— wouldn't dance— with an—oth-er— Oh—  
and I saw— her— sta—anding there

**Bridge:** Well, my heart— went— boom, when I crossed that— room—  
and I held— her— hand— in— mi-i—ine—

Whoa, we danced through the— ni—ight and we held each oth-er ti—ight  
and be-fore too long I fell in love with her-er—  
Now, I'll— nev-er dance— with an—oth-er— Oh—  
When I saw— her— sta—anding there

**Instrumental:** E7 . . . | . . . . . | A . . . | E7 . . . |  
E7 . . . | . . . . . | B7 . . . | . . . . . |  
E7 . . . | . . . . . | A . . . | C . . . | E7 . . . | B7 . . . | E7 . . . | 19.

**Bridge:** Well, my heart— went— boom, when I crossed that— room—  
and I held— her— hand— in— mi-i————ine————

Whoa, we danced through the— ni—ight and we held each oth—er ti—ight  
and be—fore too long I fell in love with her—er——

Now, I'll— nev—er dance— with an—oth—er—— Oh——

Since I saw— her— sta—anding there

Whoa, since I— saw— her— sta—anding there

Yeah, well since I— saw— her— sta—anding there—— **A** . . . **E7**\

# California Dreamin'- The Mamas and the Papas Original key C#m

Written by: John Phillips

Retune down 1/2 step to Bb Gb Eb Ab

## INTRO

Dm A7sus4 Pluck w/

A|-----|----0-1-0-----|-----|0----|Ring

E|----0---3---1-0|-----3-1|----3-1-0|0----|Middle

C|--2---2-----|--2-----|--2----- 2-0-|2----|Pointer

G|2-----|2-----|2--3-2-0-----|0----|Thumb

1 & 2 & 3 - 4 & | 1 & 2 & 3 - 4 & | 1 & 2 & 3 - 4 & | 1 - 2

4|1 - 2 - 3 & 4 &|- & - & 3 & 4 -|

4|D - D - D U D U|- U - U D U D -|

N.C. 3 & 4 & | Dm C Bb

1. All the leaves are brown (all the leaves are brown)

C A7sus4 A7

And the sky is gray (and the sky is gray)

F A7 Dm Bb A7sus4 A7

I've been for a walk (I've been for a walk) On a winter's day (on a winter's day)

Dm C Bb C A7sus4 A7

I'd be safe and warm. (I'd be safe and warm), If I was in L.A. (if I was in L.A.)

## CHORUS

California dreamin' (California dreamin') On such a winter's day.

Dm C Bb C A7sus4 A7

2. Stopped in to a church I passed along the way

F C Dm Bb A7sus4 A7

Well I got down on my knees (got down on my knees) And I pretend to pray (I pretend to pray)

Dm C Bb

You know the preacher likes the cold (preacher likes the cold)

C A7sus4 A7

He knows I'm gonna stay (knows I'm gonna stay)

## CHORUS

California dreamin' (California dreamin') On such a winter's day.

Dm C Bb C A7sus4 A7

## INSTRUMENTAL SOLO with strum pattern

D-DUD-DU|D-DUD-DU|D-DUD-DU|D-DUD-DU|D-DUD-DU|D-DUD-DU|D-DUD-DU|D-DUD-DU

|1-2&3-4&|1-2&3-4&|1-2&3-4&|1-2&3-4&|1-2&3-4&|1-2&3-4&|1-2&3-4&|1-2&3-4&|

|Dm A7|Dm A7|Dm A7|Dm C|F A7|Dm Bb|A7sus4|A7|

D-DUD-DU|D-DUD-DU|D-DUD-DU|D-DUD-DU|D-DUD-DU|D-DUD-DU|D-DUD-DU|D-D

|1-2&3-4&|1-2&3-4&|1-2&3-4&|1-2&3-4&|1-2&3-4&|1-2&3-4&|1-2&3-4&|1&2-----|

|Dm C|Bb C|A7sus|A7|Dm C|Bb C|A7sus4|A7|STOP|

N.C. Dm C Bb

3. All the leaves are brown (all the leaves are brown)

C A7sus4 A7

And the sky is gray (and the sky is gray)

F A7 Dm Bb A7sus4 A7

I've been for a walk (I've been for a walk) On a winter's day (on a winter's day)

A7 Dm C Bb C A7sus4 A7

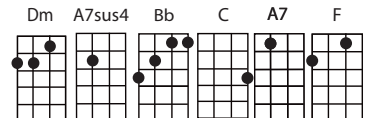
If I didn't tell her (if I didn't tell her) I could leave today (I could leave today)

A7 Dm C Bb C Dm C Bb

California dreamin' (California dreamin') On such a winter's day (California dreamin')

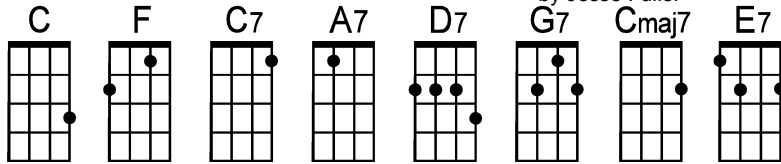
C Dm C Bb C Bbmaj7 Dm|STOP

On such a winter's day (California dreamin') On such a winter's daaaaaaaaay



# San Francisco Bay Blues

by Jesse Fuller



Suggested Strum: D DU DUDU

**Intro:** . | C . . . | F . . . | C . . . | C7 . . . | F . . . | . . . | C . . . | C7 . . . |  
 F . . . | . . . | C . C> Cmaj7> C7> | A7 . . . | D7 . . . | . . . | G7 . . .

**Verse 1** I got the | C blues from my baby, left me | F by the San Fran-cisco-o Bay——  
 The o-cean lin-er's | C gone so far a--way—— | C7 . . .

I | F didn't mean to treat her so bad, | C she was the best girl I e-ver had | A7 . . . |  
 D7 Said good-bye, | G7 she like to make me cry, | G7 wanna lay down and die

I | C haven't got a nickel and I | F ain't got a lou-sy dime—— | C7 . . .  
 She don't come back, | F I think I'm gonna lose my mind—— | E7 . . .  
 If she ever comes back to | F stay | C it's gonna be a-nother brand new day——ay—— | Cmaj7\ C7\ A7 . . . |  
 D7 Walkin' with my baby down by the San Fran-cisco-o Bay—— | G7 . . . | G7 . . .

## Harmonica /kazoo instrumental:

. | C . . . | F . . . | C . . . | C7 . . . | F . . . | . . . | C . . . | C7 . . . |  
 F . . . | . . . | C . C> Cmaj7> C7> | A7 . . . | D7 . . . | . . . | G7 . . . |

**Verse 2** C F | C wonderin' which way to go—— | F | C . . . |  
 Sittin down looking from my backdoor, | C Wo-man I'm so crazy a--bout | C she don't love me no more——  
 F Think I'll catch me a freight train | C C> Cmaj7> C7> | A7 cuz I'm fee-eel—in' blue——ue——  
 D7 Ride all the way to the end of the line—— | G7 thinkin' only of you——

C F | C just a-bout to go in- sane | F | C . . . |  
 Mean-while livin' in the city | F Thought I heard my bab-y, | E7 Lord, the way she used to call my name——  
 F If she ever comes back to stay | C C> Cmaj7> C7> | A7 its gonna be a-nother bra-and new day——ay——  
 D7 Walkin' with my baby down by the San Fran-cisco-o Bay—— | G7 . . . | A7 . . . |  
 D7 Walkin' with my baby down by the San Fran-cisco-o Bay—— hey, hey, hey hey—— | G7 . . . | C . C> Cmaj7> C7> | A7 . . . |  
 Yeah walkin' with my baby down by the San Fran-cisco-o Bay——ay | D7 . . . | G7 . . . | C . . . | F\ C\

## Happy Together [Am]

key: Am > Original in Db

artist: The Turtles writer: Garry Bonner and Alan Gordon

The Turtles - YouTube Video <https://www.youtube.com/watch?v=9ZEURntrQOg>

Intro- [Am] x 2, DD DUDU

Imagine [Am] me and you I do  
I think about you [G] day and night it's only right  
To think about the [F] girl you love and hold her tight  
So happy to-[E7] gether, 4 counts x2

If I should [Am] call you up invest a dime  
[Am] call you up  
And you say you be-[G] long to me and ease my mind  
[G] ease my mind  
Imagine how the [F] world could be so very fine  
[F] ve- ry fine  
So happy to-[E7] gether [E7] , 8

[A] I can't see me [Em] lovin' nobody but [A] you for all my [C] life  
[A] When you're with me  
[Em] Baby the skies'll be [A] blue for all my [C] life

[Am] Me and you and you and me  
[Am] You and me  
No matter how they [G] toss the dice it had to be  
[G] had to be  
The only one for [F] me is you and you for me  
[F] you for me  
So happy to-[E7] gether [E7] , 8

[A] I can't see me [Em] lovin' nobody but [A] you for all my [C] life  
[A] When you're with me  
[Em] Baby the skies'll be [A] blue for all my [C] life

[Am] Me and you and you and me  
 [Am] You and me  
 No matter how they [G] toss the dice it had to be  
                                   [G] had to be  
 The only one for [F] me is you and you for me  
                                   [F] you for me  
 So happy to-[E7]gether [E7] , 8

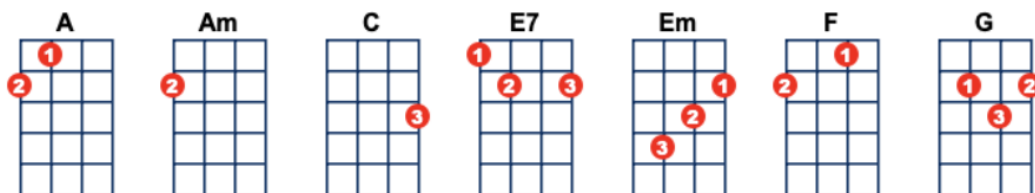
[A] Ba-ba-ba-ba [Em] ba-ba-ba-ba ba-ba-[A] ba ba-ba-ba-[C] ba -----4  
 [A] Ba-ba-ba-ba [Em] ba-ba-ba-ba ba-ba-[A] ba ba-ba-ba-[C] ba -----8

[Am] Me and you and you and me  
 [Am] You for me  
 No matter how they [G] toss the dice it had to be  
                                   [G] had to be  
 The only one for [F] me is you and you for me  
                                   [F] you for me

So happy to-[E7]gether , ah-ah-ah-ah-[Am]ah  
 So happy to-[E7]gether , ah-ah-ah-ah-[Am]ah

How is the [E7] weather? ba ba ba ba [Am] ba  
 So happy to-[E7]gether , ba ba ba ba [Am] ba  
 We're happy to-[E7]gether , [E7] ba ba ba ba [Am] ba

So happy to-[E7]gether , [E7] ba ba ba ba [Am] ba  
 So happy to-[E7]gether, [E7] ba ba ba ba, [A] ba End on A



# Poison Ivy-The Coasters

Original Key Ab = Capo 1

Written by: Jerry Leiber & Mike Stoller

4|1 - 2 & - & 4 -|  
4|D - D U - U D -|

## INTRO

|G |G F G|G |G F G|  
 1. She comes on like a rose, But everybody knows  
 She'll get you in Dutch,  
 You can look but you'd better not touch

## CHORUS

Em Bm Em  
 Poison Ivy, Poison Ivy, Late at night while you're sleeping  
 A7 Em D  
 Poison Ivy comes creeping around

G |G F G| G |G F G|  
 2. She's pretty as a daisy But look out man she's crazy  
 she'll really do you in,  
 If you let her get under your skin

## CHORUS

Em Bm Em  
 Poison Ivy, Poison Ivy, Late at night while you're sleeping  
 A7 Em D  
 Poison Ivy comes creeping around

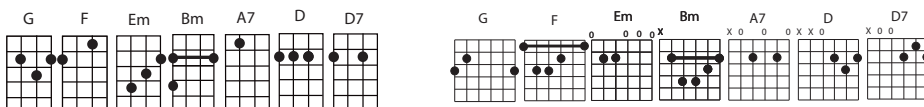
## BRIDGE

C  
 Measles make you mumpy, and mumps will make you lumpy  
 and chicken pox will make you jump and twitch.  
 C  
 A common cold will fool ya, and whooping cough can cool ya  
 D D7  
 But Poison Ivy lord will make you itch.

G |G F G| G |G F G|  
 3. Your gonna need an ocean, of calamine lotion  
 You'll be scratching like a hound  
 the minute you start to mess around

## CHORUS

Em Bm Em  
 Poison Ivy, Poison Ivy, Late at night while you're sleeping  
 A7 Em D  
 Poison Ivy comes creeping around



Poison Ivy- Page 2

BRIDGE

C  
 Measles make you mumpy, and mumps will make you lumpy  
 G  
 and chicken pox will make you jump and twitch.

C  
 A common cold will fool ya, and whooping cough can cool ya  
 D7  
 But Poison Ivy Lord will make you itch.

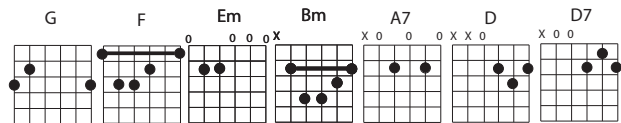
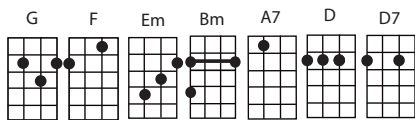
3. Your gonna need an ocean, | G F G | G | G F G |  
 of calamine lotion  
 You'll be scratching like a hound | G F G |  
 G b (with vibrato)  
 the minute you start to mess around

CHORUS

Em Bm Em  
 Poison Ivy, Poison Ivy, Late at night while you're sleeping  
 A7 Em D  
 Poison Ivy comes creeping around

CODA

G | G F G | G | G F G |  
 La la la la La la la la Repeat and fade.



	G	F	G	
A	2 - 2 0 - 0 2 -			
4 E	3 - 3 1 - 1 3 -			
4 C	2 - 2 0 - 0 2 -			
G	0 - - 2 - 2 0 -			
	1 - 2 & - & 4 -			



# Twist and Shout

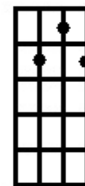
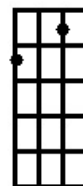
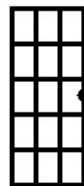
As recorded by the Beatles

125

**C**

**F**

**G7**



**X2**

**X2**

**X4**

## Verse/Chorus Pattern:

<b>C</b>		<b>F</b>		<b>G7</b>		<b>G7</b>	
D	D	U	D	D	U	U	D
U	D	U	D	U	D	U	D
1	+	2	+	3	+	4	+

## "Ah" Section

**G7**  
 D d d D d d D d  
 1 + 2 + 3 + 4 +

## Intro: C F G7 G7

### Chorus

Well, shake it up, **(C)**baby, now **(F)**(Shake it up, **(G7)**baby)  
 Twist and **(C)**shout **((F)Twist and (G7)shout)**  
 C'mon c'mon, cmon, c'mon **(C)**baby, now **((F)Come on (G7)baby)**  
 Come on and work it on **(C)**out **((F)Work it on (G7)out)**

### Verse 1

Well work it on **(C)**out, honey **((F)Work it on (G7)out)**  
 You know you look so **(C)**good **((F)Look so (G7)good)**  
 You know you got me **(C)**goin', now **((F)Got me (G7)goin')**  
 Just like I knew you **(C)**would (Like I **(F)**knew you **(G7)**would, woo)

### Chorus 2

Well, shake it up, **(C)**baby, now **(F)**(Shake it up, **(G7)**baby)  
 Twist and **(C)**shout **((F)Twist and (G7)shout)**  
 C'mon c'mon, cmon, c'mon **(C)**baby, now **((F)Come on (G7)baby)**  
 Come on and work it on **(C)**out **((F)Work it on (G7)out, woo)**

### Verse 2

Well you twist you little **(C)**girl **((F)Twist, little (G7)girl)**  
 You know you twist so **(C)**fine **((F)Twist so (G7)fine)**  
 Come on and twist a little **(C)**closer, now **((F)Twist a little (G7)closer)**  
 And let me know that you're **(C)**mine **((F)Let me know you're (G7) mine, woo)**

## Interlude: C F G7 G7 x4

A-----  
 E-----5-----3-----0--1-----  
 C-----0-----0--5-----2-----  
 G-----

## "Ah" Section (play G7 6 times)

## Repeat Chorus 2, Verse 2

### Outro

Well shake it shake it shake it **(C)**baby now **((F)shake it up, (G7)baby) (x3)**

### "Ah" Section (G7 x 3)

### Ending: G7///// C x x C

# Oh, Pretty Woman- Roy Orbison

Written by: Roy Orbison

Ukulele

Original Key A= Capo 7

This arrangement Key of D= No Capo

## INTRO

A A

```

A |-----| C--C--C--|-----| C--C--C--|
3 E |-----0-3--| C--C--C--|-----0-3--| C--C--C--|
4 C |-----1-----| C--C--C--|-----1-----| C--C--C--|
G |2-2-----| C--C--C--|2-2-----| C--C--C--|
    1 & 2 & 3 - 1 - 2 - 3 - 1 & 2 & 3 - 1 - 2 - 3 -
    
```

C=Chuck

A A A A

```

A |-----2-0--|-----2-0--|-----2-0--|-----|
4 E |-----0-3--3|-----0-3--3|-----0-3--3|-----0-3--|
4 C |-----1-----|-----1-----|-----1-----|-----1-----|
G |2-2-----|2-2-----|2-2-----|2-2-----|
    1 & 2 & 3 & 4 & 1 & 2 & 3 & 4 & 1 & 2 & 3 & 4 & 1 & 2 & 3 - - -
    
```

(Pretty)

1. **D** **Bm** **D** **Bm**  
 Pretty Woman, Walking down the street, Pretty Woman, The kind I like to meet

**G** **A** **A7** **A**

```

Pretty Woman, I don't believe you You're not the truth 4|1 - 2 - 3 & 4 -|
No one can look as good as you 4|D - D - D U D -|
    
```

A A A A

```

A |-----2-0--|-----2-0--|-----2-0--|-----|
4 E |-----0-3--3|-----0-3--3|-----0-3--3|-----0-3--|
4 C |-----1-----|-----1-----|-----1-----|-----1-----|
G |2-2-----|2-2-----|2-2-----|2-2-----|
    1 & 2 & 3 & 4 & 1 & 2 & 3 & 4 & 1 & 2 & 3 & 4 & 1 & 2 & 3 - - -
    
```

(Mercy!)

(Pretty)

2. **D** **Bm** **D** **Bm**  
 Pretty Woman, Won't you pardon me, Pretty Woman I couldn't help but see

**G** **A** **A** **A7** **A7**  
 Pretty Woman, You look so lovely as can be, Are you lonely just like me

A A A A

```

A |-----2-0--|-----2-0--|-----2-0--|-----0-0--|
4 E |-----0-3--3|-----0-3--3|-----0-3--3|-----0-0--0--|
4 C |-----1-----|-----1-----|-----1-----|-----1-1-1--|
G |2-2-----|2-2-----|2-2-----|2-2-----2-2--|
    1 & 2 & 3 & 4 & 1 & 2 & 3 & 4 & 1 & 2 & 3 & 4 & 1 & 2 & 3 4
    
```

(Growl!!)

## BRIDGE

**Gm** **C** **F** **Dm**  
 Pretty Woman stop awhile, Pretty Woman talk awhile

**Gm** **C7** **F**  
 Pretty Woman give your smile to me

**F**

```

|0 - - 3 1 0 - -|0 - - 3 1 0 - -|
4|1 - 1 - - - 3 1|1 - 1 - - - 3 1|
4|0 0 - - - -|0 0 - - - -|
|2 - - - - -|2 - - - - -|
    
```

**Gm** **C** **F** **Dm**  
 Pretty Woman Yeah Yeah Yeah, Pretty Woman look my way

**Gm** **C7** **F** **D**  
 Pretty Woman say you'll stay with me-eee

**D** **Bm** **G** **A** **A7** **Gm** **C** **F** **Dm** **C7**

Oh, Pretty Woman- Page 2

**Bm** **Gm** **A**  
Cause I need you I'll treat you right

**D** **Bm**  
Come with me baby

**Gm** **A**  
Be mine tonight

	<b>A</b>	<b>A</b>	<b>A</b>	
A	-----2-0--	-----2-0--	-----2-0--	-----
4 E	-----0-3---3	-----0-3---3	-----0-3---3	-----0-3---
4 C	----1-----	----1-----	----1-----	----1-----
G	2-2-----	2-2-----	2-2-----	2-2-----

(Pretty)

OUTRO

**D** **Bm** **D** **Bm**  
Pretty Woman Don't walk on by, Pretty Woman Don't make me cry

**G** **A** **A7**  
Pretty Woman Don't walk away hey, okay

**A** **A7** **A** **A**  
If that's the way it must be, okay, I guess I'll go on home. It's late

**A7** **A|STOP**  
There'll be tomorrow night but wait, what do I see

1 & 2 & 3 - 1 - 2 - 3 - 1 & 2 & 3 - 1 - 2 - 3 -

A	-----	C---C---C--	-----	C---C---C--
3 E	-----0-3--	C---C---C--	-----0-3--	C---C---C--
4 C	----1-----	C---C---C--	----1-----	C---C---C--
G	2-2-----	C---C---C--	2-2-----	C---C---C--

C=Chuck

**A**  
Is she walking back to me,

	<b>A</b>	<b>A</b>	<b>A</b>
A	-----2-0--	-----2-0--	-----2-0--
4 E	-----0-3---3	-----0-3---3	-----0-3---3
4 C	----1-----	----1-----	----1-----
G	2-2-----	2-2-----	2-2-----

**A**  
Yeah, she's walking back to me

	<b>A</b>	<b>A</b>	<b>A</b>	<b>A</b>
A	-----2-0--	-----2-0--	-----2-0--	-----2-0--
4 E	-----0-3---3	-----0-3---3	-----0-3---3	-----0-3---3
4 C	----1-----	----1-----	----1-----	----1-----
G	2-2-----	2-2-----	2-2-----	2-2-----

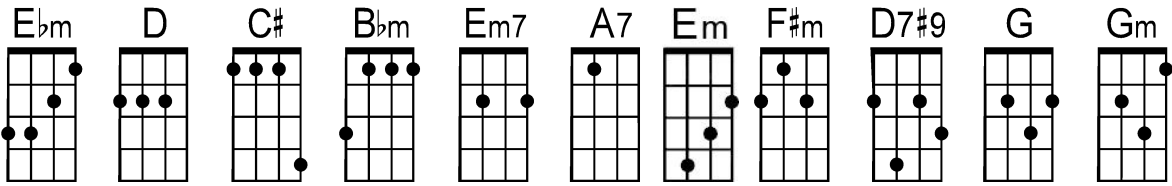
**A** **D D|STOP**  
Oh, ho Pretty Woman!!

	<b>A</b>	<b>A</b>
A	-----2-0--	-----
4 E	-----0-3---3	-----0-3---
4 C	----1-----	----1-----
G	2-2-----	2-2-----

<b>D</b>	<b>Bm</b>	<b>G</b>	<b>A</b>	<b>A7</b>	<b>Gm</b>	<b>C</b>	<b>F</b>	<b>Dm</b>	<b>C7</b>

# If I Fell

by John Lennon(1964)



## Intro:

(sing Eb F F#)

    Ebm . . . . . | D . . . . .  
If I fell in love with you, would you promise to be true—

    | C# . . . . . | Bbm . . . . .  
and help me— under— stand

    | Ebm . . . . . | D . . . . .  
'cause I've been in love be-fore— and I found that love was more—

    | Em7 . . . . . | A7 . . . . .  
than just holding hands—

    | D . . . . . | Em . . . . . | F#m . . . . . | Em7 . . . . . | A7 . . . . . |  
If I give— my— heart— to you— I must be sure from the

D . . . . . | F#m . . . . . | Em7 . . . . . | A7 . . . . . | D . . . . . | Gm . . . . . | A7 . . . . .  
ve—ry— start— that you— would love me more than her—

    | D . . . . . | Em . . . . . | F#m . . . . . | Em7 . . . . . | A7 . . . . .  
If I trust— in— you— oh, please— don't run and hide.

    | D . . . . . | Em . . . . . | F#m . . . . . | Em7 . . . . . | A7 . . . . . | D7#9 . . . . .  
If I love— you— too— oh please— don't hurt my pride like her—

    | . . . . . | G . . . . . | Gm . . . . .  
'Cause I could - n't stand the pain— and I—

    | . . . . . | D . . . . . | A7 . . . . .  
would be sad if our new love— was in vain—

    | D . . . . . | Em . . . . . | F#m . . . . . | Em7 . . . . . | A7 . . . . . |  
So I hope— you— see— that I— would love to love you

D . . . . . | F#m . . . . . | Em7 . . . . . | A7 . . . . . | D7#9 . . . . .  
And— that— she— will cry— when she learns we are— two—

    | . . . . . | G . . . . . | Gm . . . . .  
'Cause I could - n't stand the pain— and I—

    | . . . . . | D . . . . . | A7 . . . . .  
would be sad if our new love— was in vain—

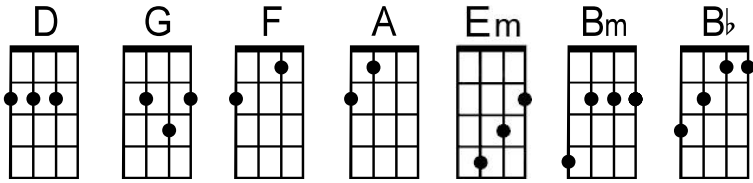
. |D . Em . |F#m . . . |Em7 . . . |A7 . . . |  
 So I hope— you— see—— that I—— would love to love you |  
 D . Em . |F#m . . . |Em7 . . . |A7 . . . |D . . .  
 And— that— she—— will cry—— when she learns we are— two——  
 . |Gm . . . |D . . . |Gm . . . |D\

A -----  
 E -----0--2--  
 C -----0--2--  
 G --2--3-----

**San Jose Ukulele Club**

# Please, Please Me (Key of D)

by John Lennon (1962)



To play in original key (E), capo up two frets.

**Intro:**

D 5 4 2 | 0 2 0 | D 5 4 2 | 0 2 0 |

A -----5-4-2-0-2-0-----

E -----2-----2-----

C -----

G -----

(u d u d u d)

D . . . | . . . | G . D . | -- F . G . A . |

Last night I said these words to my— girl—

D . . . | . . . | G . D . | D \ -- -- --

I know you nev-er ev-en try— girl—

A -----5-5-0--

E -----

C -2-2-----

G -----

**Chorus:**

| G . . . | Em . . . | Bm . . . | G . . .

Come on (come on) come on (come on) come on (come on) come on (come on)

| D . . . | G . A . | D . . . | G . A . |

Please, please— me, whoa yeah— like I please you—

(u d u d u d)

D . . . | . . . | G . D . | -- F . G . A . |

You don't need me to show the way— love—

D . . . | . . . | G . D . | D \ -- -- --

Why do I al-ways have to say— love—?

A -----5-5-0--

E -----

C -2-2-----

G -----

**Chorus:**

| G . . . | Em . . . | Bm . . . | G . . .

Come on (come on) come on (come on) come on (come on) come on (come on)

| D . . . | G . A . | D . . . | D \ -- -- -- |

Please, please— me, whoa yeah— like I please you—

**Bridge:**

G . . . |

I don't want to sound com-plaining

A . . . | D . . . | -- D \ G \ D \

But you know there's always rain in my— heart— (in my heart)

G . . . | A . . . | D . . .

I do all the pleasing with you. It's so hard to reason— with you—

| G . A . | D . . . | G . A . |

Whoa yeah— why do you make me blue—?

( u d u d u d )

D . . . . . | . . . . . | G . D . . | -- F . G . A . |  
Last night I said these words to my— girl—

D . . . . . | . . . . . | G . D . | D\ -- -- --  
I know you nev-er ev-en try— girl—  
A -----5-5-0--  
E -----  
C --2-2-----  
G -----

**Chorus:**

| G . . . . . | Em . . . . . | Bm . . . . . | G . . . . .  
Come on (come on) come on (come on) come on (come on) come on (come on)

| D . . . . . | G . . . . . | A . . . . . | D . . . . .  
Please, please— me, whoa yeah— like I please you—

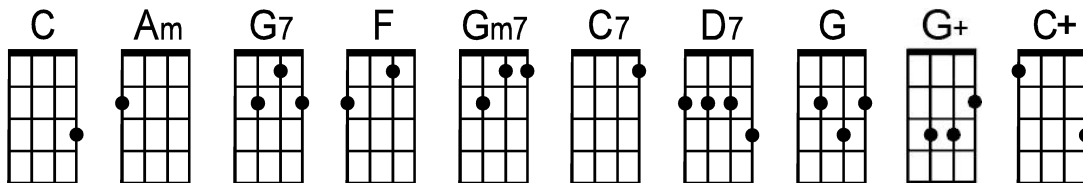
| G . . . . . | A . . . . . | D . . . . .  
Whoa yeah— like I please you—

| G . . . . . | A . . . . . | D\ -- F\ -- | Bb\ -- A\ -- | D\  
Whoa yeah— like I please you—ou—

**San Jose Ukulele Club**  
(v1d- 1/19/22)

# From Me To You

by John Lennon and Paul McCartney (1963)



**Intro:** Da-da da da-da dum dum da— | Da-da da da-da dum dum da—  
*(with harmonica)*

If there's any-thing that you want, if there's any-thing I can— do—  
 Just call on— me and I'll send it a—long, with love, from me— to you—

I've got every-thing that you— want, like a heart that's oh so— true—  
 Just call on— me and I'll send it a—long, with love, from me— to you—

**Bridge:** I got arms— that long— to hold you— and keep you by my side—  
 I got lips— that long— to kiss you— and keep you sat-is—fied— oooo

If there's any-thing that you— want, if there's any-thing I can— do—  
 Just call on— me and I'll send it a—long, with love, from me— to you—

**Instrumental:**

*(with harmonica or vocal)*

	C	Am	C	G7
A	-----0-----0-----			
E	-----0-----0-----3-----			
C	-----0-2-2-0-2-2-----0-2-2-0-----			
(low G) G	-----2-----			

(from me) (to you)

Just call on— me and I'll send it a—long, with love, from me— to you—

**Bridge:** I got arms— that long— to hold you— and keep you by my side—  
 I got lips— that long— to kiss you— and keep you sat-is—fied— oooo



. | **C** . . . | **Am** . . . | **C** . . . | **G7** . . .  
 If there's any-thing that you— want, if there's any-thing I can— do——

. | **F** . . . | **Am** . . . | **C** . . . | **G7** . . . | **C** . . .  
 Just call on— me and I'll send it a—long, with love, from me— to you——

. | **Am** . . . | **C+** . . . | **C** . . . | **Am\**  
 To you to you to youuuuuuu

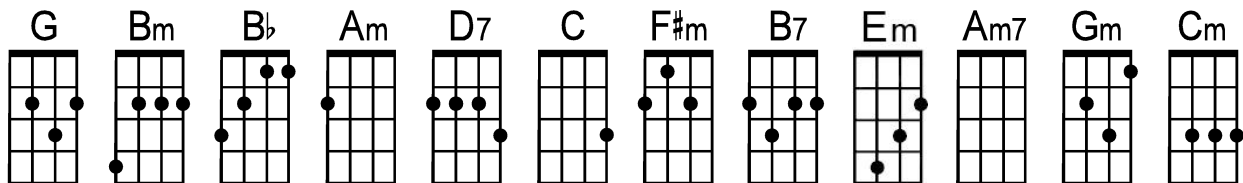
A -----  
 E -----0-----  
 C -0--2---2--0---2-2-----  
 G -----2-----

**San Jose Ukulele Club**

(v4b - 2/28/21)

# Here, There and Everywhere

by Paul McCartney and John Lennon (1966)



**Intro:** G\ --- Bm\ --- | Bb\ --- --- | Am . D7 . |  
 To lead a better life, I need my love to be here—  
 Oooooooooo—oooooooo Oooooooooooooooooooooooooo—oooooooo—oooo

G . Am . | Bm . C . | G . Am . |  
 Here— making each day of the year—  
 Ooooooo—oooooooo—oooooooooooo—oooooooooooo—oooooooo—oooooooo

Bm . C . | F#m . B7 . |  
 Changing my life with a wave of her hand—  
 Ooooooooooooo—oooooooo Ooooooooooooo—oooo

F#m . B7 . | Em . Am . | Am7 . D7 . |  
 Nobo—dy can— de—ny that there's some—thing there—  
 Ooooooo—oooo Ooooooooooooo—oooo Ooooooooo—oooo

G . Am . | Bm . C . | G . Am . |  
 There— running my hands thru her hair—  
 Ooooooo—oooooooo—oooooooooooo—oooooooooooooooo—oooooooo—oooooooo

Bm . C . | F#m . B7 . |  
 Both of us thinking how good it can be—  
 Ooooooo—oooooooooooo Ooooooooooooo—oooo

F#m . B7 . | Em . Am . | Am7 . D7\  
 Someone is speaking, but she does-n't know he's there—  
 Ooooooooooooo—oooo Ooooooooooooo—oooo Ooooooo—oooo

**Bridge:** (*--tacet--*) | Bb . Gm . | Cm .  
 I want her every-where and if she's be-side me  
 D7 . | Gm . . . | Cm . D7 . |  
 I know I need never care— But to love her is to need her

G . Am . | Bm . C . | G . Am . |  
 Eve—ry—where, knowing that love is to share—  
 Ooooooo—oooooooo—oooooooooooo—oooooooooooo—oooooooo—oooooooo

Bm . C . | F#m . B7 . |  
 Each one be—lieving that love ne-ver dies—  
 Ooooooooooooo—oooooooo Ooooooooooooo—oooo.

F#m . B7 . | Em . Am . | Am7 . D7\  
 Watching her eyes— and hoping I'm al—ways there—  
 Ooooooooooooo—oooo Ooooooooooooo—oooo Ooooooo—oooo

**Bridge:** (*--tacet--*) | **Bb** . **Gm** . | **Cm** .  
 I want her every-where and if she's be-side me  
**D7** . | **Gm** . . . | **Cm** . **D7** . |  
 I know I need never care— But to love her is to need her |

**G** . **Am** . | **Bm** . **C** . | **G** . **Am** . |  
 Eve-ry-where, knowing that love is to share—  
 Oooooooooo—oooooooo—oooooooooooo—oooooooooooo—oooooo—oooooooo

**Bm** . **C** . | **F#m** . **B7** . |  
 Each one be-lieving that love ne-ver dies—  
 Ooooooooooooo—oooooooo Ooooooooooooo—ooooo.

**F#m** . **B7** . | **Em** . **Am** . | **Am7** . **D7\**  
 Watching her eyes— and hoping I'm al-ways there—  
 Ooooooooooooo—oooo Ooooooooooooo—oooo Oooooo—oooo

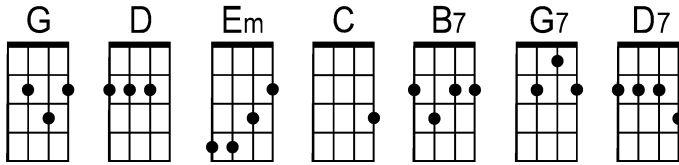
--- | **G** . **Am** . | **Bm** . **C** . |  
 I will be there— and ev'-ry-where—  
 Ooooooo—oooooooooooo—oooooooooooo—oooooooo

**G** . **Am** . | **Bm** . **C** . | **G\**  
 Here— there— and ev'-ry-where—  
 Ooooooo—oooooooooooo—oooooooooooo—oooooooooooooooooooo

**San Jose Ukulele Club**  
 (v3c - 2/25/21)

# I Should Have Known Better

by John Lennon and Paul McCartney (1964)



Intro: G . . D . . G . . D . . G . . D . . G . . D . .

G . . D . . G . . D G D G . . D . .

I - - - - - should have known better with a girl like you

that I would love every-thing that you do

And I do, hey,hey hey, and I do!

D . . G . . D . . G . . D G D G . . D . .

Whoa-oa, I - - - - - never re-a-lized what a kiss could be,

This could only happen to me, Can't you see....can't you seeeeee?

G D Em C B7

This could only happen to me, Can't you see....can't you seeeeee?

**Bridge:** Em C G B7

That when I tell you that I love you, oh

Em G G7

You're gonna say you love me too -oo-oo-oo-oo.. oh-oh

C D7 G Em

and when I ask you to be mi-i-iiiine,

C D7 G . . D . . G .

You're gonna say you love me too

D G . . D . . G . . D G D G . . D . .

So-oh- I - - - - - -should have rea-lized a lot of things before,

G D Em C D G . . D . . G . . D . .

if this is love you gotta give me more, give me more, hey-hey-hey, give me more

Instrumental: A G . . D . . G . . D G D G . . D G D Em C D G . . D . . G

(low-G) E -----0-----0-----0-----0-----0-2--0-2-3--

C -2-----2-2--2-2--2-2-----2-2--2-2--2-2-----2-3-----3-----

G -----4-----4-----4-----4-----4-----

(high-G) A --5-----7-5-5--5-5--5-5--7-----5-5--5-5--5-7--5-6-7--6-7-9--7-9-10-

E -----7-----7-----7-----7-----7-----

D . . G . . D . . G . . D G D G . . D . .

Whoa-oa, I - - - - - never re-a-lized what a kiss could be,

G D Em C B7

This could only happen to me, Can't you see....can't you seeeeee?

**Bridge:** Em C G B7

That when I tell you that I love you, oh

Em G G7

You're gonna say you love me too -oo-oo-oo-oo.. oh-oh

C D7 G Em

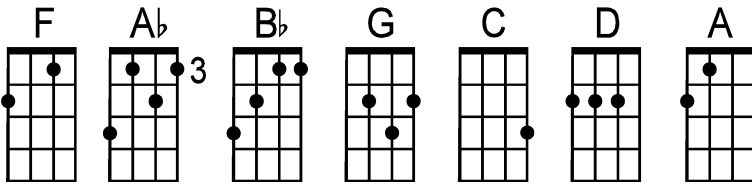
and when I ask you to be mi-i-iiiine,

C D7 G . . D . . G . . D . . G . . D . . G /

You're gonna say you love me too you love me too you love me too

# Sgt. Pepper's Lonely Hearts Club Band (Reprise)

by Paul McCartney and John Lennon (1967)



F . . . | . . . . | . . . . | . . . .

| F . . . . | Ab . . . . | Bb . . . . | F . . . .  
 We're Ser-geant Pepper's Lone-ly Hearts Club Band

| Bb . . . . | F . . . . |  
 We hope you have en-joyed the show.

F . . . . | Ab . . . . | Bb . . . . | F . . . .  
 Sergeant Pepper's Lone-ly Hearts Club Band,

| G . . . . | C . . . . |  
 We're sorry but it's time to go.

Bb . . . . | F . . . . |  
 Sergeant Pepper's Lone-ly, Sergeant Pepper's Lone-ly,

G . . . . | D . . . . |  
 Sergeant Pepper's Lone-ly, Sergeant Pepper's Lone-ly,

G . . . . | Bb . . . . | C . . . . | G . . . .  
 Sergeant Pepper's Lone-ly Hearts Club Band.

| C . . . . | G . . . . |  
 We'd like to thank you once a - gain.

G . . . . | Bb . . . . | C . . . . | G . . . .  
 Sergeant Pepper's one and only Lonely Hearts Club Band

| A . . . . | D . . . . |  
 It's getting very near the end.

C . . . . | G . . . . |  
 Sergeant Pepper's Lone-ly, Sergeant Pepper's Lone-ly,

A . . . . | C . . . . | . . . . | G . . . . |  
 Sergeant Pepper's Lone-ly Hearts----- Club----- Band! -----

**Outro:** Bb . . . | C . . . | G . . . | G\

**San Jose Ukulele Club  
 (v1.0 4/17/18)**

# Happy Trails & Aloha 'Oe Medley <sup>22</sup> 194

Dale Evans and Queen Lili'uokalani

## • Chorus •

C

(Gdim) G

8



Happy trails to you until we meet again

(G+) C

Happy trails to you, keep smilin' until then

C

C7

F

Who cares about the clouds when we're together

A7

D7

G7

Just sing a song and bring the sunny weather

C

A7

Dm

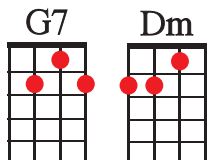
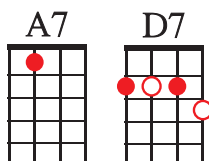
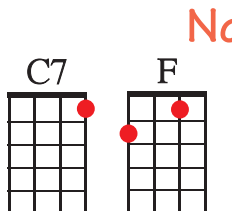
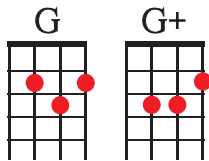
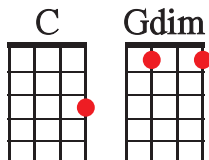
G7

C

G7

Happy trails to you till we meet a - gain

## • Verse •



F C

Aloha Oe, Farewell to thee

G7

C C7

Thou charming one who dwells among the bowers

F

C

One fond embrace, before I now depart

G7

C

F

C

Until we meet again

G7

C

A7

Dm

G7

C

and...Happy trails to you till we meet a - gain

A3 E3 E3 A0 E3 G7 C - Shave & A Haircut Riff