



Peninsula Ukulele Group

Connect • Learn • Have Fun

# BEATLES WORKSHOP



**May 22, 6-8pm, San Carlos Library**

Would you like to take your playing of Beatles songs to the next level?

Have you ever wanted to learn how to sing Beatles songs in harmony with others?

Do you wish you could play the cool riffs in Beatles songs?

Learn harmony to:

- If I Fell
- Norwegian Wood
- This Boy (time permitting)

Playing the intro and riffs to:

- Blackbird
- Other Beatles riffs

You will break out into small groups to learn the low and high harmonies for these songs, then we'll perform them as a group! Glenn will lead learning the riffs to Blackbird and other Beatles songs from our June Meetup. Patter will teach a session on playing percussion/drums. Some loaner drums will be available. Linda and Astrid will teach vocal harmony.

You will choose the breakout sessions you would like to learn. Some sessions are concurrent.

**Don't miss this session!**

You will feel confident and prepared to play these awesome songs for our June 26, 2024 6pm Meetup @ the San Carlos Library - All The Beatles!! Yeah, yeah, yeah!



REGISTER



---

## Peninsula Ukulele Group

---

Connect • Learn • Have Fun

# Peninsula Ukulele Group

## A Beatles Workshop

Wed May 22, 2024, 6-8pm

San Carlos Public Library

**5:50pm**-Welcome/Introductions

Flea St Band plays “Blackbird”

**6:00pm**- Glenn teaches Blackbird (35 mins)

**6:35pm**- Concurrent sessions begin (40 mins each)

**Session A** (Glenn)- Beatles riffs (40 mins)

\*Act Naturally/Norwegian Wood/Let It Be/  
Something/Here Comes the Sun

**Session B** (Linda/Astrid)-Learning Harmony

\*Norwegian Wood (15mins)  
If I Fell (25 mins)

**Session C** (Patter)- Drum/Percussion (40 mins)

\*Loaner drums/shakers will be available

**7:15pm**- Mini Jam Session

\*Blackbird/Norwegian Wood/If I Fell

**7:25pm**- Closing Remarks

**7:30pm**-End

2024.04.27-BeatlesWorkshop.pdf

# Blackbird- The Beatles

Original Key G= No capo

Written by: John Lennon & Paul McCartney

## INTRO

|G Am G/B|G G |

G Am G/B |G G |

1. Blackbird singing in the dead of night

C A7 D B7 Em Gaug G G(b5) C Cm

Take these broken wings and learn to fly All your life

G/B A D7sus4 G

You were only waiting for this moment to arise

## INSTRUMENTAL

|C G/B A |D7sus4 G |

G Am G/B |G G |

2. Blackbird singing in the dead of night

C A7 D B7 Em Gaug G G(b5) C Cm

Take these sunken eyes and learn to see All your life

G/B A D7sus4 G

You were only waiting for this moment to be free

## CHORUS

F C/E Dm C Bb6 C\* F Em Dm C Bb6 A

Blackbird, fly Blackbird, fly

D7sus4 |G Am G/B|G G |

Into the light of the dark black night

Strum Pattern 1 (In black)

|1 & |

|T D |

T=Thumb or index bass note

## INSRUMENTAL

|C A7 D B7|Em Gaug |G G(b5) |  
|C Cm |G/B A |D7sus4 G |

Strum Pattern 2 (In red)

|1-&a2e&-|

|T-DUDUD-|

T=Thumb or index bass note

## CHORUS

F C/E Dm C Bb6 C\* F Em Dm C Bb6 A

Blackbird, fly Blackbird, fly

D7sus4 G Am G/B

Into the light of the dark black night

## INSTRUMENTAL 2

|G G (Slow) |G (Slower) G|STOP |  
|G Am G/B C|G/B Am D7sus4 |

G Am G/B G G

1. Blackbird singing in the dead of night

C A7 D B7 Em Gaug G G(b5) C Cm

Take these broken wings and learn to fly All your life

G/B A D7sus4 G

You were only waiting for this moment to arise

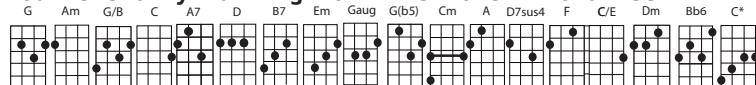
## OUTRO

C G/B A D7sus4 G

You were only waiting for this moment to arise

C G/B A D7sus4 G|END

You were only waiting for this moment to arise



# Blackbird- The Beatles

Original Key G= No capo

Written by: John Lennon & Paul McCartney

## INTRO

### Strum Pattern 1

| 1 & |  
| T D |

T=Thumb or index bass note

### Strum Pattern 2 (In red)

| 1-2e&- |  
| T-DUDUD- |

T=Thumb or index Bass note

G Am G/B G

| G Am G/B | G G |

G Am G/B G

## 1. Blackbird singing in the dead of night

C A7 D B7 Em Gaug G G(b5) C Cm

C A7 D B7 Em Gaug G G(b5) C Cm  
Take these broken wings and learn to fly All your life

G/B A D7sus4 G

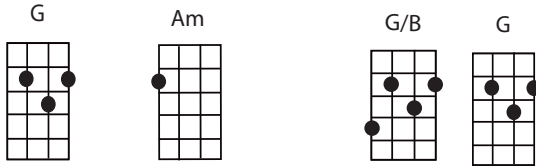
G/B A D7sus4 G  
You were only waiting for this moment to arise

## INSTRUMENTAL BREAK

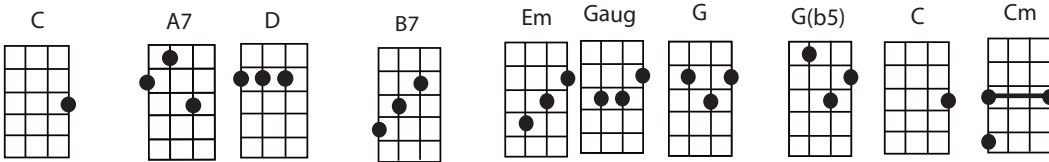
C G/B A D7sus4 G

| C G/B A | D7sus4 G |


**Blackbird- Page 2**



**G Am G/B | G G |**  
**2. Blackbird singing in the dead of night**

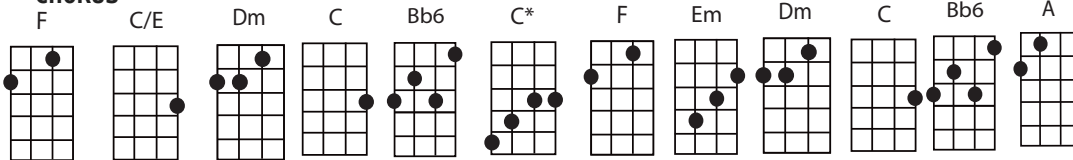


**C A7 D B7 Em Gaug G G(b5) C Cm**  
**Take these sunken eyes and learn to see All your life**

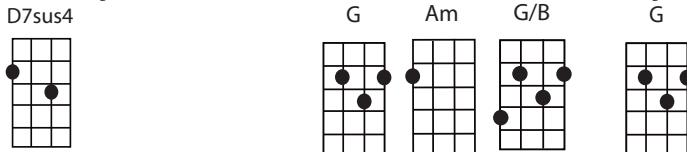


**G/B A D7sus4 G**  
**You were only waiting for this moment to be free**

**CHORUS**



**F C/E Dm C Bb6 C\* F Em Dm C Bb6 A**  
**Black bird, fly Blackbird, fly**



**D7sus4 | G Am G/B | G G |**  
**Into the light of the dark black night**

Blackbird- Page 3

INSRUMENTAL

C A7 D B7 Em Gaug G G(b5)

| C A7 | D B7 | Em Gaug | G G(b5) |

C Cm G/B A D7sus4 G

| C Cm | G/B A | D7sus4 | G |

CHORUS

F C/E Dm C Bb6 C\* F Em Dm C Bb6 A

F C/E Dm C Bb6 C\* F Em Dm C Bb6 A

Blackbird, fly Blackbird, fly

D7sus4 G Am G/B

D7sus4 G Am G/B

Into the light of the dark black night

INSTRUMENTAL

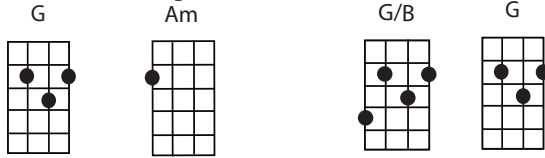
G

| G G (Slow) | G (Slower) G|STOP|

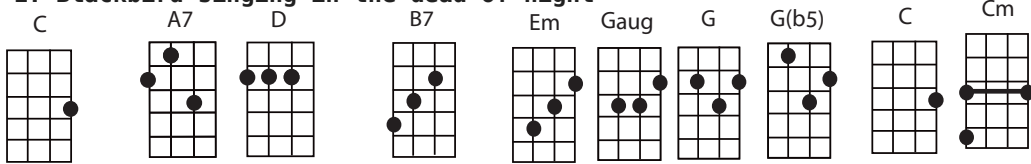
G Am G/B C G/B A D7sus4

| G Am G/B C | G/B A D7sus4 |

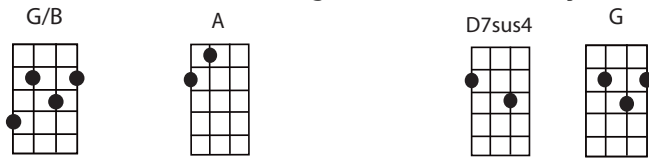
**Blackbird- Page 4**



**1. Blackbird singing in the dead of night**



**C A7 D B7 Em Gaug G G(b5) C Cm**  
**Take these broken wings and learn to fly All your life**

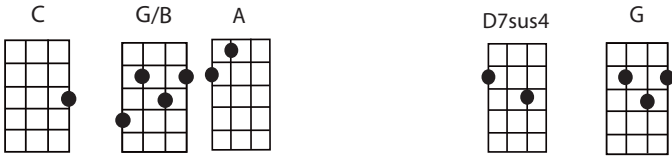


**G/B A D7sus4 G**  
**You were only waiting for this moment to arise**

**OUTRO**



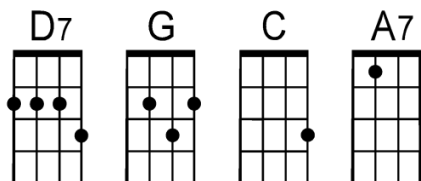
**C G/B A D7sus4 G**  
**You were only waiting for this moment to arise**



**C G/B A D7sus4 G|END**  
**You were only waiting for this moment to arise**

# Act Naturally

Johnny Russell and Voni Morrison (1963) (as sung by the Beatles)



song is in cut time (2/2)

. | D7 . | . . | G . | G\ . |

A -----

E -3--2--0-----3--3-----

C -----2-----2--2-----2-----2-----

G -----2~4-----2~4-----4--0-----

G . | . . | C . | . . |

They're—gonna put me in the mo-vies

G . | . . | D7 . | . .

They're gonna make a big star out of me

| G . | . . | C . | . .

We'll make a film about a man that's sad and lonely

| D7 . | . . | G . | G\ ---

and all I gotta do is act natural-ly

| D7 . | . . | G . | . .

**Bridge:** Well I'll bet you I'm gonna be a big star

| D7 . | . . | G . | . .

Might win an Oscar, you can never tell

| D7 . | . . | G . | . .

The movies gonna make— me a big star

| A7 . | . . | D7 . | . .

Cuz' I can play the part— so well—

. | G . | . . | C . | . . |

Well I hope you come and see me in the movies

G . | . . | D7 . | . .

Then I'll know that you will plainly see

| G . | . . | C . | . .

The biggest fool that ever hit the big time

| D7 . | . . | G . | . .

And all I gotta do is act natural-ly



. |D7 . | . . |G . | . . |D7 . | . . |G . | . .  
 A -----  
 E -3-2-0-----3-3-----3-2-0-----3-3-----0-  
 C -----2-----2-2-----2-----2-----2-2-2-----2-----2-2-2-  
 G -----2~4-----2~4-----4 0-----2~4-----2~4-----4 0-----

| G . . . | . . . | C . | . . .  
 We'll make the scene about a man that's sad and lonely

| G . . . | . . . | D7 . | . . .  
 and beggin' down u-pon his bended knee

| G . . . | . . . | C . | . . . |  
 I'll play the part but I won't need re-hearsin'

D7 . . . | . . . | G . | G\ ---  
 All I have to do is act natural-ly

| D7 . . . | . . . | G . | . . .  
**Bridge:** Well I'll bet you I'm gonna be a big star

| D7 . . . | . . . | G . | . . .  
 Might win an Oscar, you can never tell

| D7 . . . | . . . | G . | . . .  
 The movies gonna make— me a big star

| A7 . . . | . . . | D7 . | . . .  
 Cuz' I can play the part— so well—

| G . . . | . . . | C . | . . . |  
 Well I hope you come and see me in the movies

G . . . | . . . | D7 . | . . .  
 Then I'll know that you will plainly see

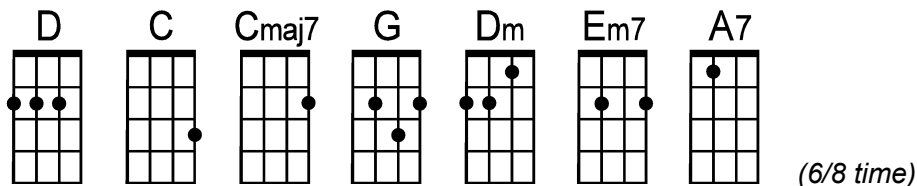
| G . . . | . . . | C . | . . .  
 The biggest fool that ever hit the big time

| D7 . . . | . . . | G . | . . .  
 And all I gotta do is act natural-ly

. |D7 . | . . |G . |G\  
 A -----  
 E -3-2-0-----3-3-----  
 C -----2-----2-2-----2-----2-----  
 G -----2~4-----2~4-----4 0-----

# Norwegian Wood (Key of D)

by John Lennon (1965)



**Intro:** D . . . . . | . . . . . | . . . C . Cmaj7\ | D\ . . . . . |

**Sitar riff:** A—0—2—0 | . . . . . | . . . C . Cmaj7\ | D\ . . . . . |  
 E—3—2—0—3—2 | . . . . . | . . . 3 |  
 C— | . . . . . | . . . 2—0 |  
 LowG— | . . . . . | . . . 4—2 |

(Sing a)

D . . . . . | . . . . . | . . . C . Cmaj7\ | D . . . . . |  
 I— once had a girl—, or should I say—, she once had me—

D . . . . . | . . . . . | . . . C . Cmaj7\ | D . . . . . |  
 She showed me her room, is—n't it good— Nor—we-gian wood—

. | Dm . . . . . | . . . . . | G . . . . . | . . . . . |  
 She asked me to stay and she told me to sit an—y where

. | Dm . . . . . | . . . . . | Em7 . . . . . | A7 . . . . . |  
 So I looked a—round and I no-ticed there was-n't a chair

D . . . . . | . . . . . | . . . C . Cmaj7\ | D . . . . . |  
 I— sat on a rug—, bid-ing my time—, drink-ing her wine—

D . . . . . | . . . . . | . . . C . Cmaj7\ | D . . . . . |  
 We— talked un-til two—, and then she said—, 'It's time for bed'—

D . . . . . | . . . . . | . . . C . Cmaj7\ | D\ . . . . . |  
 A—0—2—0 | . . . . . | . . . 3 |  
 E—3—2—0—3—2 | . . . . . | . . . 3 |  
 C— | . . . . . | . . . 2—0 |  
 LowG— | . . . . . | . . . 4—2 |

D . . . . . | . . . . . | . . . C . Cmaj7\ | D\ . . . . . |  
 A—0—2—0 | . . . . . | . . . 3 |  
 E—3—2—0—3—2 | . . . . . | . . . 3 |  
 C— | . . . . . | . . . 2—0 |  
 LowG— | . . . . . | . . . 4—2 |

. | Dm . . . . . | . . . . . | G . . . . . | . . . . . |  
 She told me she worked in the morn-ing and start-ed to laugh

. | Dm . . . . . | . . . . . | Em7 . . . . . | A7 . . . . . |  
 I told her I did—n't then crawled off to sleep in the bath!

D . . . . . | . . . . . | . . . C . Cmaj7\ | D . . . . . |  
 And— when I a-woke—, I was a-lone, this bird had flown—

D . . . . . | . . . . . | . . . C . Cmaj7\ | D . . . . . |  
 So— I lit a fire—, is—n't it good—, Nor—we-gian wood—

D . . . . . | . . . . . | . . . C . Cmaj7\ | D\ . . . . . |  
 A—0—2—0 | . . . . . | . . . 3 |  
 E—3—2—0—3—2 | . . . . . | . . . 3 |  
 C— | . . . . . | . . . 2—0 |  
 LowG— | . . . . . | . . . 4—2 |

# Norwegian Wood vocal harmony tabs

## John's vocals

**Dm** **G**

A |  
E | 111 000  
C | 222 020 2  
G | 2

She ,asked me to, stay and she, told me to,  
sit any-where

## Paul's vocals (an octave higher than John)

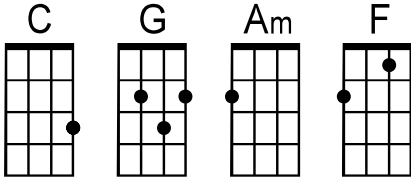
**Dm** **G**

A | 000  
E | 333 111 131 3  
C |  
G | 2

She, asked me to, stay and she, told me to, sit  
any-, where

# Let It Be

by Paul McCartney (1970)



**Intro:** C . G . | Am . F . | C . G . | F . ' C .  
 A-0-----3-----  
 E-1-3-1-0-----  
 C-0-4-2-0-----  
 G-2-----0-----  
 (*easy walk-down*)

(*sing g*) | C . G . | Am . F . |  
 When I find my-self in times of trouble, mother Mary comes to me

C . G . | F . ' C .  
 Speaking words of wisdom, let it be-e—

| C . G . | Am . F . |  
 And in my hour of darkness, she is standing right in front of me

C . G . | F . ' C  
 Speaking words of wisdom, Let it be-e—

. | Am . G . | F . C . |  
**Chorus:** Let it be, let it be, let it be, let it be—

C . G . | F . ' C .  
 Whisper words of wisdom, let it be-e—

| C . G . | Am . F . |  
 And when the broken hearted people living in the world a-gree

C . G . | F . ' C .  
 There will be an answer, let it be-e—

| C . G . | Am . F . |  
 But though they may be parted, there is still a chance that they will see

C . G . | F . ' C  
 There will be an answer, let it be-e—

. | Am . G . | F . C . |  
**Chorus:** Let it be, let it be, let it be, let it be—

C . G . | F . ' C  
 There will be an answer, let it be-e—

. | Am . G . | F . C . |  
 Let it be, let it be, let it be, let it be—

C . G . | F . ' C . |  
 Whisper words of wisdom, let it be-e—

**Instrumental:**

F . ' C . |G\ F\ C\ -- |F . ' C . |G\ F\ C\ -- |

A-0-----12-10-8-7-5-3-2-0-3-----

E-1-3-1-0-----13-12-10-8-7-5-3-1-3-----

C-0-4-2-0-2-0-----

(Low G)-2-----0-4-0-4-2-0-----

C . G . |Am . F . |C . G . |F . ' C .

C . G . |Am . F . |C . G . |F . ' C

. |Am . G . |F . C . |

**Chorus:** Let it be, let it be, let it be, let it be—

C . G . |F . ' C .

Whisper words of wisdom, let it be-e—

|C . G . |Am . F . |

And when the night is cloudy, there is still a light that shines on me

C . G . |F . ' C .

Shine on 'til to—morrow, let it be-e—

|C . G . |Am . F . |

I wake up to the sound of music mother Mary comes to me

C . G . |F . ' C

Speaking words of wisdom, let it be-e—

. |Am . G . |F . C . |

**Chorus:** Let it be, let it be, let it be, let it be—

C . G . |F . ' C

There will be an answer, let it be-e—

. |Am . G . |F . C . |

Let it be, let it be, let it be, let it be—

C . G . |F . ' C

There will be an answer, let it be-e—

. |Am . G . |F . C . |

Let it be, let it be, let it be, let it be—

C . G . |F . ' C . |

Whisper words of wisdom, let it be-e—

F . ' C . |G\ F\ C\

A-0-----

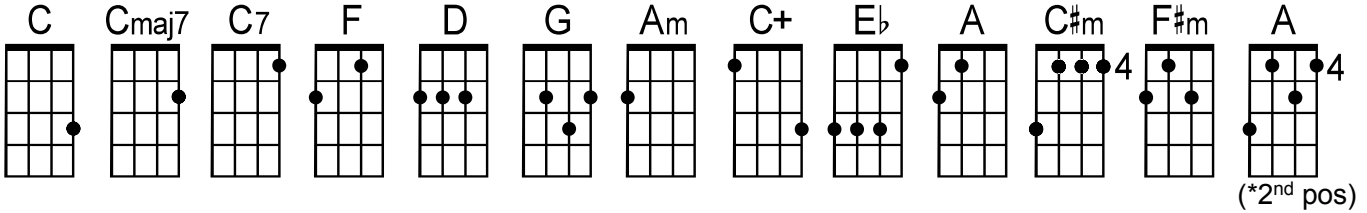
E-1-3-1-0-----

C-0-4-2-0-2-0-----

(Low G)-2-----0-4-0-4-2-0-----)

# Something

by George Harrison



**Intro:** A | -1- -2- -3- ""4"" | F ' F/c ' Eb\ G\ |  
Drum 0 3 0 1 2

C . . . | Cmaj7 . . . | C7 . . . | F . . Am |  
 Something in the way she moves— At-tracts me like no other lover—  
 D . . . | G . . . | Am C+ . .  
 Something in the way she woo—oos me— I don't want to leave her now—  
 | C . . D . | F . Eb\ G\ |  
 You know I be-lieve and ho-ow—

C . . . | Cmaj7 . . . | C7 . . . | F . . Am |  
 Somewhere in her smile she knows— that I don't need no other lover—  
 D . . . | G . . . | Am C+ . .  
 Something in her style tha-at sho-ows me I don't want to leave her now—  
 | C . . D . | F . Eb\ G\ | A . . . |  
 You know I be-lieve and ho-ow—

**Bridge:**

\*A . . C#m . | F#m . A . | D . G . | A . . . |  
 You're asking me will my love grow— I don't kno-ow I— don't know  
 \*A . . C#m . | F#m . A . | D . G . | C . . ' . ' |  
 You stick a-round and it may show— I don't kno-ow I— don't know

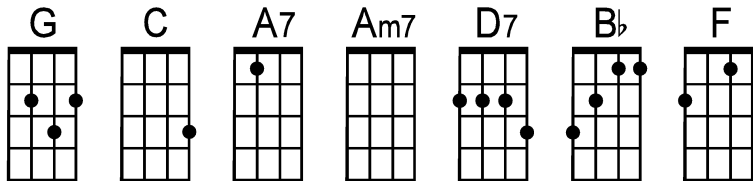
**Instr:** C . . . | Cmaj7 . . . | C7 . . . | F . . . |  
 D . . . | G . . . | Am . C+ . |  
 C . D . | F . Eb\ G\ |

C . . . | Cmaj7 . . . | C7 . . . | F . . Am |  
 Something in the way she knows— and all I have to do is think of her—  
 D . . . | G . . . | Am C+ . .  
 Something in the things she-e sho-ows me— I don't want to leave her now—  
 | C . . D . |  
 You know I be-lieve and how—ow—

F ' F/c ' Eb\ G\ | A . . . | F ' F/c ' Eb\ G\ | C\ |  
 A — 0 — 3 — 0 — 1 — 2 — 4 — | 0 — 3 — 0 — 1 — 2 — 3 —

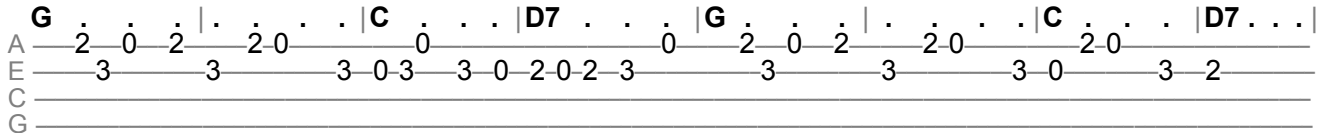
# Here Comes the Sun (key of G)

by George Harrison



To play in the original key, capo the 2<sup>nd</sup> fret

## Intro:



(sing b)

G . . . . | . . . . | C . . . . | D7 . . . . | G . . . . | C . . . . | D7 . . . . |  
 Here comes the sun (do-do doo doo) Here comes the sun— and I say

G . . . . | C\ G\ Am7\ | G\ D7 . |  
 It's all— right

G . . . . | . . . . | C . . . . | D7 . . . . |  
 Little darling, it's been a long cold lone-ly winter—

G . . . . | . . . . | C . . . . | D7 . . . . |  
 Little darling, it feels like years since it's been here—

G . . . . | . . . . | C . . . . | A7 . . . . |  
 Here comes the sun (do-do doo doo) Here comes the sun— and I say

G . . . . | C\ G\ Am7\ | G\ D7 . | G . . . | D7 . . . . |  
 It's all— right

G . . . . | . . . . | C . . . . | D7 . . . . |  
 Little darling, the smiles re-turn-ing to their faces—

G . . . . | . . . . | C . . . . | D7 . . . . |  
 Little darling, it seems like years since it's been here—

G . . . . | . . . . | C . . . . | A7 . . . . |  
 Here comes the sun (do-do doo doo) Here comes the sun— and I say

G . . . . | C\ G\ Am7\ | G\ D7 . | G . . . | D7\ \ --- --- |  
 It's all right

Bridge: B $\flat$ \ F\ C\ \ \ | G . . . . | D7\ \ \ --- --- |

B $\flat$ \ F\ C\ \ \ | G . . . . | D7\ \ \ --- --- |  
 Sun, sun, sun here it comes—

B $\flat$ \ F\ C\ \ \ | G . . . . | D7\ \ \ --- --- |  
 Sun, sun, sun here it comes—

B $\flat$ \ F\ C\ \ \ | G . . . . | D7\ \ \ --- --- |  
 Sun, sun, sun here it comes—

B $\flat$ \ F\ C\ \ \ | G . . . . | D7\ \ \ --- --- |  
 Sun, sun, sun here it comes—

B $\flat$ \ F\ C\ \ \ | G . . . . |  
 Sun, sun, sun here it comes—

D7 . . . | . . . . | . . . . | . . . . |

G Little darling, | . . . | C I feel that ice is | D7 slow-ly melting—

G Little darling, | . . . | C it seems like years since it's | D7 been clear—

G Here comes the | . . . | C sun (do-do doo doo) | C Here comes the | A7 sun— and I say |

G It's all— right | C\ G\ Am7\ | G\ D7 . |

G Here comes the | . . . | C sun (do-do doo doo) | C Here comes the | A7 sun—

G It's all— right | C\ G\ Am7\ | G\ D7 . |

G It's all— right | C\ G\ Am7\ | G\ D7 . |

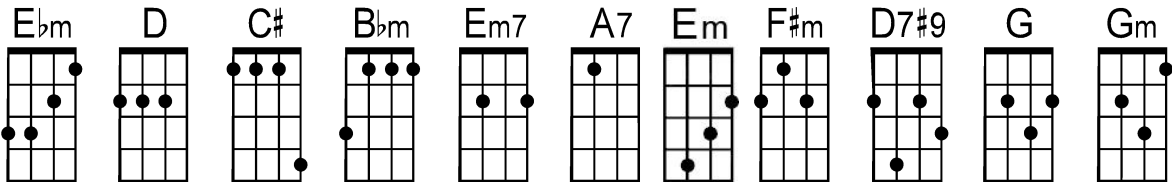
Bb\ F\ C\ \ \ | G\

**San Jose Ukulele Club**  
(v2f - 2/17/20)



# If I Fell

by John Lennon(1964)



## Intro:

(sing Eb F F#)

Ebm . . . . . | D . . . . .  
If I fell in love with you, would you promise to be true—

| C# . . . . . | Bbm . . . . .  
and help me— under— stand

. | Ebm . . . . . | D . . . . .  
'cause I've been in love be-fore— and I found that love was more—

| Em7 . . . . . | A7 . . . . .  
than just holding hands—

. | D . . . . . | Em . . . . . | F#m . . . . . | Em7 . . . . . | A7 . . . . . |  
If I give— my— heart— to you— I must be sure from the

D . . . . . | F#m . . . . . | Em7 . . . . . | A7 . . . . . | D . . . . . | Gm . . . . . | A7 . . . . .  
ve—ry— start— that you— would love me more than her—

. | D . . . . . | Em . . . . . | F#m . . . . . | Em7 . . . . . | A7 . . . . .  
If I trust— in— you— oh, please— don't run and hide.

. | D . . . . . | Em . . . . . | F#m . . . . . | Em7 . . . . . | A7 . . . . . | D7#9 . . . . .  
If I love— you— too— oh please— don't hurt my pride like her—

. | . . . . . | G . . . . . | Gm . . . . .  
'Cause I could - n't stand the pain— and I—

. | . . . . . | D . . . . . | A7 . . . . .  
would be sad if our new love— was in vain—

. | D . . . . . | Em . . . . . | F#m . . . . . | Em7 . . . . . | A7 . . . . . |  
So I hope— you— see— that I— would love to love you

D . . . . . | F#m . . . . . | Em7 . . . . . | A7 . . . . . | D7#9 . . . . .  
And— that— she— will cry— when she learns we are— two—

. | . . . . . | G . . . . . | Gm . . . . .  
'Cause I could - n't stand the pain— and I—

. | . . . . . | D . . . . . | A7 . . . . .  
would be sad if our new love— was in vain—

. |D . Em . |F#m . . . |Em7 . . . |A7 . . . |  
 So I hope— you— see—— that I—— would love to love you |  
 D . Em . |F#m . . . |Em7 . . . |A7 . . . |D . . .  
 And— that— she—— will cry—— when she learns we are— two——  
 . |Gm . . . |D . . . |Gm . . . |D\

A -----  
 E -----0--2--  
 C -----0--2--  
 G --2--3-----

**San Jose Ukulele Club**



**Peninsula Ukulele Group**

Connect • Learn • Have Fun

# **A Beatles Workshop Learning Resources**

**\*\* Knowledge of reading ukulele  
tablature is helpful,  
Watching these videos before  
the workshop is  
recommended\*\***

## **Reading Tabs-**

[https://www.youtube.com/watch  
?v=vUp\\_2mlwM5Y](https://www.youtube.com/watch?v=vUp_2mlwM5Y)

## **Glenn's Blackbird Tutorial-**

TBA

## **Norwegian Wood Harmony**

[https://youtu.be/j9p\\_WJ1q\\_Nc?si=  
sG4cYUC9emjykGZs](https://youtu.be/j9p_WJ1q_Nc?si=sG4cYUC9emjykGZs)

## **If I Fell Harmony**

[https://youtu.be/VoKjXx0zcXU?si=x  
x1LTUxOUNPqd8mX](https://youtu.be/VoKjXx0zcXU?si=x1LTUxOUNPqd8mX)