



**All The Beatles
Songs From Every Beatle
Wed June 26, 2024; 6-8p**

Ringo Starr

**Act Naturally
Don't Pass Me By
It Don't Come Easy
Octopus' Garden**

Paul McCartney

**Let It Be
Michelle
Hey Jude
Blackbird
Norwegian Wood**

George Harrison

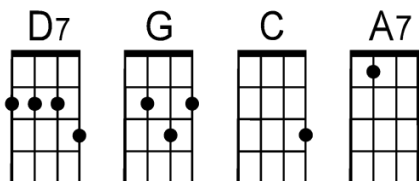
**Something
Here Comes The Sun
While My Guitar Gently Weeps
Think For Yourself
Between the Devil and the Deep Blue Sea**

John Lennon

**If I Fell
Yes It Is
Nowhere Man
This Boy
Now and Then
Sgt Pepper's Lonely Hearts Club Band**

Act Naturally

Johnny Russell and Voni Morrison (1963) (as sung by the Beatles)



song is in cut time (2/2)

. | D7 . | . . | G . | G\ . |

A -----

E -3--2--0-----3--3-----

C -----2-----2--2-----2-----2-----

G -----2~4-----2~4-----4--0-----

G . | . . | C . | . . |

They're—gonna put me in the mo-vies

G . | . . | D7 . | . .

They're gonna make a big star out of me

| G . | . . | C . | . .

We'll make a film about a man that's sad and lonely

| D7 . | . . | G . | G\ ---

and all I gotta do is act natural-ly

| D7 . | . . | G . | . .

Bridge: Well I'll bet you I'm gonna be a big star

| D7 . | . . | G . | . .

Might win an Oscar, you can never tell

| D7 . | . . | G . | . .

The movies gonna make— me a big star

| A7 . | . . | D7 . | . .

Cuz' I can play the part— so well—

. | G . | . . | C . | . . |

Well I hope you come and see me in the movies

G . | . . | D7 . | . .

Then I'll know that you will plainly see

| G . | . . | C . | . .

The biggest fool that ever hit the big time

| D7 . | . . | G . | . .

And all I gotta do is act natural-ly

. |D7 . | . . |G . | . . |D7 . | . . |G . | . .
 A -----
 E -3-2-0-----3-3-----3-2-0-----3-3-----0-
 C -----2-----2-2-----2-----2-----2-2-2-----2-----2-2-2-
 G -----2~4-----2~4-----4 0-----2~4-----2~4-----4 0-----

| G . . . | . . . | C . | . .
 We'll make the scene about a man that's sad and lonely
 | G . . . | . . . | D7 . | . .
 and beggin' down u-pon his bended knee
 | G . . . | . . . | C . | . . |
 I'll play the part but I won't need re-hearsin'
 D7 . . . | . . . | G . | G\ ---
 All I have to do is act natural-ly

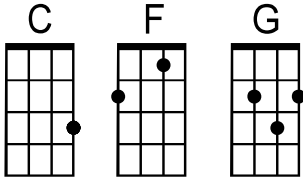
|D7 . . . | . . . | G . . | . .
Bridge: Well I'll bet you I'm gonna be a big star
 |D7 . . . | . . . | G . | . .
 Might win an Oscar, you can never tell
 |D7 . . . | . . . | G . . | . .
 The movies gonna make— me a big star
 |A7 . . . | . . . | D7 . | . .
 Cuz' I can play the part— so well—

| G . . . | . . . | C . | . . |
 Well I hope you come and see me in the movies
 G . . . | . . . | D7 . | . .
 Then I'll know that you will plainly see
 | G . . . | . . . | C . | . .
 The biggest fool that ever hit the big time
 |D7 . . . | . . . | G . | . .
 And all I gotta do is act natural-ly

. |D7 . . . | G . | G\
 A -----
 E -3-2-0-----3-3-----
 C -----2-----2-2-----2-----2-----
 G -----2~4-----2~4-----4 0-----

Don't Pass Me By

by Ringo Starr



Intro: C . . . |

| C | |
I listen for your footsteps coming up the drive

F | |
Listen for your footsteps but they don't a-rrive

G | |
Waiting for your knock, dear on my old front do-or

. | F . | | C | |
I don't hear it, does it mean you don't love me any mo-re—?

| C | |
I hear the clock a' tickin' on the mantle shelf

F | |
See the hands a' movin' but I'm by my-self

| G | |
I wonder where you are to-night and why I'm by my-self

. | F . | | C | |
I don't see you does it mean you don't love me any mo-re—?

Chorus: . . . | C | |
Don't pass me by, don't make me cry, don't make me blu-ue—

. . . | F | |
'Cause you know, darlin' I love only you—

. . . | C | |
You'll never know it hurt me so— how I hate to see you go

. . . | G | | F | |
Don't pass me by— don't make me cry-y—

C |

| C | |
I'm sorry that I doubted you I was so un-fair

F | |
You were in a car crash and you lost your hair

| G | |
You said that you would be late— a-bout an hour or two-o

. | F . | | C | |
I said that's al-right, I'm waiting here, just waiting to hear from yo-u—

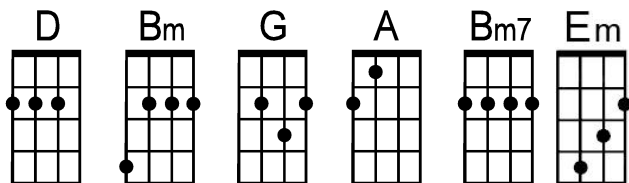
Chorus: Don't pass me by, don't make me cry, don't make me blu-ue—
 'Cause you know, darlin' I love only you—
 You'll never know it hurt me so— how I hate to see you go
 Don't pass me by— don't make me cry-y—

C | | **C** | (Hold 4 counts) | **C** |
 "one, two three, four, five, six, seven, eight" -----

Chorus: Don't pass me by, don't make me cry, don't make me blu-ue—
 'Cause you know, darlin' I love only you—
 You'll never know it hurt me so— how I hate to see you go
 Don't pass me by— don't make me cry-y—

Octopus' Garden (Key of D)

by Ringo Starr



*to play in original key (E), capo up 2 frets or
tune uke up a whole step to A D F# B*

Intro: D . . . | Bm . . . | G . . . | A . . . |

D . . . | Bm . . . | G . . . | A . . . |
I'd like to be— un-der the sea— in an octo-pus's garden in the shade—

D . . . | Bm . . . | G . . . | A . . . |
He'd let us in— knows where we've been— in his octo-pus's garden in the shade—

Bm . . . | Bm7 \ | G . . . | A \ \ \ \ - \ \ \ |
I'd ask my friends— to come and see-ee— an octo-pus's gar-den with me—

D . . . | Bm . . . | G . . . | A . . . | D . . . |
I'd like to be— un-der the sea— in an octo-pus's garden in the shade—

D . . . | Bm . . . | G . . . | A . . . |
We would be warm be-low the storm in our little hide-a-way be-neath the waves
(oo—oo) (oo—oo) (ah—ah—ah—ah—ah—ah—)

D . . . | Bm . . . | G . . . | A . . . |
Rest-ing our head on the sea bed in an octo-pus's garden near a cave
Ah— Ah— (oo—oo) (oo—oo) (ah—ah—ah—ah—ah—ah—)

Bm . . . | Bm7 \ | G . . . | A \ \ \ \ - \ \ \ |
We would sing— and da-ance a-rou-ound be-cause we know— we can't be found

D . . . | Bm . . . | G . . . | A . . . | D . . . |
I'd like to be— un-der the sea— in an octo-pus's garden in the shade—

Instrumental: G . . . | Em . . . | C . . . | D . . . |
Ah— ah Ah— Ah— Ah— Ah—

G . . . | Em . . . | C . . . | D . . . | G . . . | A . . . |
Ah— ah Ah— A—ah A—ah A—ah Ah—ah—ah

D . . . | Bm . . . | G . . . | A . . . |
We would shout and swim a-bout the coral that lies be-neath the waves—
(ah—ah) (oo—oo) (lies be—neath the ocean)

D . . . | Bm . . . | G . . . | A . . . |
Oh, what joy— for every girl and boy— knowing— they're happy and they're safe—
waves— (ah—ah—) (oo—oo—) (hap—py and they're)

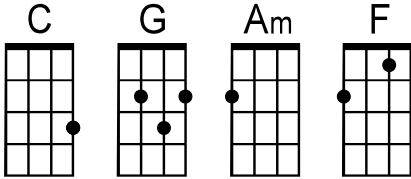
Bm . . . | Bm7 \ | G . . . | A \ \ \ \ - \ \ \ |
We would be— so happy you and me— no-one there to tell us what to do—
safe—)

D . . . | Bm . . . | G . . . | A . . . | D . . . |
I'd like to be un-der the sea in an octo-pus's garden with you—
(ah—ah) (ah—ah—ah—ah—) (oo—) (ah—)

G . . . | A . . . | Bm . . . | G . . . | A . . . | D . . . | A \ D \ |
In an octo-pus's garden, with you— In an octo-pus's garden with you—
—ah—ah—ah—) (oo—) (ah—ah—ah—ah—)

Let It Be

by Paul McCartney (1970)



Intro: C . G . | Am . F . | C . G . | F . ' C .
A-0-----3-----
E-1-3-1-0-----
C-0-4-2-0-----
(easy walk-down) G-2-----0-----

(sing g) | C . G . | Am . F . |
When I find my-self in times of trouble, mother Mary comes to me

C . G . | F . ' C .
Speaking words of wisdom, let it be-e-----

| C . G . | Am . F . |
And in my hour of darkness, she is standing right in front of me

C . G . | F . ' C
Speaking words of wisdom, Let it be-e-----

. | Am . G . | F . C . |
Chorus: Let it be, let it be, let it be, let it be—

C . G . | F . ' C .
Whisper words of wisdom, let it be-e-----

| C . G . | Am . F . |
And when the broken hearted people living in the world a-gree

C . G . | F . ' C .
There will be an answer, let it be-e-----

| C . G . | Am . F . |
But though they may be parted, there is still a chance that they will see

C . G . | F . ' C
There will be an answer, let it be-e-----

. | Am . G . | F . C . |
Chorus: Let it be, let it be, let it be, let it be—

C . G . | F . ' C
There will be an answer, let it be-e-----

. | Am . G . | F . C . |
Let it be, let it be, let it be, let it be—

C . G . | F . ' C . |
Whisper words of wisdom, let it be-e-----

Instrumental:

F . ' C . |G\ F\ C\ -- |F . ' C . |G\ F\ C\ -- |

A-0-----12-10-8-7-5-3-2-0-3-----

E-1-3-1-0-----13-12-10-8-7-5-3-1-3-----

C-0-4-2-0-2-0-----

(Low G)-2-----0-4-0-4-2-0-----

C . G . |Am . F . |C . G . |F . ' C .

C . G . |Am . F . |C . G . |F . ' C

. |Am . G . |F . C . |
Chorus: Let it be, let it be, let it be, let it be—

C . G . |F . ' C .
Whisper words of wisdom, let it be-e—

|C . G . |Am . F . |
And when the night is cloudy, there is still a light that shines on me

C . G . |F . ' C .
Shine on 'til to—morrow, let it be-e—

|C . G . |Am . F . |
I wake up to the sound of music mother Mary comes to me

C . G . |F . ' C
Speaking words of wisdom, let it be-e—

. |Am . G . |F . C . |
Chorus: Let it be, let it be, let it be, let it be—

C . G . |F . ' C
There will be an answer, let it be-e—

. |Am . G . |F . C . |
Let it be, let it be, let it be, let it be—

C . G . |F . ' C
There will be an answer, let it be-e—

. |Am . G . |F . C . |
Let it be, let it be, let it be, let it be—

C . G . |F . ' C . |
Whisper words of wisdom, let it be-e—

F . ' C . |G\ F\ C\

A-0-----

E-1-3-1-0-----

C-0-4-2-0-2-0-----

(Low G)-2-----0-4-0-4-2-0-----)

Michelle Beatles

Hear this song at: <http://www.youtube.com/watch?v=nfWVKQoRXhk> (play along with capo at 3rd fret)

From: Richard G's Ukulele Songbook www.scorpex.net/Uke

Intro: [Dm] [F+] [F] [Dm6] [Bbmaj7] [A]

[D] Michelle [Gm7] ma belle

[C] These are words that [Bdim] go together [A] well

[Bdim] My Mi[A]chelle

[D] Michelle [Gm7] ma belle

[C] Sont des mots qui [Bdim] vont très bien en[A]semble

[Bdim] Très bien en[A]semble

I [Dm] love you I love you I love you [F7] that's all I want to [Bb] say

[A7sus4] Until I [A7] find a [Dm] way

I will [Dm] say the [F+] only [F] words I [Dm6] know

That [Bbmaj7] you'll under[A]stand

[D] Michelle [Gm7] ma belle

[C] Sont des mots qui [Bdim] vont très bien en[A]semble

[Bdim] Très bien en[A]semble

I [Dm] need to I need to I need to [F7] I need to make you [Bb] see

[A7sus4] Oh what you [A7] mean to [Dm] me

Un[Dm]til I [F+] do I'm [F] hoping [Dm6] you

Will [Bbmaj7] know what I [A] mean

[D] I love you [Gm7] [C] [Bdim] [A] [Bdim] [A]

[Dm] I want you I want you I want you

[F7] I think you know by [Bb] now

[A7sus4] I'll get to [A] you some[Dm]how

Un[Dm]til I [F+] do I'm [F] telling [Dm6] you

So [Bbmaj7] you'll under[A]stand

[D] Michelle [Gm7] ma belle

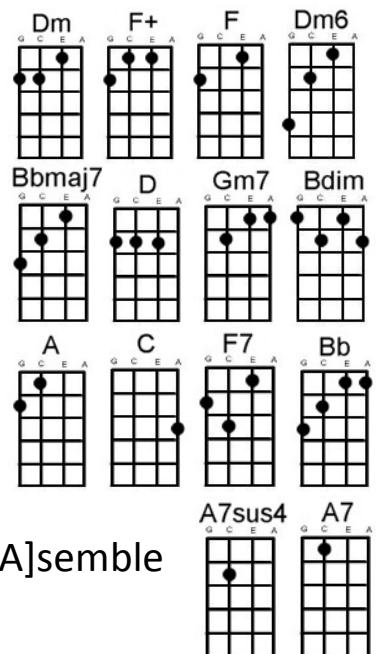
[C] Sont des mots qui [Bdim] vont très bien en[A]semble

[Bdim] Très bien en[A]semble

I will [Dm] say the [F+] only [F] words I [Dm6] know

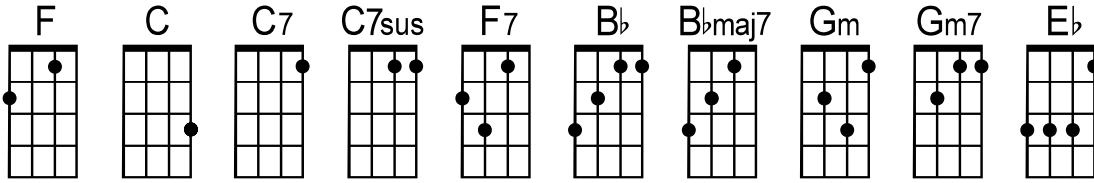
That [Bbmaj7] you'll under[A]stand my Mi[D]chelle

[Gm7] [C] [Bdim] [A] [Bdim] [A] [D]



Hey Jude

by Paul McCartney (1968)



(sing c)

F . . . | C . . . | C7\ C7sus . . . | F . . .
Hey Jude— don't make it bad— Take a sad song— and make it better-er-er—
| Bb . . . | F . . . | C7 . . . | F . . . F\
Re-mem-ber to let her into your heart— then you can sta-art— to make it— bet-ter—
-- | F . . . | C . . . | C7\ C7sus . . . | F . . .
Hey Jude— don't be a-fraid— You were made to— go out and get her-er-er—
| Bb . . . | F . . . | C7 . . . | F . . . |
The minute you let her under your skin— then you be-gin— to make it— bet-ter—

F7 . . . | Bb . . . BbMaj7 . . . | Gm
And any time you feel the pain, Hey Jude— re-frain
. . . Gm7 . . . | C7 . . . | F . . . |
Don't carry the world upon— your shoul-der—
F7 . . . | Bb . . . BbMaj7 . . . | Gm . . .
For well you know that it's a fool who plays— it cool—
. . . Gm7 . . . | C7 . . . | F . . .
By making his world— a little- col-der—
. . . | F7 . . . | C7 . . . | . . . C7\
Na na-na Na Na Na-na Na Na—

-- | F . . . | C . . . | C7\ C7sus . . . | F . . .
Hey Jude— don't let me down— You have found her— now go and get her-er-er—
| Bb . . . | F . . . | C7 . . . | F . . . |
Re-mem-ber to let her into your heart— then you can sta-art— to make it— bet-ter

F7 . . . | Bb . . . BbMaj7 . . . | Gm
So let it out and let it in. Hey Jude— be-gin
. . . Gm7 . . . | C7 . . . | F . . . |
You're waiting for some-one to per-form with—
F7 . . . | Bb . . . BbMaj7 . . . | Gm
And don't you know that it's just you, hey Jude— you'll do
. . . Gm7 . . . | C7 . . . | F . . .
The movement you need is on- your shoul-der
. . . | F7 . . . | C7 . . . | . . .
Na na-na Na Na Na-na Na Na— yeah—

|F |C |C7\ C7sus |F
 Hey Ju-u-ude— don't make it bad— Take a sad song— and make it bet-ter—
 |Bb |F |C7 |F
 Re-mem-ber to let her under your skin— then you be-gin— to make it— bet-ter
 | |
 better better better better better Oh!—

F |Eb |Bb |F |
 Na— Na Na Na-na-na Na— Na-na-na Na— Hey Jude—
 (yeah yeah yeah yeah)

F |Eb |Bb |F |
 Na— Na Na Na-na-na Na— Na-na-na Na— Hey Jude—

F |Eb |Bb |F |
 Na— Na Na Na-na-na Na— Na-na-na Na— Hey Jude—
 Jude Jude Jude Jude)

F |Eb |Bb |F |F\
 Na— Na Na Na-na-na Na— Na-na-na Na— Hey-ey Jude—

San Jose Ukulele Club
 (v1c - 2/16/20)

Blackbird- The Beatles

Original Key G= No capo

Written by: John Lennon & Paul McCartney

INTRO

|G Am G/B|G G |

G Am G/B |G G |

1. Blackbird singing in the dead of night

C A7 D B7 Em Gaug G G(b5) C Cm

Take these broken wings and learn to fly All your life

G/B A D7sus4 G

You were only waiting for this moment to arise

INSTRUMENTAL

|C G/B A |D7sus4 G |

G Am G/B |G G |

2. Blackbird singing in the dead of night

C A7 D B7 Em Gaug G G(b5) C Cm

Take these sunken eyes and learn to see All your life

G/B A D7sus4 G

You were only waiting for this moment to be free

CHORUS

F C/E Dm C Bb6 C* F Em Dm C Bb6 A

Blackbird, fly Blackbird, fly

D7sus4 |G Am G/B|G G |

Into the light of the dark black night

Strum Pattern 1 (In black)

|1 & |

|T D |

T=Thumb or index bass note

INSRUMENTAL

|C A7 D B7|Em Gaug |G G(b5) |

|C Cm |G/B A |D7sus4 G |

Strum Pattern 2 (In red)

|1-&a2e&-|

|T-DUDUD-|

T=Thumb or index bass note

CHORUS

F C/E Dm C Bb6 C* F Em Dm C Bb6 A

Blackbird, fly Blackbird, fly

D7sus4 G Am G/B

Into the light of the dark black night

INSTRUMENTAL 2

|G G (Slow) |G (Slower) G|STOP |

|G Am G/B C|G/B Am D7sus4 |

G Am G/B G G

1. Blackbird singing in the dead of night

C A7 D B7 Em Gaug G G(b5) C Cm

Take these broken wings and learn to fly All your life

G/B A D7sus4 G

You were only waiting for this moment to arise

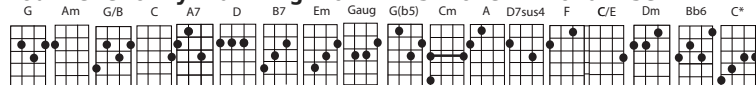
OUTRO

C G/B A D7sus4 G

You were only waiting for this moment to arise

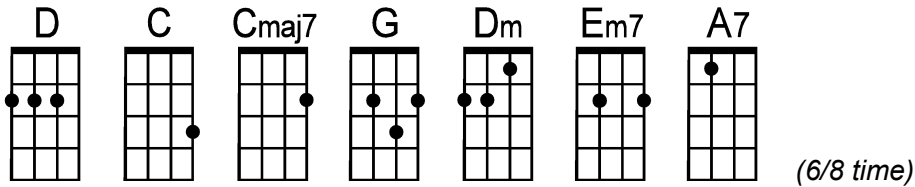
C G/B A D7sus4 G|END

You were only waiting for this moment to arise



Norwegian Wood (Key of D)

by John Lennon (1965)



Intro: D | | . . . C . Cmaj7\ | D\ |

Sitar riff: A 0—2—0 | | . . . C . Cmaj7\ | D\ |
 E 3—2—0—3—2 | | . . . 3 |
 C | | . . . 2—0 |
 LowG | | . . . 4—2 |

(Sing a)
 D | | . . . C . Cmaj7\ | D |
 I— once had a girl—, or should I say—, she once had me—
 D | | . . . C . Cmaj7\ | D |
 She showed me her room, is—n't it good— Nor—we-gian wood—
 . | Dm | | G | |
 She asked me to stay and she told me to sit an—y where
 . | Dm | | Em7 | A7 |
 So I looked a—round and I no-ticed there was-n't a chair

D | | . . . C . Cmaj7\ | D |
 I— sat on a rug—, bid-ing my time—, drink-ing her wine—
 D | | . . . C . Cmaj7\ | D |
 We— talked un-til two—, and then she said—, 'It's time for bed'—

D | | . . . C . Cmaj7\ | D\ |
 A 0—2—0 | | . . . 3 |
 E 3—2—0—3—2 | | . . . 2—0 |
 C | | . . . 4—2 |
 LowG | | . . . 4—2 |

D | | . . . C . Cmaj7\ | D\ |
 A 0—2—0 | | . . . 3 |
 E 3—2—0—3—2 | | . . . 2—0 |
 C | | . . . 4—2 |
 LowG | | . . . 4—2 |

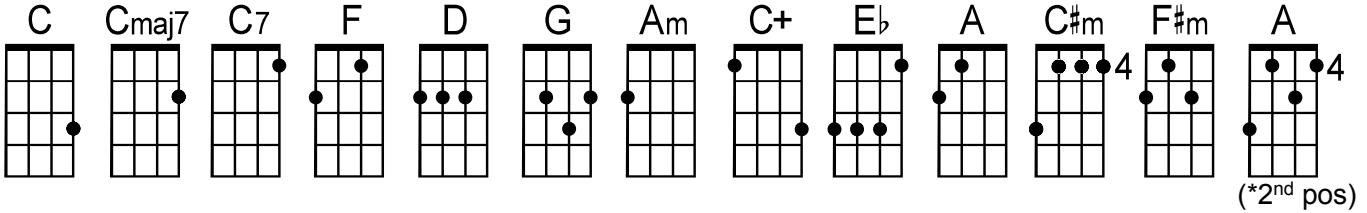
. | Dm | | G | |
 She told me she worked in the morn-ing and start-ed to laugh
 . | Dm | | Em7 | A7 |
 I told her I did—n't then crawled off to sleep in the bath!

D | | . . . C . Cmaj7\ | D |
 And— when I a-woke—, I was a-lone, this bird had flown—
 D | | . . . C . Cmaj7\ | D |
 So— I lit a fire—, is—n't it good—, Nor—we-gian wood—

D | | . . . C . Cmaj7\ | D\
 A 0—2—0 | | . . . 3 |
 E 3—2—0—3—2 | | . . . 2—0 |
 C | | . . . 4—2—
 LowG | | . . . 4—2—

Something

by George Harrison



Intro: A | -1- -2- -3- ""4"" | F ' F/c ' Eb\ G\ |
Drum 0 3 0 1 2

C . . . | Cmaj7 . . . | C7 . . . | F . . Am |
 Something in the way she moves— At-tracts me like no other lover—
 D . . . | G . . . | Am . . . C+ . .
 Something in the way she woo—oos me— I don't want to leave her now—
 | C . . D . | F . Eb\ G\ |
 You know I be-lieve and ho-ow—

C . . . | Cmaj7 . . . | C7 . . . | F . . Am |
 Somewhere in her smile she knows— that I don't need no other lover—
 D . . . | G . . . | Am . . . C+ . .
 Something in her style tha-at sho-ows me I don't want to leave her now—
 | C . . D . | F . Eb\ G\ | A . . . |
 You know I be-lieve and ho-ow—

Bridge:

*A . . C#m . | F#m . A . | D . G . | A . . . |
 You're asking me will my love grow— I don't kno-ow I— don't know
 *A . . C#m . | F#m . A . | D . G . | C . . ' . ' |
 You stick a-round and it may show— I don't kno-ow I— don't know

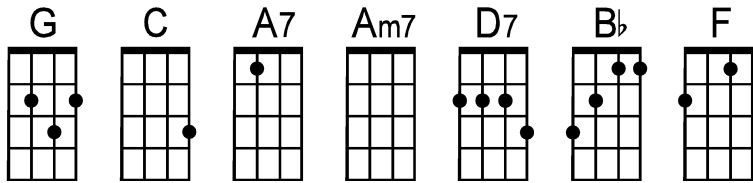
Instr: C . . . | Cmaj7 . . . | C7 . . . | F . . . |
 D . . . | G . . . | Am . C+ . |
 C . D . | F . Eb\ G\ |

C . . . | Cmaj7 . . . | C7 . . . | F . . Am |
 Something in the way she knows— and all I have to do is think of her—
 D . . . | G . . . | Am . . . C+ . .
 Something in the things she-e sho-ows me— I don't want to leave her now—
 | C . . D . |
 You know I be-lieve and how—ow—

F ' F/c ' Eb\ G\ | A . . . | F ' F/c ' Eb\ G\ | C\ |
 A — 0 — 3 — 0 — 1 — 2 — 4 — 0 — 3 — 0 — 1 — 2 — 3 —

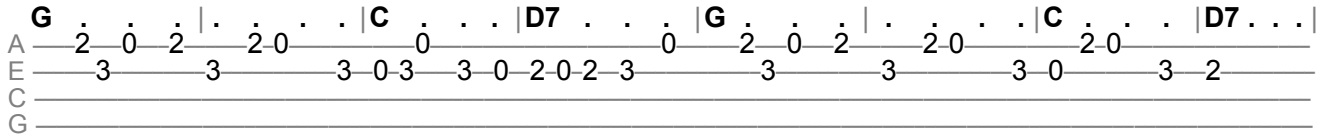
Here Comes the Sun (key of G)

by George Harrison



To play in the original key, capo the 2nd fret

Intro:



(sing b)

G | | C | D7 | G | C | D7 |
 Here comes the sun (do-do doo doo) Here comes the sun— and I say

G | C\ G\ Am7\ | G\ D7 . |
 It's all— right

G | | C | D7 |
 Little darling, it's been a long cold lone-ly winter—

G | | C | D7 |
 Little darling, it feels like years since it's been here—

G | | C | A7 |
 Here comes the sun (do-do doo doo) Here comes the sun— and I say

G | C\ G\ Am7\ | G\ D7 . | G | D7 |
 It's all— right

G | | C | D7 |
 Little darling, the smiles re-turn-ing to their faces—

G | | C | D7 |
 Little darling, it seems like years since it's been here—

G | | C | A7 |
 Here comes the sun (do-do doo doo) Here comes the sun— and I say

G | C\ G\ Am7\ | G\ D7 . | G | D7\ \ --- --- |
 It's all right

Bridge: B \flat \ F\ C\ \ \ | G | D7\ \ \ --- --- |

B \flat \ F\ C\ \ \ | G | D7\ \ \ --- --- |
 Sun, sun, sun here it comes—

B \flat \ F\ C\ \ \ | G | D7\ \ \ --- --- |
 Sun, sun, sun here it comes—

B \flat \ F\ C\ \ \ | G | D7\ \ \ --- --- |
 Sun, sun, sun here it comes—

B \flat \ F\ C\ \ \ | G | D7\ \ \ --- --- |
 Sun, sun, sun here it comes—

B \flat \ F\ C\ \ \ | G |
 Sun, sun, sun here it comes—

D7 . . . | | | |

G Little darling, | . . . | C I feel that ice is | D7 slow-ly melting—

G Little darling, | . . . | C it seems like years since it's | D7 been clear—

G Here comes the | sun (do-do doo doo) | C Here comes the | A7 sun— and I say |

G It's all— right | C\ G\ Am7\ | G\ D7 . |

G Here comes the | sun (do-do doo doo) | C Here comes the | A7 sun—

G It's all— right | C\ G\ Am7\ | G\ D7 . |

G It's all— right | C\ G\ Am7\ | G\ D7 . |

Bb\ F\ C\ \ \ | G\

WHILE MY GUITAR GENTLY WEEPS (George Harrison) Strum: D -DU-UDU

Intro: [Gm] - [Gm7] - [C7] - [Eb] - [Gm] - [F] - [C] - [D]

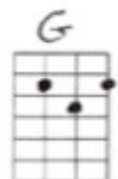

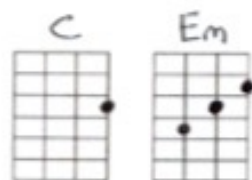
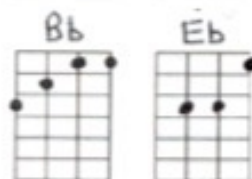
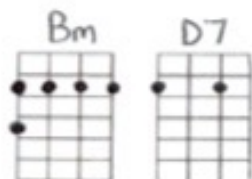
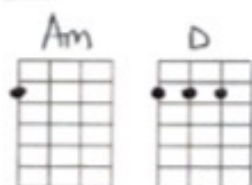
I [Gm] look at you [Gm7] all
See the [C7] love there that's [Eb] sleeping
[Gm] While my gui-[F]-tar gently [C] weeps [D]
I [Gm] look at the [Gm7] floor
And I [C7] see it needs [Eb] sweeping
[Gm] Still my gui-[F]-tar gently [Bb] weeps [D7]

[G] I don't know [Bm] how [Em] nobody [Bm] told you
[Am] How to unfold your [D] love
[G] I don't know [Bm] how
[Em] Someone con-[Bm]-trolled you
[Am] They bought and sold [D7] you

I [Gm] look at the [Gm7] world
And I [C7] notice it's [Eb] turning
[Gm] While my gui-[F]-tar gently [C] weeps [D]
With [Gm] every [Gm7] mistake
We must [C7] surely be [Eb] learning
[Gm] Still my gui-[F]-tar gently [Bb] weeps [D7]

[G] I don't know [Bm] how [Em] you were di-[Bm]-verted
[Am] You were perverted [D] too
[G] I don't know [Bm] how [Em] you were in-[Bm]-verted
[Am] No one alerted [D7] you

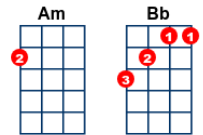
I [Gm] look at you [Gm7] all
See the [C7] love there that's [Eb] sleeping
[Gm] While my gui-[F]-tar gently [C] weeps [D]
[Gm] Look at you [Gm7] all.....[C7] - [Eb]
[Gm] Still my gui-[F]-tar gently [Bb] weeps [D7] - [Gm]



Think For Yourself

key:D, artist:The Beatles writer:Paul McCartney and John Lennon

Intro- **[G]**x4, **[G]**x2, **[G]**x3 slide to **[G#]**

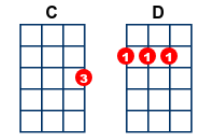


Verse 1

[Am] I've got a **[D]** word or two to **[Bb]** say about **[C]** the things that **[G]** you do

[Am] You're telling **[D]** all those lies **[Bb]**

About the **[C]** good things that we can **[G]** have if we **[Am]** close our eyes

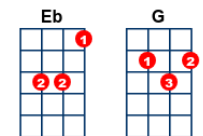


Chorus

[C] Do what you want to do

And **[G]** go where you're going to

[Eb] Think for yourself 'cause **[D]** I won't be there with **[G]** you

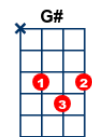


Verse 2

[Am] I left you **[D]** far behind, **[Bb]** the ruins **[C]** of the life that you **[G]** had in mind

[Am] And though you **[D]** still can't see **[Bb]**,

I know your **[C]** minds made up, you're gonna **[G]** cause more **[Am]** misery



Chorus

Verse 3

[Am] Although your **[D]** mind's opaque,

[Bb] Try thinking **[C]** more if just for **[G]** your own sake

[Am] The future **[D]** still looks good,

[Bb] And you've got **[C]** time to recti-**[G]**fy all the things **[Am]** that you should

Chorus

[C] Do what you want to do

And **[G]** go where you're going to

[Eb] Think for yourself 'cause **[D]** I won't be there with **[G]** you

Repeat Chorus

End- **[Eb]** Think for yourself 'cause **[D]** I won't be there with **[G]** you. End on **[G]**

www.ozbcoz.com - Standard (GCEA) Ukulele

Between The Devil And The Deep Blue Sea - alt

key:F, artist:George Harrison writer:Harold Arlen and Ted Koehler.

Thanks to Steve Walton for this one !

<https://www.youtube.com/watch?v=Z2IV9gxHhWm>

[F] [Dm] [Gm] [C7]
[F] [Dm] [Gm] [C7]

[F] I [Dm] don't [Gm] want [C7] you
[F] But I [Dm] hate to [Gm] lose [C] you
[F] You've [F7] got me [Bb] in be-[Bbm6] tween
the [F] devil and the [C7] deep blue [F] sea [C]

[F] I [Dm] for[Gm]give [C7] you
[F] 'Cause I [Dm] can't for-[Gm] get [C] you
[F] You've [F7] got me [Bb] in be-[Bbm6]tween
the [F] devil and the [C7] deep blue [F] sea

[A] I, [F#m] want to cross you [Bm7] off my [E7] list
But [A] when you [F#m] come knocking [Bm7] at my [E7] door
[C] Fate [Am] seems to give my [Dm] heart a [G] twist
And [Eb] I come running back for [C] more

[F] I [Dm] should [Gm] hate [C7] you
[F] But I [Dm] guess I [Gm] love [C] you
[F] You've [F7] got me [Bb] in be-[Bbm6] tween
the [F] devil and the [C7] deep blue [F] sea [C]

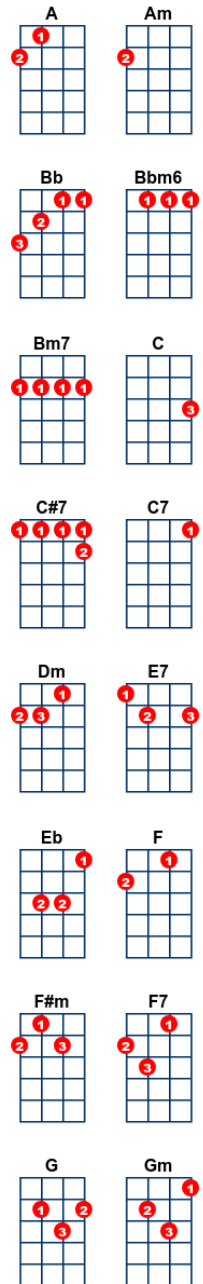
Instrumental-

[F] I [Dm] don't [Gm] want [C7] you
[F] But I [Dm] hate to [Gm] lose [C] you
[F] You've [F7] got me [Bb] in be-[Bbm6] tween
the [F] devil and the [C7] deep blue [F] sea

[A] I, [F#m] want to cross you [Bm7] off my [E7] list
But [A] when you [F#m] come knocking [Bm7] at my [E7] door
[C] Fate [Am] seems to give my [Dm] heart a [G] twist
And [Eb] I come running back for [C] more

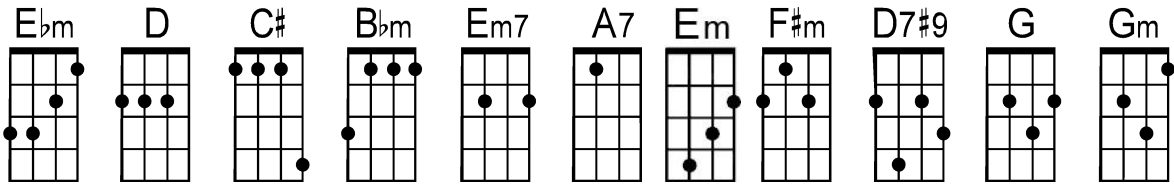
[F] I [Dm] should [Gm] hate [C7] you
[F] But I [Dm] guess I [Gm] love [C] you
[F] You've [F7] got me [Bb] in be-[Bbm6] tween
the [F] devil and the [C7] deep blue [F] sea

{slow} [F] You've [F7] got me [Bb] in be-[C#7] tween
[F] the devil and the [C7]deep,
the [F] devil and the [C7]deep
{normal} the [F] devil and the [C7] deep blue [F] sea [F7]



If I Fell

by John Lennon(1964)



Intro:

(sing Eb F F#)

Ebm | D
If I fell in love with you, would you promise to be true—

| C# | Bbm
and help me— under— stand

. | Ebm | D
'cause I've been in love be-fore— and I found that love was more—

| Em7 | A7
than just holding hands—

. | D . . Em . | F#m | Em7 | A7 |
If I give— my— heart— to you— I must be sure from the

D . Em . | F#m | Em7 | A7 | D | Gm . A7
ve—ry— start— that you— would love me more than her—

. | D . . Em . | F#m | Em7 | A7
If I trust— in— you— oh, please— don't run and hide.

. | D . . Em . | F#m | Em7 | A7 | D7#9
If I love— you— too— oh please— don't hurt my pride like her—

. | G | Gm
'Cause I could - n't stand the pain— and I—

. | D | A7
would be sad if our new love— was in vain—

. | D . . Em . | F#m | Em7 | A7 |
So I hope— you— see— that I— would love to love you

D . Em . | F#m | Em7 | A7 | D7#9
And— that— she— will cry— when she learns we are— two—

. | G | Gm
'Cause I could - n't stand the pain— and I—

. | D | A7
would be sad if our new love— was in vain—

. |D . Em . |F#m . . . |Em7 . . . |A7 . . . |
 So I hope— you— see—— that I—— would love to love you |
 D . Em . |F#m . . . |Em7 . . . |A7 . . . |D . . .
 And— that— she—— will cry—— when she learns we are— two——
 . |Gm . . . |D . . . |Gm . . . |D\

A -----
 E -----0--2--
 C -----0--2--
 G --2--3-----

San Jose Ukulele Club

Yes It Is- The Beatles

Original Key E= Capo 0

Written by John Lennon and Paul McCartney

6 | 1 - 2 & 3 - 4 - 5 - 6 |
4 | D - D U D - D - D - D |

INTRO
| E | B7 |

E A F#m7 B7 E A D6 B7
1. If you wear red tonight, Remember what I said tonight
E C#m A D C#m
For red is the color that my baby wore, And what's more, it's true
E
Yes it is

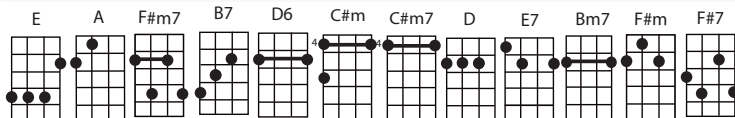
E A F#m7 B7 E A D6 B7
2. Scarlet were the clothes she wore, Everybody knows I'm sure
E C#m A D C#m
I would remember all the things we planned, Understand, it's true
E E7
Yes it is, it's true, Yes it is

BRIDGE
Bm7 E7 A F#m
I could be happy with you by my side
Bm7 E7 C#m
If I could forget her, but it's my pride
C#m7 F#7 B7
Yes it is, yes it is, Oh, yes it is, yeah

E A F#m7 B7 E A D6 B7
3. Please don't wear red tonight, This is what I said tonight
E C#m A D C#m
For red is the color that will make me blue, In spite of you, it's true
E E7
Yes it is, it's true, Yes it is

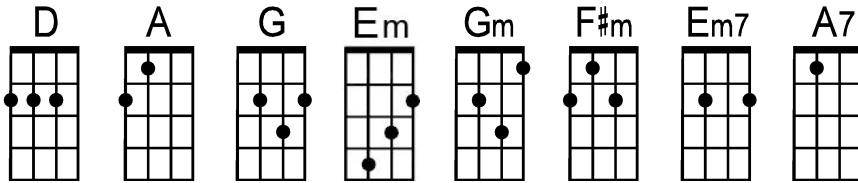
BRIDGE
Bm7 E7 A F#m
I could be happy with you by my side
Bm7 E7 C#m
If I could forget her, but it's my pride
C#m7 F#7 B7
Yes it is, yes it is, Oh, yes it is, yeah

E A F#m7 B7 E A D6 B7
3. Please don't wear red tonight, This is what I said tonight
E C#m A D C#m
For red is the color that will make me blue, In spite of you, it's true
E E7 A E|STOP
Yes it is, it's true, Yes it is, it's true.



Nowhere Man (Key of D)

by John Lennon (1965)



(to play in original key of E, capo up two frets)

(sing a)
D \ -- -- -- | **A** \ -- -- -- | **G** \ -- -- -- | **D** \ -- -- -- |
 He's a re-al no-where man— sitting— in his no-where land—
Em . . . | **Gm** . . . | **D** . . . | . . . |
 Mak-ing all his no-where plans for no-bod-y—

D . . . | **A** . . . | **G** . . . | **D** . . . |
 Does-n't have a point of view— knows not where he's go-ing to—
Em . . . | **Gm** . . . | **D** . . . | . . . |
 Is—n't he a bit like you and me-e-e—?

Chorus 1:

. . . | **F#m** . . . | **G** . . . | **F#m** . . . | **G** . . . |
 No—where man— please li—sten, you don't know— what you're miss-ing
 (Ah— La—la—la—la Ah— La—la—la—la)
 . . . | **F#m** . . . | **Em7** . . . | . . . | **A7** . . . |
 Nowhere man— the wor—or-or-orld— is at your com-mand—
 -la— Ah— La—la—la—la Ah— ah— La-la la-la)

Instrumental: **D** . . . | **A** . . . | **G** . . . | **D** . . . |
Em . . . | **Gm** . . . | **D** . . . | . . . |

D . . . | **A** . . . | **G** . . . | **D** . . . |
 He's as blind as he can—be— just sees what he wants to see—
Em . . . | **Gm** . . . | **D** . . . | . . . |
 No-where man can you see me at a-a-all—?

Chorus 2:

. . . | **F#m** . . . | **G** . . . | **F#m** . . . | **G** . . . |
 No-where man— don't wor-ry take your time— don't hur-ry
 (Ah— La—la—la—la Ah— La—la—la—la)
 . . . | **F#m** . . . | **Em7** . . . | . . . | **A7** . . . |
 Leave it all— till some-body else— lends you a hand—
 la—la Ah— La—la—la—la Ah— ah— La-la la-la)

D . . . | **A** . . . | **G** . . . | **D** . . . |
 Does-n't have a point of view— knows not where he's go-ing to—
Em . . . | **Gm** . . . | **D** . . . | . . . |
 Is—n't he a bit like you and me-e-e—?

Chorus 1:

. . . | **F#m** | **G** | **F#m** | **G**
No-where man— please li—sten, you don't know— what you're miss-ing
(Ah—————La-la—la—la Ah—————La-la—la-

. | **F#m** | **Em7** | | **A7** |
Nowhere man— the wor—or-or-orld—is at your com-mand—
-la— Ah—————La-la—la—la Ah—————ah— La-la la-la)

D | **A** | **G** | **D** |
He's a re-al no-where man— sitt—ing in his no-where land—

Em | **Gm** | **D** | |
Making— all his no-where plans for no-body—

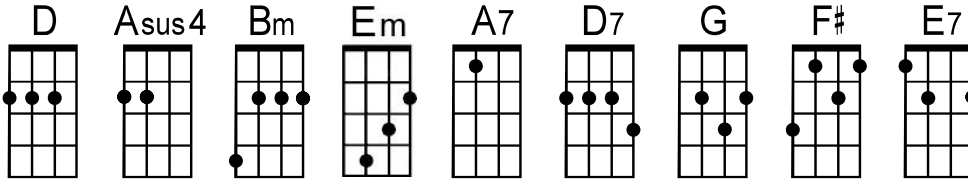
Em | **Gm** | **D** | |
Making— all his no-where plans for no-body—

Em | **Gm** | **D** | **D**
Making— all his no-where plans for nobody—————

San Jose Ukulele Club
(v2d - 1/11/22)

This Boy

by John Lennon (1963)



Intro: D\ Asus4\ D\ | D . Bm . | Em . A7 . |

D . Bm . | Em . A7 . | D . Bm . |
That boy—oy— took my lo-ove a-way—ay—

Em . A7 . | D . Bm .
Oh, he'll re-gret it— some day—y—ay—ay—

| Em\ --- A7\ . | Em . D . | Em . A7 . |
But this boy— wants you— back a—gai— a-ain—

D . Bm . | Em . A7 . | D . Bm . |
That boy—oy— isn't goo-ood— for you—o-ou—

Em . A7 . | D . Bm . |
though he may want— you, too—o—oo—

Em\ . A7\ . | Em . D . | D7 . .
This boy— wants you— back a—gai— a-ain—

Bridge:

. | G . . . | F# . . . | Bm . . . | D7 . . . |
Oh and this boy— would be happy— just to lo-ove you— but oh my—y—y—y
(Aaaaaaaaaaaaaaaaaa Aaaaaaaaaaaaaaaaaa Aaaaaaaaaaaaaaaaaa Aaaaaaaaaa)

G . . . | E7 . . . | A7 . . . | A7\ --- --- ---
That boy— won't be happy— till he's seen you cry—y—y—y
(Aaaaaaaaaaaaaaaaaa Aaaaaaaaaaaaaa Aaaaaaaaaaaaaaaaaa)

D . Bm . | Em . A7 . | D . Bm . |
This boy—oy— wouldn't mi-ind— the pai— a-ain—

Em . A7 . | D . Bm .
would always feel— the sa— a-ame—

| Em\ --- A7\ --- | Em . D . | Em . A7 . |
If this boy— gets you back a—gai— a-ain—

End: D . Bm . | Em . A7 . | D . Bm . | Em . A7 . | Asus4\ D\
This boy— This boy— This Boy—

Now And Then

key:Am, artist:The Beatles writer:Lennon, McCartney, Harrison and Starkey

<https://www.youtube.com/watch?v=AW55J2zE3N4>

Jeff Gardner: <https://www.youtube.com/watch?v=Opxhh9Oh3rg>

Thanks to Jeff Gardner

[Am] / / / [Em] / / /
[Am] / / / [Em] / / /

[Am] I know it's [Em] true
[Am] It's all be-[Em]cause of you
[Am] And if I [F] make it through
It's [E7] all be-[Am]cause of you

[Am] And now and [Em] then
[Am] If we must [Em] start again
[Am] Well, we will [F] know for sure
[E7] That I will [Am] love you

[G] Now and then, I [Bm] miss you
Oh, [Em] now and then
I [Am] want you to be [D] there for me
[Am] Always to re-[D]turn to me

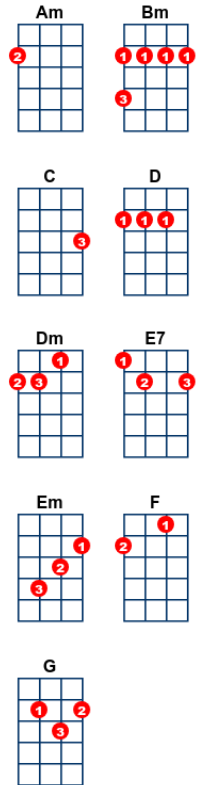
[Am] I know it's [Em] true
[Am] It's all be-[Em]cause of you
[Am] And if you [F] go away
I [E7] know you'll never [Am] stay

[G] Now and then, I [Bm] miss you
Oh, [Em] now and then
I [Am] want you to be [D] there for me

[Dm] / / / [Dm] / / / [C] / / / [C] / / /
[Dm] / / / [Dm] / / / [C] / / / [C] / / /
[Em] / / / [Em] / / / [Am] / / / [Am] / / /
[D] / / / [D] / / / [Dm] / / / [G] / / /

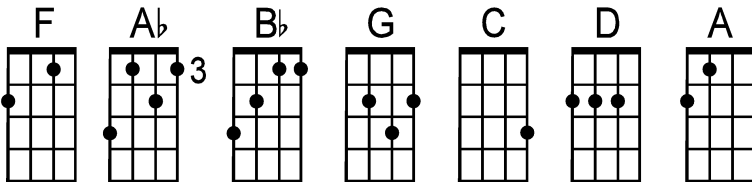
[Am] I know it's [Em] true
[Am] It's all be-[Em]cause of you
[Am] And if I [F] make it through
It's [E7] all be-[Am] cause of you [Am]

[G] / / / [E7] / / / [Am]
[G] / / / [E7] / / /
[Am] / / / [G] / / / [F] [E7] [Am]



Sgt. Pepper's Lonely Hearts Club Band (Reprise)

by Paul McCartney and John Lennon (1967)



F . . . | | |

| F | Ab | Bb | F
 We're Ser-geant Pepper's Lone-ly Hearts Club Band

| Bb | F |
 We hope you have en-joyed the show.

F | Ab | Bb | F
 Sergeant Pepper's Lone-ly Hearts Club Band,

| G | C |
 We're sorry but it's time to go.

Bb | F |
 Sergeant Pepper's Lone-ly, Sergeant Pepper's Lone-ly,

G | D |
 Sergeant Pepper's Lone-ly, Sergeant Pepper's Lone-ly,

G | Bb | C | G
 Sergeant Pepper's Lone-ly Hearts Club Band.

| C | G |
 We'd like to thank you once a - gain.

G | Bb | C | G
 Sergeant Pepper's one and only Lonely Hearts Club Band

| A | D |
 It's getting very near the end.

C | G |
 Sergeant Pepper's Lone-ly, Sergeant Pepper's Lone-ly,

A | C | | G |
 Sergeant Pepper's Lone-ly Hearts----- Club----- Band! -----

Outro: Bb . . . | C . . . | G . . . | G\