



**Belle Haven Community Center Performance**  
**100 Terminal Way, Menlo Park**  
**Saturday, 2/1/25, 1-2 pm**

- 1. California Dreaming**
- 2. I Should Have Known Better**
- 3. Sunny Afternoon**
- 4. San Francisco Bay Blues**
- 5. Please Please Me**
- 6. Twist and Shout**
- 7. Pretty Woman**
- 8. I Saw Her Standing There**
- 9. Stuck in the Middle with You**
- 10. Sgt Peppers Lonely Hearts Club Band**

**Bonus Songs (time permitting)-**

- 11. Margaritaville**
- 12. Heartache Tonight**

# California Dreamin'- The Mamas and the Papas Original key C#m

Written by: John Phillips

Retune down ½ step to Bb Gb Eb Ab

## INTRO

Dm A7sus4 Pluck w/

A|-----|---0-1-0-----|-----|0---|Ring  
 E|---0---3---1-0|-----3-1|---3-1-0-----|0---|Middle  
 C|---2---2-----|---2-----|---2-----2-0-|2---|Pointer  
 G|2-----|2-----|2---3-2-0-----|0---|Thumb

1 & 2 & 3 - 4 & | 1 & 2 & 3 - 4 & | 1 & 2 & 3 - 4 & | 1 - 2

4 | 1 - 2 - 3 & 4 & | - & - & 3 & 4 - |  
 4 | D - D - D U D U | - U - U D U D - |

N.C. 3 & 4 & | Dm C Bb  
 1. All the leaves are brown (all the leaves are brown)  
 C A7sus4 A7  
 And the sky is gray (and the sky is gray)  
 F A7 Dm Bb A7sus4 A7  
 I've been for a walk (I've been for a walk) On a winter's day (on a winter's day)  
 Dm C Bb C A7sus4 A7  
 I'd be safe and warm. (I'd be safe and warm), If I was in L.A. (if I was in L.A.)

## CHORUS

Dm C Bb C A7sus4 A7  
 California dreamin' (California dreamin') On such a winter's day.  
 A7 Dm C Bb C A7sus4 A7  
 2. Stopped in to a church I passed along the way  
 F C Dm Bb A7sus4 A7  
 Well I got down on my knees (got down on my knees) And I pretend to pray (I pretend to pray)  
 Dm C Bb  
 You know the preacher likes the cold (preacher likes the cold)  
 C A7sus4 A7  
 He knows I'm gonna stay (knows I'm gonna stay)

## CHORUS

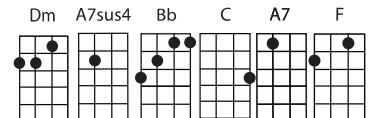
Dm C Bb C A7sus4 A7  
 California dreamin' (California dreamin') On such a winter's day.

## INSTRUMENTAL SOLO with strum pattern

D-DUD-DU | D-DUD-DU | D-DUD-DU | D-DUD-DU | D-DUD-DU | D-DUD-DU | D-DUD-DU | D-DUD-DU  
 | 1-2&3-4& | 1-2&3-4& | 1-2&3-4& | 1-2&3-4& | 1-2&3-4& | 1-2&3-4& | 1-2&3-4& | 1-2&3-4& |  
 | Dm A7 | Dm A7 | Dm A7 | Dm C | F A7 | Dm Bb | A7sus4 | A7 |

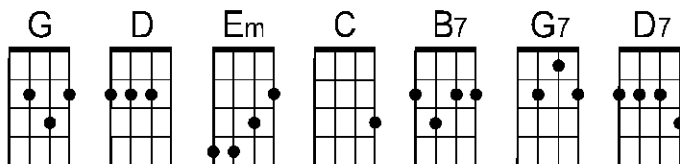
D-DUD-DU | D-DUD-DU | D-DUD-DU | D-DUD-DU | D-DUD-DU | D-DUD-DU | D-DUD-DU | D-D  
 | 1-2&3-4& | 1-2&3-4& | 1-2&3-4& | 1-2&3-4& | 1-2&3-4& | 1-2&3-4& | 1-2&3-4& | 1&2----- |  
 | Dm C | Bb C | A7sus | A7 | Dm C | Bb C | A7sus4 | A7 | STOP |

N.C. Dm C Bb  
 3. All the leaves are brown (all the leaves are brown)  
 C A7sus4 A7  
 And the sky is gray (and the sky is gray)  
 F A7 Dm Bb A7sus4 A7  
 I've been for a walk (I've been for a walk) On a winter's day (on a winter's day)  
 A7 Dm C Bb C A7sus4 A7  
 If I didn't tell her (if I didn't tell her) I could leave today (I could leave today)  
 A7 Dm C Bb C Dm C Bb  
 California dreamin' (California dreamin') On such a winter's day (California dreamin')  
 C Dm C Bb C Bbmaj7 Dm | STOP  
 On such a winter's day (California dreamin') On such a winter's daaaaaaaaay



# I Should Have Known Better

by John Lennon and Paul McCartney (1964)



C Harmonica Intro  
-23 -23 34 -34 34 (x4)

Intro: G .. D .. G .. D .. G .. D .. G .. D ..

G .. D .. G .. D G D G .. D ..

I ----- should have known better with a girl like you

G D Em ..

that I would love every-thing that you do

C D G .. D .. G ..

And I do, hey, hey hey, and I do!

D .. G .. D .. G .. D G D G .. D ..

Whoa-oa, I ----- never re-a-lized what a kiss could be,

G D Em C B7

This could only happen to me, Can't you see....can't you seeeeee?

**Bridge:** Em C G B7

That when I tell you that I love you, oh

Em G G7

You're gonna say you love me too -oo-oo-oo-oo.. oh-oh

C D7 G Em

and when I ask you to be mi-i-iiiine,

C D7 G .. D .. G ..

You're gonna say you love me too

D G .. D .. G .. D G D G .. D ..

So-oh- I ----- should have rea-lized a lot of things before,

G D Em C D G .. D .. G .. D ..

if this is love you gotta give me more, give me more, hey-hey-hey, give me more

Instrumental: A G .. D .. G .. D G D G .. D .. G D Em C D G .. D .. G  
(low-G) E 0 0 0 0 0 2 0 2 3  
C -2 -2 -2 -2 -2 -2 -2 -2 2 2 3 3  
G 4 4 4 4 4

(high-G) A G .. D .. G .. D G D G .. D .. G D Em C D G .. D .. G  
E 5 7 5 5 5 5 7 5 5 5 5 7 5 6 7 6 7 9 7 9 10  
E 7 7 7 7 7

D .. G .. D .. G .. D G D G .. D ..

Whoa-oa, I ----- never re-a-lized what a kiss could be,

G D Em C B7

This could only happen to me, Can't you see....can't you seeeeee?

**Bridge:** Em C G B7

That when I tell you that I love you, oh

Em G G7

You're gonna say you love me too -oo-oo-oo-oo.. oh-oh

C D7 G Em

and when I ask you to be mi-i-iiiine,

C D7 G .. D .. G .. D .. G .. D .. G .. D G/

You're gonna say you love me too you love me too you love me too

# Sunny Afternoon- The Kinks

Original Key Dm= Capo 0

Written by Ray Davies

4|1 - 2 & 3 - 4 -|  
4|D - D U D - D -|

INTRO: |Dm F |G Gm |A A7|Aaug7 A |  
|Dm F |G Gm |A A7|Aaug7 A |

Dm C F C  
1. The taxman's taken all my dough, And left me in my stately home  
A A7 Dm  
Lazin' on a sunny afternoon,  
C F C  
And I can't sail my yacht, He's taken everything I've got  
A A7 Dm  
All I've got's this sunny afternoon  
D7 G7  
Save me, save me, save me from this squeeze  
C7 C F A7  
I got a big fat mama tryin' to break me.

## CHORUS

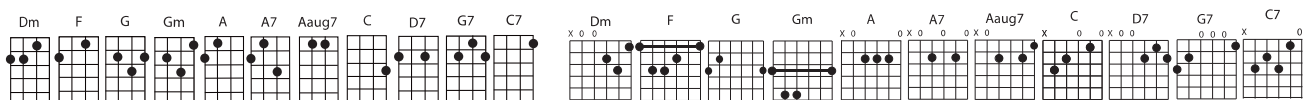
Dm G7 Dm G7  
And I love to live so pleasantly, Live this life of luxury  
F A7 Dm F G Gm A A7 Aaug7 A  
Lazin' on a sunny afternoon In the summertime  
Dm F G Gm A A7 Aaug7 A  
In the summertime In the summertime.

Dm C F C  
2. My girlfriend's run off with my car, And gone back to her ma and pa  
A A7 Dm  
Tellin' tales of drunkenness and cruelty  
C F C  
Now I'm sittin' here, sippin' at my ice-cold beer  
A A7 Aaug7 A7 Dm  
All I've got's this sunny afternoon  
D7 G7  
Help me, help me, help me sail away  
C7 C F A7  
Or give me two good reasons why I oughta stay

## CHORUS

Dm G7 Dm G7  
And I love to live so ] pleasantly, Live this life of luxury  
F A7 Dm F G Gm A A7 Aaug7 A  
Lazin' on a sunny afternoon In the summertime  
Dm F G Gm A A7 Aaug7 A  
In the summertime In the summertime.

D7 G7  
Save me, save me, save me from this squeeze  
C7 C F A7  
I got a big fat mama tryin' to break me.



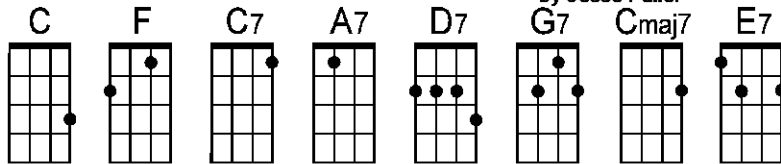
Sunny Afternoon- Page 2

CHORUS AND OUTRO

And I love to live so ] pleasantly, Live this life of luxury  
F                   A7                   Dm F G Gm                   A                   A7                   Aaug7 A  
Lazin' on a sunny afternoon                   In the summertime  
Dm   F   G   Gm                   A                   A7                   Aaug7 A  
In the summertime                   In the summertime.  
Dm   F   G   Gm                   A                   A7                   Aaug7   A   Dm|STOP  
In the summertime                   In the summertime

# San Francisco Bay Blues

by Jesse Fuller



Suggested Strum: D DUDUDU

**Intro:** . | C . . . | F . . . | C . . . | C7 . . . | F . . . | . . . | C . . . | C7 . . . |  
F . . . | . . . | C . C> Cmaj7> C7> | A7 . . . | D7 . . . | . . . | G7 . .

**Verse 1** . | C . . . | F . . . | C . . . | C7 . . .  
I got the blues from my baby, left me by the San Fran-cisco-o Bay——  
. | F . . . | . . . | C . . . | C7 . . .  
The o-cean lin-er's gone so far a-way——

. | F . . . | . . . | C . . . | A7 . . . |  
I didn't mean to treat her so bad, ——— she was the best girl I e-ver had ———  
D7 . . . | . . . | G7 . . . | . . . |  
Said good-bye, she like to make me cry, ——— wanna lay down and die

. | C . . . | F . . . | C . . . | C7 . . .  
I haven't got a nickel and I ain't got a lou-sy dime——  
. | F . . . | . . . | E7 . . .  
She don't come back, I think I'm gonna lose my mind——  
. | F . . . | . . . | C . . . Cmaj7\ C7\ | A7 . . . |  
If she ever comes back to stay ——— it's gonna be a-nother brand new day——ay——  
D7 . . . | G7 . . . | C . . . | G7 . . .  
Walkin' with my baby down by the San Fran-cisco-o Bay——

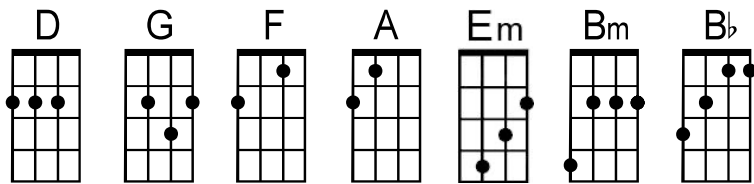
## Harmonica /kazoo instrumental:

. | C . . . | F . . . | C . . . | C7 . . . | F . . . | . . . | C . . . | C7 . . . |  
F . . . | . . . | C . C> Cmaj7> C7> | A7 . . . | D7 . . . | . . . | G7 . . . |

**Verse 2** C . . . F . . . | C . . . | . . . F . . . | C . . . |  
Sittin down looking from my backdoor, ——— wonderin' which way to go——  
F . . . | . . . | C . . . | . . . |  
Wo-man I'm so crazy a-bout she don't love me no more——  
F . . . | . . . | C . C> Cmaj7> C7> | A7 . . . |  
Think I'll catch me a freight train ——— cuz I'm fee-eel—in' blue——ue——  
D7 . . . | . . . | G7 . . . | . . . |  
Ride all the way to the end of the line—— thinkin' only of you——  
  
C . . . F . . . | C . . . | . . . F . . . | C . . . |  
Mean-while livin' in the city ——— just a-bout to go in- sane ———  
F . . . | . . . | E7 . . . | . . . |  
Thought I heard my bab-y, Lord, the way she used to call my name——  
. | F . . . | . . . | C . . . C>Cmaj7>C7> | A7 . . . |  
If she ever comes back to stay ——— its gonna be a-nother bra-and new day——ay——  
D7 . . . | G7 . . . | C . . . | A7 . . . |  
Walkin' with my baby down by the San Fran-cisco-o Bay——  
D7 . . . | G7 . . . | C . C> Cmaj7> C7> | A7 . . . |  
Walkin' with my baby down by the San Fran-cisco-o Bay—— hey, hey, hey hey——  
. | D7 . . . | G7 . . . | C . . . | F\ C\ |  
Yeah walkin' with my baby down by the San Fran-cisco-o Bay——ay

# Please, Please Me (Key of D)

by John Lennon (1962)



To play in original key (E), capo up two frets.

**Intro:**

D 5 4 2 | 0 2 0 | D 5 4 2 | 0 2 0 |

A -----5-4-2-0-2-0-2-  
E -----2-----2-  
C -----  
G -----

(u d u d u d)

D . . . | . . . | G . D . | -- F . G . A . |

Last night I said these words to my— girl—

D . . . | . . . | G . D . | D \ -- -- --

I know you nev-er ev-en try— girl—

A -----5-5-0-  
E -----  
C --2-2-----  
G -----

## Chorus:

G . . . | Em . . . | Bm . . . | G . . .

Come on (come on) come on (come on) come on (come on) come on (come on)

D . . . | G . A . | D . . . | G . A . |

Please, please— me, whoa yeah— like I please you—

(u d u d u d)

D . . . | . . . | G . D . | -- F . G . A . |

You don't need me to show the way— love—

D . . . | . . . | G . D . | D \ -- -- --

Why do I al-ways have to say— love—?

A -----5-5-0-  
E -----  
C --2-2-----  
G -----

## Chorus:

G . . . | Em . . . | Bm . . . | G . . .

Come on (come on) come on (come on) come on (come on) come on (come on)

D . . . | G . A . | D . . . | D \ -- -- --

Please, please— me, whoa yeah— like I please you—

**Bridge:** G . . . |

I don't want to sound com-plaining

A . . . | D . . . | -- D \ G \ D \

But you know there's always rain in my— heart— (in my heart)

G . . . | A . . . | D . . .

I do all the pleasing with you. It's so hard to reason— with you—

G . A . | D . . . | G . A . |

Whoa yeah— why do you make me blue—?

( u d u d u d )

D . . . | . . . . | G . D . | -- F . G . A . |  
 Last night I said these words to my— girl—

D . . . | . . . . | G . D . | D\ -- -- --  
 I know you nev-er ev-en try— girl—

A -----5-5-0--  
 E -----  
 C --2-2-----  
 G -----

**Chorus:**

| G . . . | Em . . . | Bm . . . | G . . .  
 Come on (come on) come on (come on) come on (come on) come on (come on)

| D . . . | G . . . A . . | D . . .  
 Please, please— me, whoa yeah— like I please you—

| G . . . A . . | D . . .  
 Whoa yeah— like I please you—

| G . . . A . . | D\ -- F\ -- | Bb\ -- A\ -- | D\  
 Whoa yeah— like I please you—ou—

**San Jose Ukulele Club**  
 (v1d- 1/19/22)



## Twist and Shout

As recorded by the Beatles

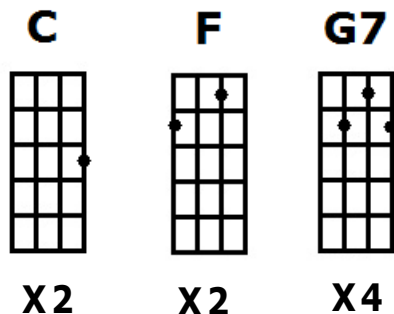
125

### Verse/Chorus Pattern:

**C**                      **F**                      **G7**                      **G7**  
D    D U D    D U    U D U D U D U  
1 + 2 + 3 + 4 + 1 + 2 + 3 + 4 +

### "Ah" Section

**G7**  
D d d D d d D d  
1 + 2 + 3 + 4 +



### Intro: C F G7 G7

### Chorus

Well, shake it up, (**C**)baby, now (**F**)(Shake it up, (**G7**)baby)  
Twist and (**C**)shout ((**F**)Twist and (**G7**)shout)  
C'mon c'mon, cmon, c'mon (**C**)baby, now ((**F**)Come on (**G7**)baby)  
Come on and work it on (**C**)out ((**F**)Work it on (**G7**)out)

### Verse 1

Well work it on (**C**)out, honey ((**F**)Work it on (**G7**)out)  
You know you look so (**C**)good ((**F**)Look so (**G7**)good)  
You know you got me (**C**)goin', now ((**F**)Got me (**G7**)goin')  
Just like I knew you (**C**)would (Like I (**F**)knew you (**G7**)would, woo)

### Chorus 2

Well, shake it up, (**C**)baby, now (**F**)(Shake it up, (**G7**)baby)  
Twist and (**C**)shout ((**F**)Twist and (**G7**)shout)  
C'mon c'mon, cmon, c'mon (**C**)baby, now ((**F**)Come on (**G7**)baby)  
Come on and work it on (**C**)out ((**F**)Work it on (**G7**)out, woo)

### Verse 2

Well you twist you little (**C**)girl ((**F**)Twist, little (**G7**)girl)  
You know you twist so (**C**)fine ((**F**)Twist so (**G7**)fine)  
Come on and twist a little (**C**)closer, now ((**F**)Twist a little (**G7**)closer)  
And let me know that you're (**C**)mine ((**F**)Let me know you're (**G7**) mine, woo)

### Interlude: C F G7 G7 x4

A-----  
E-----5-----3-----0--1-----  
C-----0-----0--5-----2-----  
G-----

### "Ah" Section (play G7 6 times)

### Repeat Chorus 2, Verse 2

### Outro

Well shake it shake it shake it (**C**)baby now ((**F**)shake it up, (**G7**)baby) (x3)

### "Ah" Section (G7 x 3)

Ending: G7///// C x x C

# Oh, Pretty Woman- Roy Orbison

Written by: Roy Orbison

Ukulele

Original Key A= Capo 7

This arrangement Key of D= No Capo

## INTRO

**A** **A**

```

A |-----2-0-|-----2-0-|-----2-0-|-----2-0-|
4 E |-----0-3-|-----0-3-|-----0-3-|-----0-3-|
4 C |-----1-|-----1-|-----1-|-----1-|
G |2-2-|2-2-|2-2-|2-2-|
  1 & 2 & 3 - 1 - 2 - 3 - 1 & 2 & 3 - 1 - 2 - 3 -
  
```

**C=Chuck**

**A** **A** **A** **A**

```

A |-----2-0-|-----2-0-|-----2-0-|-----2-0-|
4 E |-----0-3-|-----0-3-|-----0-3-|-----0-3-|
4 C |-----1-|-----1-|-----1-|-----1-|
G |2-2-|2-2-|2-2-|2-2-|
  1 & 2 & 3 & 4 & 1 & 2 & 3 & 4 & 1 & 2 & 3 & 4 & 1 & 2 & 3 - - -
  
```

(Pretty)

**D** **Bm** **D** **Bm**  
 1. Pretty Woman, Walking down the street, Pretty Woman, The kind I like to meet

**G** **A** **A7** **A**  
 Pretty Woman, I don't believe you You're not the truth 4|1 - 2 - 3 & 4 -|  
 No one can look as good as you 4|D - D - D U D -|

**A** **A** **A** **A**

```

A |-----2-0-|-----2-0-|-----2-0-|-----2-0-|
4 E |-----0-3-|-----0-3-|-----0-3-|-----0-3-|
4 C |-----1-|-----1-|-----1-|-----1-|
G |2-2-|2-2-|2-2-|2-2-|
  1 & 2 & 3 & 4 & 1 & 2 & 3 & 4 & 1 & 2 & 3 & 4 & 1 & 2 & 3 - - -
  
```

(Mercy!) (Pretty)

**D** **Bm** **D** **Bm**  
 2. Pretty Woman, Won't you pardon me, Pretty Woman I couldn't help but see

**G** **A** **A7** **A7** **A**  
 Pretty Woman, You look so lovely as can be, Are you lonely just like me

**A** **A** **A** **A7** **A7**

```

A |-----2-0-|-----2-0-|-----2-0-|-----0-0-|
4 E |-----0-3-|-----0-3-|-----0-3-|-----0-0-|
4 C |-----1-|-----1-|-----1-|-----1-1-1-|
G |2-2-|2-2-|2-2-|2-2-2-2-|
  1 & 2 & 3 & 4 & 1 & 2 & 3 & 4 & 1 & 2 & 3 & 4 & 1 & 2 & 3 4
  
```

(Growl!!)

## BRIDGE

**Gm** **C** **F** **Dm**  
 Pretty Woman stop awhile, Pretty Woman talk awhile

**Gm** **C7** **F**  
 Pretty Woman give your smile to me

**F**

```

|0 - - 3 1 0 - -|0 - - 3 1 0 - -|
4|1 - 1 - - - 3 1|1 - 1 - - - 3 1|
4|0 0 - - - - -|0 0 - - - - -|
  |2 - - - - -|2 - - - - -|
  
```

**Gm** **C** **F** **Dm**  
 Pretty Woman Yeah Yeah Yeah, Pretty Woman look my way

**Gm** **C7** **F** **D**  
 Pretty Woman say you'll stay with me-eee

**D** **Bm** **G** **A** **A7** **Gm** **C** **F** **Dm** **C7**

# Oh, Pretty Woman- Page 2

Bm Gm A  
 Cause I need you I'll treat you right  
 D Bm  
 Come with me baby  
 Gm A  
 Be mine tonight

A A A  
 A |-----2-0-|-----2-0-|-----2-0-|-----  
 4 E |-----0-3-3|-----0-3-3|-----0-3-3|-----0-3-  
 4 C |-----1-|-----1-|-----1-|-----1-  
 G |2-2-|-----2-2-|-----2-2-|-----2-2-

(Pretty)

## OUTRO

D Bm D Bm  
 Pretty Woman Don't walk on by, Pretty Woman Don't make me cry  
 G A A7  
 Pretty Woman Don't walk away hey, okay

A A7 A A  
 If that's the way it must be, okay, I guess I'll go on home. It's late

A7 A|STOP  
 There'll be tomorrow night but wait, what do I see

1 & 2 & 3 - 1 - 2 - 3 - 1 & 2 & 3 - 1 - 2 - 3 -  
 A |-----C---C---C---|-----C---C---C---|  
 3 E |-----0-3-|-----0-3-|-----0-3-|-----0-3-  
 4 C |-----1-|-----1-|-----1-|-----1-  
 G |2-2-|-----2-2-|-----2-2-|-----2-2-

C=Chuck

A  
 Is she walking back to me,

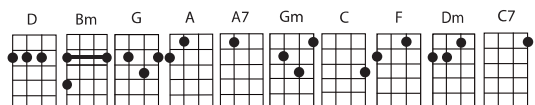
A A A  
 A |-----2-0-|-----2-0-|-----2-0-|  
 4 E |-----0-3-3|-----0-3-3|-----0-3-3|  
 4 C |-----1-|-----1-|-----1-|  
 G |2-2-|-----2-2-|-----2-2-|

A  
 Yeah, she's walking back to me

A A A A  
 A |-----2-0-|-----2-0-|-----2-0-|-----2-0-|  
 4 E |-----0-3-3|-----0-3-3|-----0-3-3|-----0-3-3|  
 4 C |-----1-|-----1-|-----1-|-----1-|  
 G |2-2-|-----2-2-|-----2-2-|-----2-2-|

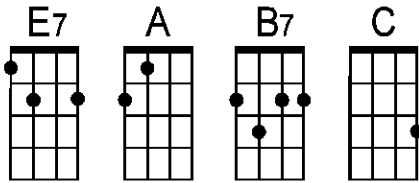
A D D|STOP  
 Oh, ho Pretty Woman!!

A A  
 A |-----2-0-|-----  
 4 E |-----0-3-3|-----0-3-  
 4 C |-----1-|-----1-  
 G |2-2-|-----2-2-|



# I Saw Her Standing There

by Paul McCartney and John Lennon



2

**Intro:** one, two, three, four! E7 . . . | . . . . | . . . . | .  
(sing b)

. | E7 . . . . | . . . . | . | A . . . . | E7 . . .  
Well she was— just se-ven-tee-eeen you know what I mea-ean—  
. | . . . . | . . . . | . | B7 . . . . | . . . . |  
and the way she looked was way be-yond com-par-are—  
E7 . . . . | . . . . | . | A . . . . | C . . .  
How— could I— dance— with an—oth-er— Oh—  
. | E7 . . . . | B7 . . . . | E7 . . . . | . . . .  
When I saw— her— sta—anding there?

. | E7 . . . . | . . . . | . | A . . . . | E7 . . .  
Well, she— looked at— me-e and I— I could see-ee  
. | . . . . | . . . . | . | B7 . . . . | . . . . |  
that be-fore too long I'd fall in love with her—er—  
E7 . . . . | . . . . | . | A . . . . | C . . .  
She— wouldn't dance— with an—oth-er— Oh—  
. | E7 . . . . | B7 . . . . | E7 . . . . | . . . .  
and I saw— her— sta—anding there

. | A . . . . | . . . . | . | . . . . | . . . .  
**Bridge:** Well, my heart— went— boom, when I crossed that— room—  
. | A . . . . | . . . . | . | B7 . . . . | A . . . . | . . . .  
and I held— her— hand— in— mi-i—ine—

. | E7 . . . . | . . . . | . | A . . . . | E7 . . .  
Whoa, we danced through the— ni—ight and we held each oth-er ti—ight  
. | . . . . | . . . . | . | B7 . . . . | . . . . |  
and be-fore too long I fell in love with her—er—  
. | E7 . . . . | . . . . | . | A . . . . | C . . .  
Now, I'll— nev-er dance— with an—oth-er— Oh—  
. | E7 . . . . | B7 . . . . | E7 . . . . | . . . . |  
When I saw— her— sta—anding there

**Instrumental:** E7 . . . . | . . . . | A . . . . | E7 . . . . |  
E7 . . . . | . . . . | B7 . . . . | . . . . |  
E7 . . . . | . . . . | A . . . . | C . . . . | E7 . . . . | B7 . . . . | E7 . . . . | 13 .

**Bridge:** Well, my heart— went— boom, when I crossed that— room—  
and I held— her— hand— in— mi-i————ine————

Whoa, we danced through the— ni—ight and we held each oth—er ti—ight  
and be—fore too long I fell in love with her—er——

Now, I'll— nev—er dance— with an—oth—er—— Oh——

Since I saw— her— sta——anding there

Whoa, since I— saw— her— sta——anding there

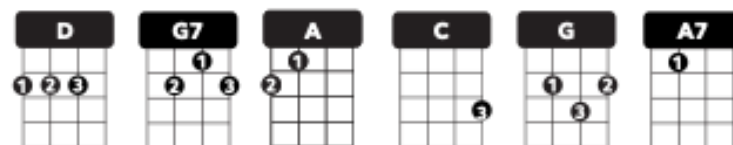
Yeah, well since I— saw— her— sta——anding there—— **A.** . . . **E7\**

# STUCK IN THE MIDDLE WITH YOU

by Stealers Wheel, 1972

Watch the [YouTube Play-Along](#) | Watch the [September 2024 Patreon Live Lesson](#)

Ukulele arrangement by Cynthia Lin, <http://cynthialin.com/ukulele>



chucking strum: [ du Xu du Xu ], X=chuck

to slide on D\*, shift fingers back one fret on last upstrum

INTRO x 4: D D\* D D\*

VERSE D D D D  
Well I don't know why I came here tonight I got the feeling that something ain't right  
G7 G7 D D  
I'm so scared in case I fall off my chair And I'm wondering how I'll get down the stairs  
A [ C - G ] D D  
Clowns to the left of me, Jokers to the right, here I am, Stuck in the middle with you

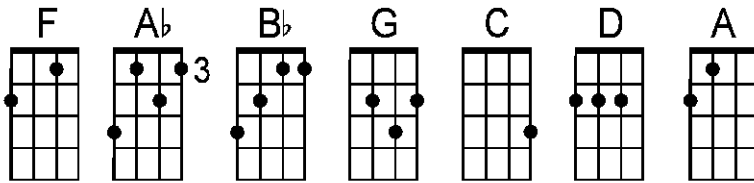
VERSE D D D D  
Yes I'm stuck in the middle with you And I'm wondering what it is I should do  
G7 G7 D D  
It's so hard to keep this smile from my face Losing control, yeah I'm all over the place  
A [ C - G ] D D  
Clowns to the left of me, Jokers to the right, here I am, Stuck in the middle with you

BRIDGE G7 G7 D D  
Well you started out with nothing, and you're proud that you're a self-made man  
G7 G7  
And your friends, they all come crawlin', Slap you on the back and say  
(counts 2 4 2 4) (counts 2 4 2 & 4)  
D/ knock // // A7/ knock // // D D\* D D\*  
Please... Please...

VERSE D D D D  
Trying to make some sense of it all But I can see that it makes no sense at all  
G7 G7 D D  
Is it cool to go to sleep on the floor 'Cause I don't think that I can take anymore  
A [ C - G ] D D  
Clowns to the left of me, Jokers to the right, here I am, Stuck in the middle with you, yeah  
CODA A [ C - G ] D D\*  
Clowns to the left of me, Jokers to the right, here I am, Stuck in the middle with you  
D D\* D D\* //(slide)  
Yes I'm stuck in the middle with you Here I am, stuck in the middle with you

# Sgt. Pepper's Lonely Hearts Club Band (Reprise)

by Paul McCartney and John Lennon (1967)



F . . . | . . . . | . . . . | . . . .

| F . . . . Ab . | Bb . . . F .  
We're Ser-geant Pepper's Lone-ly Hearts Club Band  
| Bb . . . . | F . . . . |

We hope you have en-joyed the show.

F . . . . Ab . | Bb . . . F .  
Sergeant Pepper's Lone-ly Hearts Club Band,  
| G . . . . | C . . . . |

We're sorry but it's time to go.

Bb . . . . | F . . . . |  
Sergeant Pepper's Lone-ly, Sergeant Pepper's Lone-ly,  
G . . . . | D . . . . |  
Sergeant Pepper's Lone-ly, Sergeant Pepper's Lone-ly,

G . . . . Bb . | C . . . G .  
Sergeant Pepper's Lone-ly Hearts Club Band.  
| C . . . . | G . . . .

We'd like to thank you once a - gain.

G . . . . Bb . | C . . . G .  
Sergeant Pepper's one and only Lonely Hearts Club Band  
| A . . . . | D . . . .

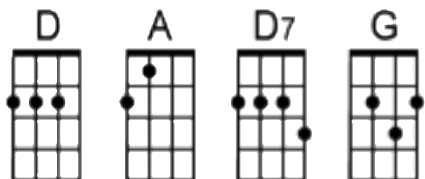
It's getting very near the end.

C . . . . | G . . . . |  
Sergeant Pepper's Lone-ly, Sergeant Pepper's Lone-ly,  
A . . . . | C . . . . | . . . . | G . . . . |  
Sergeant Pepper's Lone-ly Hearts—— Club—— Band! ——

**Outro:** Bb . . . | C . . . | G . . . | G\

# Margaritaville

by Jimmy Buffett (1976)



**Opening riff:**

D . . . | . . . | G . . . | D . . . | . . . |  
 A  
 E—5 5 5 3—5—5 5 5 3—5—7 7 7—5—3—2—  
 C—6—6—6—4—6—6 6 6 4—6—7 7 7—6—4—2—  
 G

(sing a)

D . . . | . . . | . . . | . . . |  
 Nibblin' on sponge cake— watchin' the sun bake—  
 . . . | . . . | A . . . | . . . |  
 All of those tour-ists covered with oil—  
 . . . | . . . | . . . | . . . |  
 Strummin' my **four**-string— on my front porch swing—  
 . . . | . . . | D . . . | D7 . . . |  
 Smell those shrimp, they're be-ginnin' to boil—

**Chorus:** G . . . | A . . . | D . . . | D7 . . . |  
 Wastin' a-way a—gain in Marga-rita-ville—  
 G . . . | A . . . | D . . . | D7 . . . |  
 Searchin' for my lost shaker of salt  
 G . . . | A . . . | D\ — A\ — | G . . . |  
 Some peo-ple claim— there's a wo—man to blame—  
 . . . | A . . . | G . . . | D . . . | . . . |  
 But I know it's nobo-dy's fault

D . . . | . . . | . . . | . . . |  
 Don't know the reason stayed here all season—  
 . . . | . . . | A . . . | . . . |  
 Nothin' is sure but this brand new tat—too—  
 . . . | . . . | . . . | . . . |  
 But it's a real beauty a Mexi-can cutie—  
 . . . | . . . | D . . . | D7 . . . |  
 How it got here I haven't a clue—

**Chorus:** G . . . | A . . . | D . . . | D7 . . . |  
 Wastin' a-way a—gain in Marga-rita-ville—  
 G . . . | A . . . | D . . . | D7 . . . |  
 Searchin' for my lost shaker of salt  
 G . . . | A . . . | D\ — A\ — | G . . . |  
 Some peo-ple claim— there's a wo—man to blame—  
 . . . | A . . . | G . . . | D . . . | . . . |  
 Now I think hell it could be my fault



**Instr:** D . . . | . . . . | . . . . | . . . . |  
D . . . | . . . . | **A** . . . | . . . . |  
**G** . . . | **A** . . . | **D\** -- **A\** -- | **G** . . . |  
**A** . . . | **G** . . . | **D** . . . | . . . . |  
**D** . . . | . . . . | . . . . | . . . . |  
I blew out my flip-flop— stepped on a pop-top—  
. . . | . . . . | **A** . . . | . . . . |  
Cut my heel had to cruise on back home—  
. . . | . . . . | . . . . | . . . . |  
But there's booze in the blender— and soon it will render—  
. . . | . . . . | **D** . . . | **D7** . . . |  
That fro—zen con-coction that helps me hang on—

**Chorus:** **G** . . . | **A** . . . | **D** . . . | **D7** . . . |  
Wastin' a-way a—gain in Marga-rita-ville—  
**G** . . . | **A** . . . | **D** . . . | **D7** . . . |  
Searchin' for my lost shaker of salt  
**G** . . . | **A** . . . | **D\** -- **A\** -- | **G** . . .  
Some peo-ple claim— there's a wo—man to blame—  
. . . | **A** . . . | **G** . . . | **D** . . . |  
But I know it's my own damn fault  
. . . | **G** . . . | **A** . . . | **D\** -- **A\** -- | **G** . . .  
Yes and— some peo-ple claim that there's a wo—man to blame—  
. . . | **A** . . . | **G** . . . | **D** . . . | . . . . | **G** . . . | **D\**  
And I know it's my own damn fault

A —————  
E ~~5-5-5-3~~ 5 ~~5-5-5-3~~ 5 ~~7-7-7~~ 5 ~~3-2~~  
C ~~6-6-6-4~~ 6 ~~6-6-6-4~~ 6 ~~7-7-7~~ 6 ~~4-2~~  
G —————

**San Jose Ukulele Club**

(v5c - 5/16/23)

# Heartache Tonight- The Eagles

Original Key G= No capo

Written by: Henley/Glenn Frey/Bob Seger/J.D.Souther

## INTRO

| 1 & - - 3 & - & | 1 | STOP | |  
| Bb F F C C | G | STOP | |

(G)acapella (Em) (G) (Em)  
1. Somebody's gonna hurt someone before the night is through  
(G) (C) (G) (D)

Somebody's gonna come undone, there's nothing we can do. Verse rhythm  
G Em G Em 4 | 1 & - & 3 - 4 - |  
Everybody wants to touch somebody, if it takes all night. 4 | D U - U D - D - |  
G C G D  
Everybody wants to take a little chance, make it come out right. Chorus rhythm  
4 | 1 & 2 & 3 & 4 & |  
4 | D U C U D U C U |

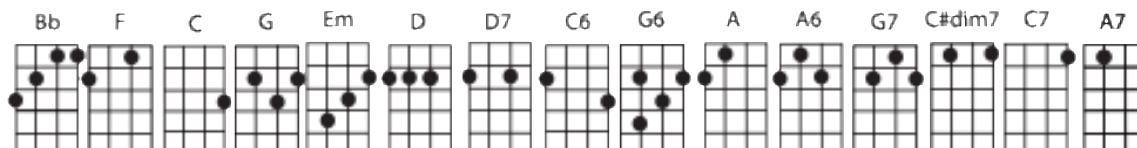
## CHORUS

D7 C C6 C C6 C C6 C C6 G G6 G G6 G G6  
There's gonna be a heartache tonight, a heartache tonight I know.  
G G6 C C6 C C6 C C6 C C6 A A6 A  
There's gonna be a heartache tonight, a heartache tonight I know.  
A6 D D6 D D6  
Lord, I know.

G Em G Em  
2. Some people like to stay out late, Some folks can't hold out that long.  
G C G D  
But no-body wants to go home now, there's too much going on.  
G Em G Em  
This night is gonna last forever, last all, last all summer long.  
G C G D D7  
Sometime before the sun comes up, the radio is gonna play that song.

## CHORUS

D7 C C6 C C6 C C6 C C6 G G6 G G6 G G6  
There's gonna be a heartache tonight, a heartache tonight I know.  
G G6 C C6 C C6 C C6 C C6 A A6 A  
There's gonna be a heartache tonight, a heartache tonight I know.  
A6 D D6 D D6  
Lord, I know.



# Heartache Tonight- Page 2

## BRIDGE

D G G7  
 There's gonna be a heartache tonight, the moon's shining bright,  
 C7 C#dim7  
 so turn out the light, and we'll get it right.  
 G G6 G G6 D7 | G | G |  
 There's gonna be a heartache tonight, a heartache tonight I know.

|Bb F F C | G G6 G G6 |Bb F F C | G G6 G G6 |  
 |Bb F F C | G G6 G G6 |Bb F F C | G|STOP |

(G)acapella (Em) (G) (Em)  
 1. Somebody's gonna hurt someone before the night is through  
 (G) (C) (G) (D)  
 Somebody's gonna come undone, there's nothing we can do.  
 G Em G Em  
 Everybody wants to touch somebody, if it takes all night.  
 G C G D D7  
 Everybody wants to take a little chance, make it come out right.

## CHORUS

D7 C C6 C C6 C C6 C C6 G G6 G G6 G G6  
 There's gonna be a heartache tonight, a heartache tonight I know.  
 G G6 C C6 C C6 C C6 C C6 A A6 A  
 There's gonna be a heartache tonight, a heartache tonight I know.  
 A6 D D6 D D6  
 Let's go !!

## OUTRO

G G6 G G6 G7  
 We can beat around the bushes, we can get down to the bone,  
 C7 C#dim7  
 we can leave it in a parking lot but either  
 G G6 G G6 D7 | G G6 G G6 |C |  
 There's gonna be a heartache tonight, a heartache tonight, I know.  
 G G6 G G6 D7 | G G6 G G6 |G G6 G G6|  
 There'll be a heartache tonight, a heartache tonight, I know .Wooo hooo!

|Bb F F C | G G6 G G6 |Bb F F C | G G6 G G6 |  
 |Bb F F C | G G6 G G6 |Bb F F C | G|END

