



Peninsula Ukulele Group

Connect • Learn • Have Fun

Uke University

A one time lesson for beginners - FREE

Have you ever wanted to play the ukulele? Maybe you have a new uke and aren't sure where to begin, or you'd love to meet fellow music lovers in the growing ukulele community.



If so, join our beginner-friendly class! We'll start with the basics - tuning, strumming, and learning chords - and by the end, you'll be playing your first song. It's a relaxed, supportive space, perfect for anyone who's just starting out.

All ages are welcome; come join the fun and discover the joy of playing the ukulele!

Class size is limited to 15

Wednesday, Jan 22, 2025
6-7:30pm

San Carlos Library



Join us on Meetup.com

Register for this class - it's free!



www.peninsulaukulelegroup.com

Uke University for Beginners

Welcome to the Ukulele Community!

Prerequisites: Please bring a Ukulele & Tuner

You can check on out at the Library

Get to know your ukulele: Sizes and Uke parts
How to tune: tuners, standard vs linear, high/low G
How to strum: downstrum, DUDU

Your first chords-

1 finger chords: C Am

2 finger chords: F

3 finger chords: G G7

Chord Transitions: C/Am, C/F, C/G, C/F/G

Play your first song!- Row, Row, Row Your Boat

Beginner Resource Sheet

Peninsula Ukulele Group

www.meetup.com/peninsulaukulelegroup or

www.peninsulaukulelegroup

Homework: watch Uke Minutes episode #100

“How to play ukulele in 5 minutes” on Youtube

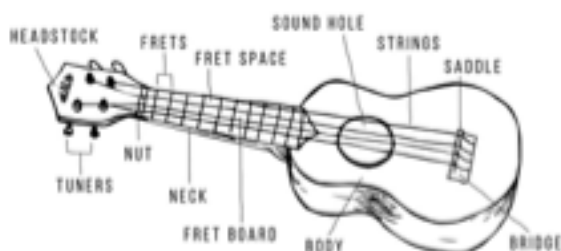
<https://www.youtube.com/watch?v=Ad4MpwnZFdY>

Your first ukulele lesson

Step 1. Get to know your uke

On the diagram to the right, find the **strings**, **frets**, and **tuners**.

Locate each of these on your ukulele. We'll use all of those today!



Step 2. Tuning your ukulele

The ukulele has four strings, tuned to G, C, E, A, in one of two ways:

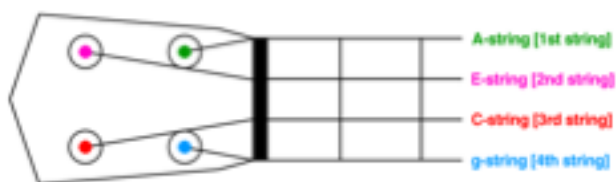
High G, reentrant

- The classic Hawaiian sound. On the right.

Low G

- A fuller, but less traditional, sound.

Easiest tuner app: The *Kala Tuner*, available on iOS & Android. This tuner shows you exactly what knob to turn, making it perfect when you are getting started and your uke is very out of tune.



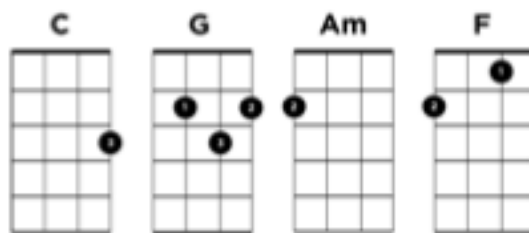
Step 3. Your first chords - C, G, Am, F

[Learn](#)

[Play a chord progression](#)

C	C
Am	C, Am
F	C, Am, F
G	C, G, Am, F

We will play each of these, four strums per chord.



Step 4. Your first song

Congratulations, you've learned your first four chords! This exact chord progression (C, G, Am, F) appears in many songs, including those on the right.

I'm Yours - Jason Mraz
You Belong With Me - Taylor Swift
Hey Soul Sister - Train
Don't Stop Believing - Journey
Can You Feel the Love Tonight - Elton John
With Or Without You - U2
Take On Me - a-ha
It's My Life - Bon Jovi
Someone Like You - Adele

UKULELE CHORD CHART

C CHORD FAMILY

<p>C</p>	<p>F</p>	<p>G7</p>	<p>Am</p>
-----------------	-----------------	------------------	------------------

G CHORD FAMILY

<p>G</p>	<p>C</p>	<p>D7</p>	<p>Em</p>
-----------------	-----------------	------------------	------------------


F CHORD FAMILY

<p>F</p>	<p>B^b</p>	<p>C7</p>	<p>○ = OPEN STRING</p>
-----------------	-----------------------------	------------------	------------------------



Row, Row, Row Your Boat

Key
Of F

**Row, Row, Row
Your Boat**



F F F F
Row, row, row your boat
F F F F
Gently down the stream
F F F F
Merrily, merrily, merrily, merrily
C C F
Life is but a dream



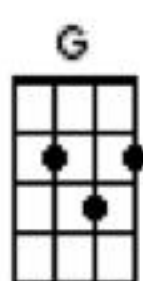
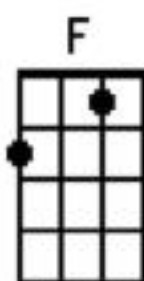
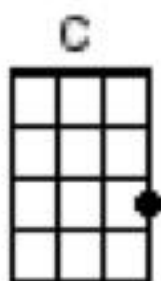
Key
Of C

C
Row, row, row your boat

C
Gently down the stream

C
Merrily, merrily, merrily, merrily

G C
Life is but a dream



Happy Birthday

Key of C:

The diagrams show the following chord shapes: C (x32010), G7 (x20302), C7 (x32010), and F (x33211).

C G7 C
Happy Birthday to you, happy birthday to you,
C7 F C G7 C~~~
Happy Birthday dear-----, Happy Birthday to you!

Key of G:

The diagrams show the following chord shapes: G (x20302), D7 (x020202), G7 (x20302), and C (x32010).

G D7 G
Happy Birthday to you, happy birthday to you,
G7 C G D7 G~~~
Happy Birthday dear-----, Happy Birthday to you!

Key of D:

The diagrams show the following chord shapes: D (x02320), A7 (x020202), D7 (x02320), and G (x20302).

D A7 D
Happy Birthday to you, happy birthday to you,
D7 G D A7 D~~~
Happy Birthday dear-----, Happy Birthday to you!

Key of F:

The diagrams show the following chord shapes: F (x33211), C7 (x32010), F7 (x33211), and Bb (x21202).

F C7 F
Happy Birthday to you, happy birthday to you,
F7 Bb F C7 F~~~
Happy Birthday dear-----, Happy Birthday to you!

Larry Shaw,
Organizer
Co-Organizers:
Linda Cook
Glenn Lew
Astrid Jacob



www.meetup.com/Peninsula-Ukulele-Group

Meetups
At San Carlos
Library,
4th Wed 6-7:30p

Beginners Ukulele Lesson/Resource Packet

Learn to Play:

Ukulele Underground
Uke Minutes #100/Youtube
www.ukuleleunderground.com

The Ukulele Teacher
www.youtube.com

Cynthia Lin (Youtube)
www.cynthialin.com

Ukulenny (Youtube)
www.ukulenny.com

Ukulele Mike
www.youtube.com

Craig Chee & Sarah Maisel
www.CheeMaisel.com

SongBooks:

Jim's Ukulele Songbook
www.ozbcoz.com

San Jose Ukulele Club
www.sanjoseukeclub.org

Bytown Ukulele Group
www.bytownukulele.ca

UkeStuff/Video Playalongs
<https://ukestuff.wordpress.com/video-play-alongs/>

PUGs Music Library
Peninsula Ukulele Group
www.meetup.com/Peninsula-Ukulele-Group
[\(link at bottom of About Us\)](#)