



**The Beatles & Friends
Sat June 28, 2025; 2-4 pm**

- 1. You're Sixteen**
- 2. Help!- Owen**
- 3. Ob La Di, Ob La Da- Owen & Noelle**
- 4. All My Loving-Owen & Noelle**
- 5. I've Just Seen A Face- Owen & Noelle**
- 6. Two of Us-Linda & Kevin**
- 7. Blackbird- Glenn**
- 8. Norwegian Wood**
- 9. Something**

*****Take a 5 min Break*****

- 10. Here Comes The Sun-Owen & Noelle**
- 11. While My Guitar Gently Weeps- Glenn**
- 12. Between the Devil and the Deep Blue Sea**
- 13. In My Life- Kevin & Linda**
- 14. Lady Madonna- Kevin & Linda**
- 15. Oh, Darling**
- 16. All You Need Is Love**
- 17. Sgt Pepper's Lonely Hearts Club Band**
- 18. Happy Trails/Aloha Oe**

You're Sixteen

key:C, artist:Ringo Starr writer:Robert B. Sherman and Richard M. Sherman

https://www.youtube.com/watch?v=4x19vy_9aFc Capo 1

Intro: **[C]** x 2

You come **[C]** on like a dream, **[E7]** peaches and cream,
[F] Lips like strawberry **[C]** wine.
You're six **[D7]**teen, you're **[G7]** beautiful and you're **[C]** mine.
[Gaug]

You're all **[C]** ribbons and curls, **[E7]** ooh, what a girl,
[F] Eyes that twinkle and **[C]** shine.
You're six **[D7]**teen, you're **[G7]** beautiful and you're **[C]** mine

[E7] You're my baby, you're my pet,
[A7] We fell in love on the night we met.
You **[D7]** touched my hand, my heart went pop,
And **[G7]** ooh, when we kissed, I **[Gaug]** could not stop.

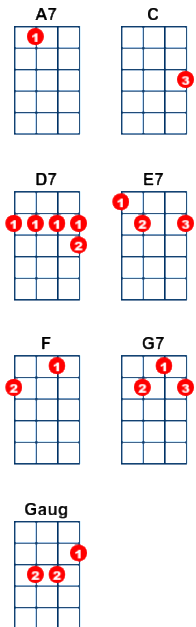
You walked **[C]** out of my dreams, **[E7]** into my arms,
[F] Now you're my angel di**[C]**vine.
You're six **[D7]**teen, you're **[G7]** beautiful and you're **[C]** mine. **[G7]**

[C]/// **[E7]**/// **[F]**/// **[C]**/// (Kazoo to play melody)
You're six **[D7]**teen, you're **[G7]** beautiful and you're **[C]** mine.

[E7] You're my baby, you're my pet,
[A7] We fell in love on the night we met.
You **[D7]** touched my hand, my heart went pop,
And **[G7]** ooh, when we kissed, I **[Gaug]** could not stop.

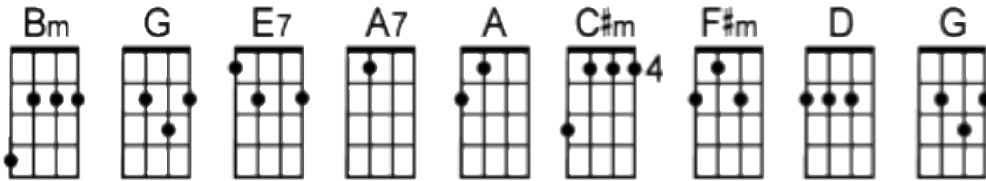
You walked **[C]** out of my dreams, **[E7]** into my arms
[F] Now you're my angel di**[C]**vine.
You're six **[D7]**teen, you're **[G7]** beautiful and you're **[C]** mine. **[A7]**
You're six **[D7]**teen, you're **[G7]** beautiful and you're **[C]** mine. **[A7]**

Well, you're six **[D7]**teen, you're **[G7]** beautiful and you're **[C]** mine.
All **[D7]** mine, all **[G7]** mine, all **[C]** mine x 3
[G7] **[C]**



Help!

by John Lennon and Paul McCartney (1965)



(sing b)

Intro: Bm \ — — — | — — — — — | G \ — — — — — | — — — — — |
Help — I need some-bo-dy Help — not just any-bo-dy
E7 \ — — — — — | — — — — — | A7 | |
Help — you know I need some-o-ne He-e-elp — — — — — !

(sing c#)

A | | C#m | |
When I was young-er, so much young-er than to-day — — — — —
When — — — — — when I was young I never -

F#m | | D . G . | A |
I never need-ed an-y-bo-dy's help in an-y way —
need — — — — —

A | | C#m | |
But now these days are gone, I'm not so self-as-sured
Now — — — — — these days are gone and now I -

F#m | | D . G . | A |
Now I find I've changed my mind, I've o-pen-ed up the doors
find — — — — —

Bridge: Bm | | | |
Help me if you can, I'm feel-ing dow—ow—own
. | G | | | |
and I do ap-pre-ci-ate you be-ing 'rou—ou—ound
E7 | | | |
Help me get my feet back on the grou—ou—ound
. | A7 \ — — — — | — — — — — | A | |
Won't you please — — — — please he-elp me — — — — ?

A | | C#m | |
And now my life has changed in oh, so man-y ways
Now — — — — — my life has changed my in-de-

F#m | | D . G . | A |
My in-de-pen-dence seems to van-ish in the haze —
pen — — — — — dence

A | | C#m | |
But ev'-ry now and then I feel so in-se-cure
But — — — — — now and then I know that -

F#m | | D . G . | A |
I know that I just need you like I've nev-er done be-fore —
I — — — — —

Bridge: Bm . . . | . . . | . . . | . . .
 Help me if you can, I'm feel-ing dow—ow—own
 . | G . . . | . . . | . . . | . . .
 and I do ap-pre-ci-ate you be-ing 'rou—ou—ound
 E7 . . . | . . . | . . . | . . .
 Help me get my feet back on the grou—ou—ound
 . . . | A7\ --- --- | --- --- | A . . . | . . .
 Won't you please— please he-elp me—?

A\ --- --- | --- --- | C#m\ --- --- | --- ---
 When I was young-er, so much young -er than to-day—

F#m\ --- --- | --- --- | D\ --- G\ --- | A . . . |
 I never need-ed an-y-bo-dy's help in an-y way—

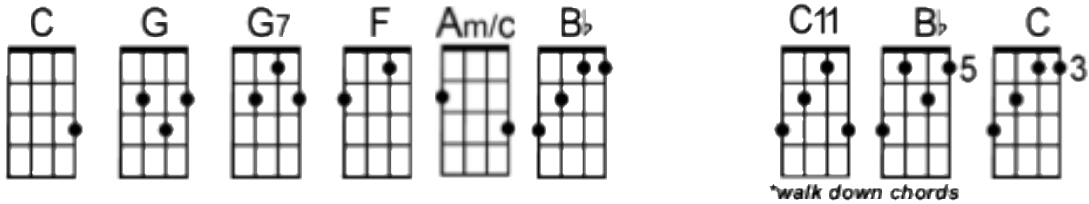
A . . . | . . . | C#m . . . | . . . |
 But now these days are gone, I'm not so self-as-sured
 Now— these days are gone and now I -

F#m . . . | . . . | D . G . | A . . . |
 Now I find I've changed my mind, I've o-pen-ed up the doors—
 find—

Bridge: Bm . . . | . . . | . . . | . . .
 Help me if you can, I'm feel-ing dow—ow—own
 . | G . . . | . . . | . . . | . . .
 and I do ap-pre-ci-ate you be-ing 'rou—ou—ound
 E7 . . . | . . . | . . . | . . .
 Help me get my feet back on the grou—ou—ound
 . . . | A7\ --- --- | --- --- | A .
 Won't you please— please he-elp me—
 . . . | F#m . . . | A\ --- --- | F#m\
 He-elp me— he-elp me—e— ooh—

Ob-La-Di Ob-La-Da (Key of C)

by Paul McCartney (1968)



Intro: (*piano*) C . . . | . . . | . . . | . . . | . . . |
 (*sing e*)

C | G | G7 | C |
 Desmond has a barrow in the market place, Molly is the singer in a band
 | F |
 Desmond says to Molly "Girl, I like your— face"
 | C | G | C |
 And Molly says this as she takes him by the hand

Chorus: | C | G | Am/c |
 O b-la-di o'b-la-da, life goes on— brah—!
 C | G | C |
 La la how that life goes— on
 | C | G | Am/c |
 O b-la-di o'b-la-da, life goes on— brah—!
 C | G | C |
 La la how that life goes— on

C | G | G7 | C |
 Desmond takes a trolley to the jewelry store, buys a twenty carat golden ring
 | F |
 Takes it back to Molly waiting at the— door
 | C | G | C |
 And as he gives it to her she be-gins to sing

Chorus: | C | G | Am/c |
 O b-la-di o'b-la-da, life goes on— brah—!
 C | G | C |
 La la how that life goes— on
 | C | G | Am/c |
 O b-la-di o'b-la-da, life goes on— brah—!
 C | G | C |
 La la how that life goes— on

Bridge: F | | C* | Bb* | C* | Bb |
 In a couple of years, they have built a home sweet home

F | |
 With a couple of kids running in the yard
 | C | G |
 Of Desmond and Mol-ly Jones (*ha ha ha ha*)

walk down riff

A	7-7	7-5	5-5	5-3	3-3	3-1	1----
E							
C	7-7	7-5	5-5	5-4	4-4	4-2	2----
G							

C | **G** | **G7** | **C** |
 Happy ever after in the market place, Desmond lets the children lend a hand
 | **F** |
 Molly stays at home and does her pretty— face
 | **C** | **G** | **C** |
 and in the evening she's still singing with the band. Yeah!

Chorus: O b-la - di o'b-la - da, life goes on— brah—!
C | **G** | **C** |
 La la how that life goes— on
 | **C** | **G** | **Am/c** |
 O b-la - di o'b-la - da, life goes on— brah—!
C | **G** | **C** |
 La la how that life goes— on

Bridge: In a couple of years, they have built a home sweet home
F | | **C*** . **Bb*** . | **C*** . **Bb** . |
 With a couple of kids running in the yard
F | |
 Of Desmond and Mol-ly Jones (ha ha ha ha)
C | **G** | **C** |

walk down riff

A -7-7---7-5-5---5-3-3---3-1-1-----
 E -----
 C -7-7---7-5-5---5-4-4---4-2-2-----
 G -----

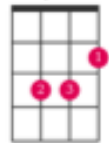
C | **G** | **G7** | **C** |
 Happy ever after in the market place, Molly lets the children lend a hand
 | **F** |
 Desmond stays at home and does his pretty— face
 | **C** | **G** | **C** |
 and in the evening she's a singer with the band. Yeah!

Chorus: O b-la - di o'b-la - da, life goes on— brah—!
C | **G** | **C** |
 La la how that life goes— on Yeah!
 | **C** | **G** | **Am/c** |
 O b-la - di o'b-la - da, life goes on— brah—!
C | **G** | **C** |
 La la how that life goes— on

. | **Am** | **G7** | **C** **C**
 And if you want some fun— sing ob-la - di-bla-da—!

All My Loving (key of G)

G+



Verse 1 (triplets or swing island strum)

Close your **[Am]**eyes and I'll **[D7]**kiss you, to**[G]**morrow I'll **[Em]**miss you
Re**[C]**member I'll **[Am]**always be **[F]**true **[D7]**
And then **[Am]**while I'm a**[D7]**way I'll write **[G]**home every**[Em]**day
And I'll **[C]**send all my **[D]**loving to **[G]**you **[G\ break]**

Verse 2

I'll pre**[Am]**tend that I'm **[D7]**kissing, the **[G]**lips I am **[Em]**missing
And **[C]**hope that my **[Am]**dreams will come **[F]**true **[D7]**
And then **[Am]**while I'm a**[D7]**way I'll write **[G]**home every**[Em]**day
And I'll **[C]**send all my **[D]**loving to **[G]**you **[G\ break]**

Chorus (strum D-D--UD-)

All my **[Em]**loving **[G+]**I will send to **[G]**you **[G]**
All my **[Em]**loving, **[G+]**darling I'll be **[G]**true **[G\ break]**

[Solo]

| C | % | G | % | Am | D | G | G\ |

[Verse 3]

Close your **[Am]**eyes and I'll **[D7]**kiss you, to**[G]**morrow I'll **[Em]**miss you
Re**[C]**member I'll **[Am]**always be **[F]**true **[D7]**
And then **[Am]**while I'm a**[D7]**way I'll write **[G]**home every**[Em]**day
And I'll **[C]**send all my **[D]**loving to **[G]**you **[G\ break]**

[Chorus]

All my **[Em]**loving **[G+]**I will send to **[G]**you **[G]**
All my **[Em]**loving, **[G+]**darling I'll be **[G]**true **[G\ break]**

[Coda]

All my **[Em]**loving
All my **[G]**loving
Ooh, ooh, all my **[Em]**loving
I will send to **[G]**you **[G\ stop]**

I've Just Seen A Face Beatles

Hear this song at: http://www.youtube.com/watch?v=SbKGsEK_T9g (play along with capo at 4th fret)

From: Richard G's Ukulele Songbook www.scorpex.net/Uke

[F] I've just seen a face I can't forget the time or place

Where we just [Dm] met

She's just the girl for me and I want all the world to see

We've [Bb] met mm mm [C7] mm mmm [F] mm

[F] Had it been another day I might have looked the other way

And [Dm] I'd have never been aware but as it is

I'll dream of her to [Bb] night di di [C7] di di n [F] di

[C7] Falling yes I am [Bb] falling

And she keeps [F] calling [Bb] me back a [F] gain

[F] I have never known the like of this I've been alone

And I have [Dm] missed things and kept out of sight

But other girls were never quite

Like [Bb] this di di [C7] di di n [F] di

[C7] Falling yes I am [Bb] falling

And she keeps [F] calling [Bb] me back a [F] gain

[F] I've just seen a face I can't forget the time or place

Where we just [Dm] met

She's just the girl for me and I want all the world to see

We've [Bb] met mm mm [C7] mm di n [F] di

[C7] Falling yes I am [Bb] falling

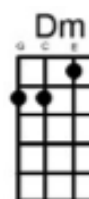
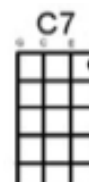
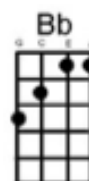
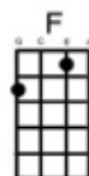
And she keeps [F] calling [Bb] me back a [F] gain

[C7] Falling yes I am [Bb] falling

And she keeps [F] calling [Bb] me back a [F] gain

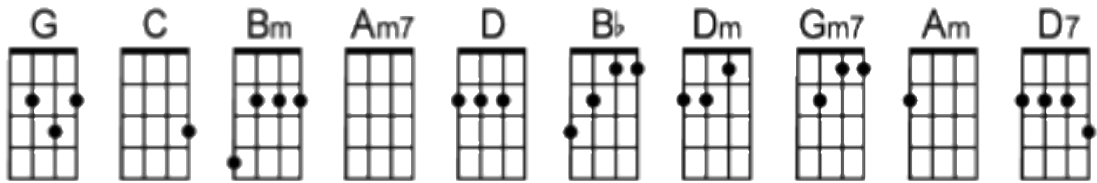
Oh [C7] falling yes I am [Bb] falling

And she keeps [F] calling [Bb] me back a [F] gain



Two of Us

by John Lennon and Paul McCartney (1969)



riff:

1 & 2 & . & 4 &

A — 2 — 2 — 2 — 0 | — 2 — 2 — 2 — 0 | **G** — 2 — 2 — 2 — 0 | — 2 — 2 — 2 — 0 |

E — — — — — 0 | — — — — — 0 | — — — — — 0 | — — — — — 0 |

C — 2 — 2 — 2 — — | — 2 — 2 — 2 — — | — 2 — 2 — 2 — — | — 2 — 2 — 2 — — |

G — — — — — — | — — — — — — | — — — — — — | — — — — — — |

(sing ^BG)

G . . . | . . . | . . . | . . . |

Two of us rid—ing no—where spend—ing some—one's—

C . **Bm** . | **Am7** . . . |

hard— earned— pay—

G . . . | . . . | . . . | . . . |

You and me Sun—day driv—ing not a—rriving

C . **Bm** . | **Am7** . . . | **G** . . . | **D**

on— our— way— back— home— (b c d)

. **C** \ | **G** . . . | **D** . . . **C** \ | **G** . . .

We're on our way home— (b c d) we're on our way home

. | **C** \ — — | **G** \ — — — — (pause)

(a b c) We're going home—

riff:

1 & 2 & . & 4 &

A — 2 — 2 — 2 — 0 | — 2 — 2 — 2 — 0 | **G** — 2 — 2 — 2 — 0 | — 2 — 2 — 2 — 0 |

E — — — — — 0 | — — — — — 0 | — — — — — 0 | — — — — — 0 |

C — 2 — 2 — 2 — — | — 2 — 2 — 2 — — | — 2 — 2 — 2 — — | — 2 — 2 — 2 — — |

G — — — — — — | — — — — — — | — — — — — — | — — — — — — |

G . . . | . . . | . . . | . . . |

Two of us send—ing post—cards, writ—ing let—ters

C . **Bm** . | **Am7** . . . |

on— my— wall—

G . . . | . . . | . . . | . . . |

You and me burn—ing matches— lift—ing latches—

C . **Bm** . | **Am7** . . . | **G** . . . | **D**

on— our— way— back— home— (b c d)

. **C** \ | **G** . . . | **D** . . . **C** \ | **G** . . .

We're on our way home— (b c d) we're on our way home

. | **C** \ — — | **G** \ — — — — (pause)

(a b c) We're going home—

Bridge:

(*drumbeats) * * * * * | . . . | **Bb** \ — — — — | **Dm** \ — — — — |

Long—er than the road— that stretch—es out a—he— ead—

Gm7 . . . | **Am** . . . | . . . | **D7** . . .

G . . . | | . . . |
Two of us wear-ing rain-coats, stand-ing solo—

C . **Bm** . | **Am7** . . . |
in— the— sun—

G | | |
You and me chas-ing pa—per, get-ting no-where

C . **Bm** . | **Am7** . . . | **G** . . . | **D**
on— our— way— back— home— (b c d)

. **C** | **G** . . . | **D** . . . **C** | **G** .
We're on our way home— (b c d) we're on our way home

. | **C** --- | **G** --- --- --- (pause)
(a b c) We're going home—

Bridge: . . . | | **Bb** --- --- --- | **Dm** --- --- --- |
(*drumbeats) * * * * * You and— I have memo-ries

Gm7 | **Am** | | **D7**
Long-er than the road— that stretch-es out a-he— ead—

G | | |
Two of us wear-ing rain-coats, stand-ing solo—

C . **Bm** . | **Am7** . . . |
in— the— sun—

G | | |
You and me chas-ing pa—per, get-ting no-where

C . **Bm** . | **Am7** . . . | **G** . . . | **D**
on— our— way— back— home— (b c d)

. **C** | **G** . . . | **D** . . . **C** | **G** .
We're on our way home— (b c d) we're on our way home

. | **C** --- | **G** --- --- --- (---Hold---)
(a b c) We're going home—

riff: 1 & 2 & . & 4 & | G | | |
A —2—2—2—2— | —2—2—2—2— | —2—2—2—2— | —2—2—2—2— |
E ——————0— | ——————0— | ——————0— | ——————0— |
C —2—2—2—2— | —2—2—2—2— | —2—2—2—2— | —2—2—2—2— |
G —————— | —————— | —————— | —————— | (repeat)

. . . . | **G** |
(spoken).....we're going home.....

. . . . | | | (fade out)
better be-lieve it.....good-bye
(whistle—————)

Blackbird- The Beatles

Original Key G= No capo

Written by: John Lennon & Paul McCartney

INTRO

| G Am G/B | G G |

G Am G/B | G G |

1. Blackbird singing in the dead of night

C A7 D B7 Em Gaug G G(b5) C Cm

Take these broken wings and learn to fly All your life

G/B A D7sus4 G

You were only waiting for this moment to arise

INSTRUMENTAL

| C G/B A | D7sus4 G |

G Am G/B | G G |

2. Blackbird singing in the dead of night

C A7 D B7 Em Gaug G G(b5) C Cm

Take these sunken eyes and learn to see All your life

G/B A D7sus4 G

You were only waiting for this moment to be free

CHORUS

F C/E Dm C Bb6 C* F Em Dm C Bb6 A

Blackbird, fly Blackbird, fly

D7sus4 | G Am G/B | G G |

Into the light of the dark black night

Strum Pattern 1 (In black)

| 1 & |

| T D |

T=Thumb or index bass note

INSTRUMENTAL

| C A7 D B7 | Em Gaug | G G(b5) |

| C Cm | G/B A | D7sus4 G |

Strum Pattern 2 (In red)

| 1 - & a 2 e & - |

| T - D U D U D - |

T=Thumb or index bass note

CHORUS

F C/E Dm C Bb6 C* F Em Dm C Bb6 A

Blackbird, fly Blackbird, fly

D7sus4 G Am G/B

Into the light of the dark black night

INSTRUMENTAL 2

| G G (Slow) | G (Slower) G | STOP |

| G Am G/B C | G/B Am D7sus4 |

G Am G/B G G

1. Blackbird singing in the dead of night

C A7 D B7 Em Gaug G G(b5) C Cm

Take these broken wings and learn to fly All your life

G/B A D7sus4 G

You were only waiting for this moment to arise

OUTRO

C G/B A D7sus4 G

You were only waiting for this moment to arise

C G/B A D7sus4 G | END

You were only waiting for this moment to arise



Norwegian Wood (Key of D)

by John Lennon (1965)

(6/8 time)

Intro: D | | . . . C . CMaj7\ | D\ |

Sitar riff:

A 0 2 0 | | . . . C . CMaj7\ | D\ |

E 3 2 0 3 2 3

C 2 0

Low G 4 2

(Sing a)

D | | . . . C . CMaj7\ | D |
I once had a girl, or should I say, she once had me

D | | . . . C . CMaj7\ | D |
She showed me her room, is-n't it good— Nor-we-gian wood—

| Dm | | G | |
She asked me to stay and she told me to sit an-y where

| Dm | | Em7 | A7 |
So I looked a-round and I no-ticed there was-n't a chair

D | | . . . C . CMaj7\ | D |
I sat on a rug, bid-ing my time, drink-ing her wine

D | | . . . C . CMaj7\ | D |
We talked un-til two, and then she said, 'It's time for bed'

D | | . . . C . CMaj7\ | D\ |

A 0 2 0 | | . . . C . CMaj7\ | D\ |

E 3 2 0 3 2 3

C 2 0

Low G 4 2

D | | . . . C . CMaj7\ | D\ |

A 0 2 0 | | . . . C . CMaj7\ | D\ |

E 3 2 0 3 2 3

C 2 0

Low G 4 2

| Dm | | G | |
She told me she worked in the morn-ing and start-ed to laugh

| Dm | | Em7 | A7 |
I told her I did-n't then crawled off to sleep in the bath!

D | | . . . C . CMaj7\ | D |
And when I a-woke, I was a-lone, this bird had flown

D | | . . . C . CMaj7\ | D |
So I lit a fire, is-n't it good, Nor-we-gian wood

D | | . . . C . CMaj7\ | D\ |

A 0 2 0 | | . . . C . CMaj7\ | D\ |

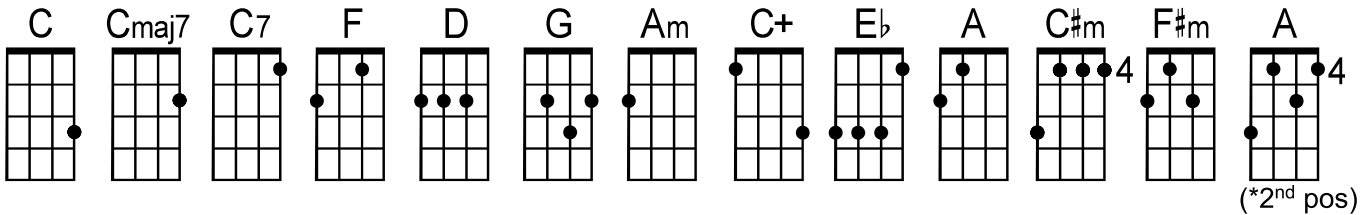
E 3 2 0 3 2 3

C 2 0

Low G 4 2

Something

by George Harrison



Intro: A | -1- -2- -3- ""4"" | F ' F/c ' Eb\ G\ |
Drum 0—3—0—1—2—

C | Cmaj7 | C7 | F . . . Am |
 Something in the way she moves— At-tracts me like no other lover—

D | G | Am C+
 Something in the way she woo—oos me— I don't want to leave her now—

| C D | F . . . Eb\ G\ |
 You know I be-lieve and ho-ow—

C | Cmaj7 | C7 | F . . . Am |
 Somewhere in her smile she knows— that I don't need no other lover—

D | G | Am C+
 Something in her style tha-at sho-ows me I don't want to leave her now—

| C D | F . . . Eb\ G\ | A |
 You know I be-lieve and ho-ow—

Bridge:

*A C#m | F#m . . . A . . . | D . . . G . . . | A |
 You're asking me will my love grow— I don't kno-ow |— don't know

*A C#m | F#m . . . A . . . | D . . . G . . . | C . . . ' . . ' |
 You stick a-round and it may show— I don't kno-ow |— don't know

Instr: C | Cmaj7 | C7 | F |

D | G | Am . . . C+ . . . |

C . . . D . . . | F . . . Eb\ G\ |

C | Cmaj7 | C7 | F Am |
 Something in the way she knows— and all I have to do is think of her—

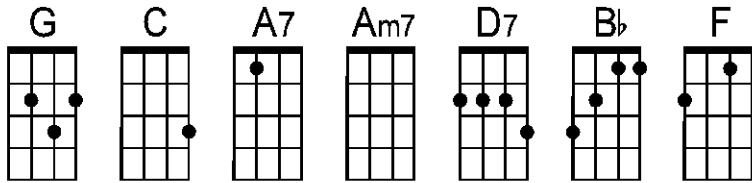
D | G | Am C+
 Something in the things she-e sho-ows me— I don't want to leave her now—

| C D |
 You know I be-lieve and how—ow—

F ' F/c ' Eb\ G\ | A | F ' F/c ' Eb\ G\ | C\ |
 A—0—3—0—1—2—4— | 0—3—0—1—2—3—


Here Comes the Sun (key of G)

by George Harrison



To play in the original key, capo the 2nd fret

Intro:



(sing b)

G . . . | . . . | C . . . | A7 . . . |
 Here comes the sun (do-do doo doo) Here comes the sun— and I say

G . . . | C | G | Am7 | G | D7 . |
 It's all— right

G . . . | . . . | C . . . | D7 . . . |
 Little darling, it's been a long cold lone-ly winter—

G . . . | . . . | C . . . | D7 . . . |
 Little darling, it feels like years since it's been here—

G . . . | . . . | C . . . | A7 . . . |
 Here comes the sun (do-do doo doo) Here comes the sun— and I say

G . . . | C | G | Am7 | G | D7 . | G . . . | D7 . . . |
 It's all— right

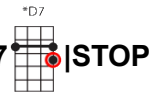
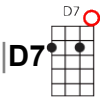
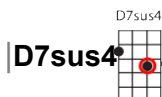
G . . . | . . . | C . . . | D7 . . . |
 Little darling, the smiles re-turn-ing to their faces—

G . . . | . . . | C . . . | D7 . . . |
 Little darling, it seems like years since it's been here—

G . . . | . . . | C . . . | A7 . . . |
 Here comes the sun (do-do doo doo) Here comes the sun—and I say

G . . . | C | G | Am7 | G | D7 . | G . . . | D7 | \ --- --- |
 It's all right

Bridge: B \flat | F | C | \ \ | G . . . | D7 | \ --- --- |
 B \flat | F | C | \ \ | G . . . | D7 | \ --- --- |
 Sun, sun, sun here it comes—
 B \flat | F | C | \ \ | G . . . | D7 | \ --- --- |
 Sun, sun, sun here it comes—
 B \flat | F | C | \ \ | G . . . | D7 | \ --- --- |
 Sun, sun, sun here it comes—
 B \flat | F | C | \ \ | G . . . | D7 | \ --- --- |
 Sun, sun, sun here it comes—
 B \flat | F | C | \ \ | G . . . |
 Sun, sun, sun here it comes—



G Little darling, | i feel that ice is slow-ly | **C** **D7** melting—

G Little darling, | it seems like years since it's been clear— | **C** **D7**

G Here comes the sun (do-do doo doo) | **C** Here comes the sun— and i say | **A7**

G It's all— right | **C G Am7 | G D7**

G Here comes the sun (do-do doo doo) | **C** Here comes the sun— | **A7**

G It's all— right | **C G Am7 | G D7**

G It's all— right | **C G Am7 | G D7**

Bb\ F\ C\ \ \ | G

(Chorus picking riff-based on G chord shape)

A | - - - 0 - - 0 - - 0 | - - 0 - - - - |
E | - - 3 - - 3 - - 3 - | - 3 - 3 2 0 - |
C | 2 4 - - 2 - - 0 - - | 2 - - - - - 2 |
G | - - - - - - - - - | - - - - - - - - |

San Jose Ukulele Club
(v2f - 2/17/20)

WHILE MY GUITAR GENTLY WEEPS (George Harrison) Strum: D -DU-UDU

Intro: [Gm] - [Gm7] - [C7] - [Eb] - [Gm] - [F] - [C] - [D]

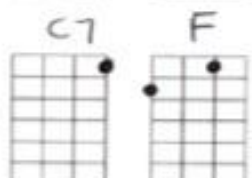


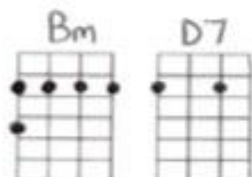
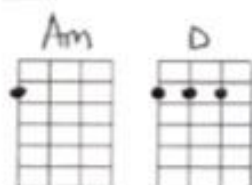
I [Gm] look at you [Gm7] all
See the [C7] love there that's [Eb] sleeping
[Gm] While my gui-[F]-tar gently [C] weeps [D]
I [Gm] look at the [Gm7] floor
And I [C7] see it needs [Eb] sweeping
[Gm] Still my gui-[F]-tar gently [Bb] weeps [D7]

[G] I don't know [Bm] how [Em] nobody [Bm] told you
[Am] How to unfold your [D] love
[G] I don't know [Bm] how
[Em] Someone con-[Bm]-trolled you
[Am] They bought and sold [D7] you

I [Gm] look at the [Gm7] world
And I [C7] notice it's [Eb] turning
[Gm] While my gui-[F]-tar gently [C] weeps [D]
With [Gm] every [Gm7] mistake
We must [C7] surely be [Eb] learning
[Gm] Still my gui-[F]-tar gently [Bb] weeps [D7]

[G] I don't know [Bm] how [Em] you were di-[Bm]-verted
[Am] You were perverted [D] too
[G] I don't know [Bm] how [Em] you were in-[Bm]-verted
[Am] No one alerted [D7] you

I [Gm] look at you [Gm7] all
See the [C7] love there that's [Eb] sleeping
[Gm] While my gui-[F]-tar gently [C] weeps [D]
[Gm] Look at you [Gm7] all.....[C7] - [Eb]
[Gm] Still my gui-[F]-tar gently [Bb] weeps [D7] - [Gm]



Between The Devil And The Deep Blue Sea - alt

key:F, artist:George Harrison writer:Harold Arlen and Ted Koehler.

Thanks to Steve Walton for this one !

<https://www.youtube.com/watch?v=Z2IV9gxHhWM>

[F] [Dm] [Gm] [C7]
[F] [Dm] [Gm] [C7]

[F] I [Dm] don't [Gm] want [C7] you
[F] But I [Dm] hate to [Gm] lose [C] you
[F] You've [F7] got me [Bb] in be-[Bbm6] tween
the [F] devil and the [C7] deep blue [F] sea [C]

[F] I [Dm] for[Gm]give [C7] you
[F] 'Cause I [Dm] can't for-[Gm] get [C] you
[F] You've [F7] got me [Bb] in be[Bbm6]tween
the [F] devil and the [C7] deep blue [F] sea

[A] I, [F#m] want to cross you [Bm7] off my [E7] list
But [A] when you [F#m] come knocking [Bm7] at my [E7] door
[C] Fate [Am] seems to give my [Dm] heart a [G] twist
And [Eb] I come running back for [C] more

[F] I [Dm] should [Gm] hate [C7] you
[F] But I [Dm] guess I [Gm] love [C] you
[F] You've [F7] got me [Bb] in be-[Bbm6] tween
the [F] devil and the [C7] deep blue [F] sea [C]

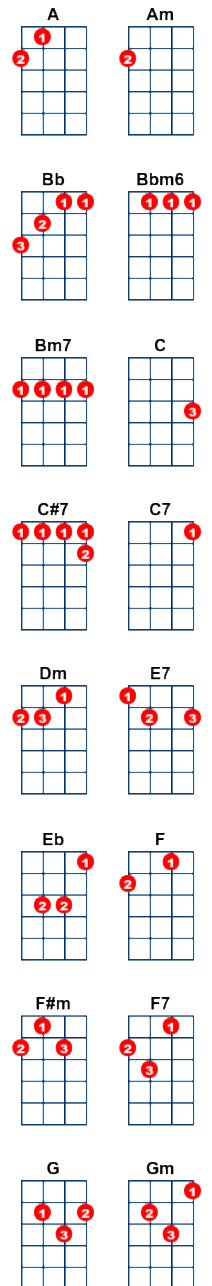
Instrumental-

[F] I [Dm] don't [Gm] want [C7] you
[F] But I [Dm] hate to [Gm] lose [C] you
[F] You've [F7] got me [Bb] in be-[Bbm6] tween
the [F] devil and the [C7] deep blue [F] sea

[A] I, [F#m] want to cross you [Bm7] off my [E7] list
But [A] when you [F#m] come knocking [Bm7] at my [E7] door
[C] Fate [Am] seems to give my [Dm] heart a [G] twist
And [Eb] I come running back for [C] more

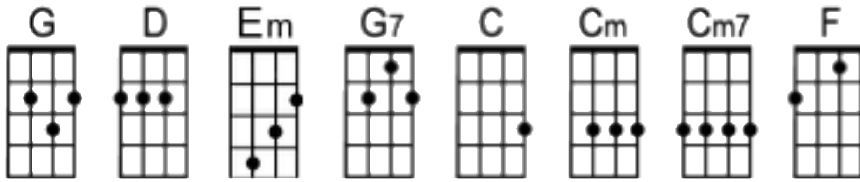
[F] I [Dm] should [Gm] hate [C7] you
[F] But I [Dm] guess I [Gm] love [C] you
[F] You've [F7] got me [Bb] in be-[Bbm6] tween
the [F] devil and the [C7] deep blue [F] sea

{slow} [F] You've [F7] got me [Bb] in be-[C#7] tween
[F] the devil and the [C7]deep,
the [F] devil and the [C7]deep
{normal} the [F] devil and the [C7] deep blue [F] sea [F7]



In My Life (Key of G)

by John Lennon (1965)



(to play in original key (A)
capo up two frets)

Intro:

G . . . | D . . . | G . . . | D . . .

A —————

E — 3 ————— 2 ————— 3 ————— 2 —————

C — 0-2 ————— 0-2 —————

(low G) — 4 — 4 ————— 4 — 4 —————

(sing d)

. | G . D . | Em . G7 . | C . Cm . | G . . .

There are pla—ces I re—mem—ber— all my li—i—ife though some have— changed

. | . . D . | Em . G7 . | C . Cm . | G . . .

Some for—e—ver not for bet—ter— some have go—o—one and some re—main—

. | Em . . . | C . . . | F . . . | G . . .

All these pla—ces have their mo—ments— with lovers and friends I still can re—call

. | Em . . . | A . . . | Cm . Cm7 . | G . . . |

Some are dead and some are liv—ing— In my—y—y life I've loved them all—

G . . . | D\ --- ---

A —————

E — 3 ————— 2 —————

C — 0-2 —————

(low G) — 4 — 4 —————

. | G . D . | Em . G7 . | C . Cm . | G . . .

But of all these friends and lov—ers— there is no—o—one com—pares with you—

. | . . D . | Em . G7 . | C . Cm . | G . . .

And these memo—ries lose their mean—ing— when I think— of love— as some—thing new

. | Em . . . | C . . . | F . . . | G . . .

Though I know I'll never lose af—fection— for people and things— that went be—fore—

. | Em . . . | A . . . | Cm . Cm7 . | G . . . |

I know I'll often stop and think a—bout them. In my—y—y life I love you— more

Instrumental: G . D . | Em . G7 . | C . Cm . | G . . . |

G . D . | Em . G7 . | C . Cm . | G . . .

Though I know I'll never lose af-fec-tion— for people and things— that went be-fore—

I know I'll often stop and think a-bout them. In my—y-y-y life I love you— more

G . . . | **D** --- --- ---

A -----

E --- 3 ----- 2 -----

C ----- 0-2 -----

(low) G -4 ----- 4 -----

In my—y-y life I love you more—

Cm --- **Cm7** --- | --- --- | **G** . . . | **D** . . . | **G**

A -----

E --- 3 ----- 2 ----- 2-0-2 ----- 3 -----

C ----- 0-2 -----

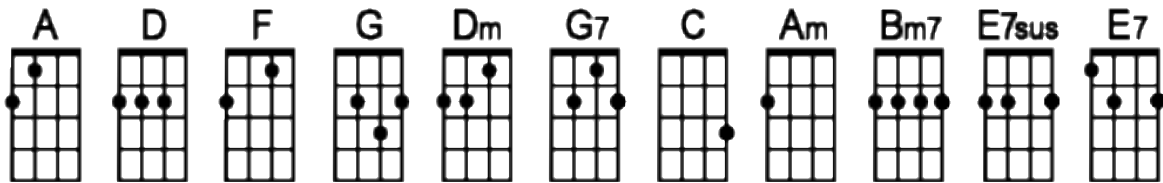
(low) G -4 ----- 4 -----

San Jose Ukulele Club

(v2c - 1/12/21)

Lady Madonna

by Paul McCartney (1968)



Intro: A . . | D . . | A . . | D . . | A . . | D . . | F\ G\ | A . . |

(sing c#)

A . . | D . . | A . . | D . . | A . . | D . . | F\ G\ | A . . |
Lady— Ma-donna— children at your feet wonder how you manage to make ends me-et

A . . | D . . | A . . | D . . | A . . | D . . | F\ G\ | A . . |
Who finds the money when you pay the rent Did you think that money was hea-ven se-nt?

Dm | G7 | C | Am |
Friday night ar-rives with-out a suit-case— Sunday morning creeping like a nun—

Dm | G7 | C\ --- Bm7\ \ | E7sus\ --- E7\ --- |
Monday's child has learned to tie his boot-lace. See— how they ru—un

A . . | D . . | A . . | D . . | A . . | D . . | F\ G\ | A . . |
Lady— Ma-donna baby at your breast Wonders how you manage to feed the re-est

(with kazoo) A . . | D . . | A . . | D . . | A . . | D . . | F\ G\ | A . . |

Dm | G7 | C | Am |
papa paa paa papa papa paaaaaaa papa paa paaa papa paa pa-paa pa-paa

Dm | G7 | C\ --- Bm7\ \ | E7sus\ --- E7\ --- |
papa paa paa papa papa paaaaaaa See— how they ru—un

A . . | D . . | A . . | D . . | A . . | D . . | F\ G\ | A . . |
Lady— Ma-donna lying on the bed listen to the music playing in your— head—

(with kazoo) A . . | D . . | A . . | D . . | A . . | D . . | F\ G\ | A . . |

Dm | G7 | C | Am |
Tuesday after-noon is never end-ing— Wednesday morning papers didn't come—
(papa paa paa papa papa paaaaaaa papa paa paaa papa paa pa-paa pa-paa)

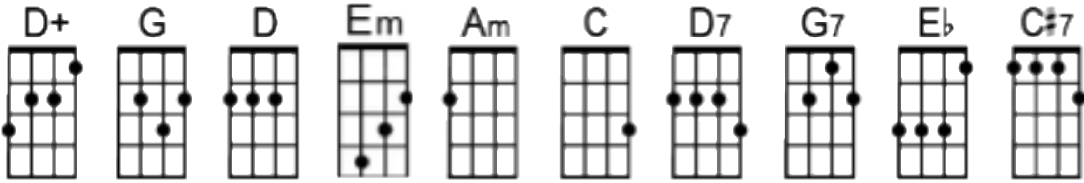
Dm | G7 | C\ --- Bm7\ \ | E7sus\ --- E7\ --- |
Thursday night your stockings needed mend-ing— See— how they ru—un
(papa paa paa papa papa paaaaaaa)

A . . | D . . | A . . | D . . | A . . | D . . | F\ G\ | A . . |
Lady— Ma-donna children at your feet wonder how you manage to make ends me-eeet

Outro: A . . | F . . | C\ Bm7\ A\ . | A . . | F . . | C\ Bm7\ A\

Oh, Darling (Key of G)

by Paul McCartney (1969)



(sing e)

D+\ --- | G . . . | D . . . | Em . . . | C . . .
 Oh oh, darling— please be- lieve me— I'll never do you no ha-arm—
 | Am . . . D . . | Am . . . D . . | G . C . | G . D7\
 Be- lieve me when I tell you— I'll never do you— no ha-arm—
 --- | G . . . | D . . . | Em . . . | C . . .
 Oh oh, darling— if you leave me— I'll never make it— a-lo-one—
 | Am . . . D . . | Am . . . D . . | G . C . | G . G7 .
 Be- lieve me when I beg you— don't ever leave me— a-lo-one—

Bridge: | C . . . | Eb . . .
 When you told me— you didn't need me— any-more—
 | G . . . | G7 . . .
 Well you know I nearly broke down— and cri-ied—
 | A . . . | . . .
 When you told me— you didn't need me— any-more—
 | D . . . Eb . . . | D . . D+\
 Well you know I nearly broke down— and die-i-i-ied

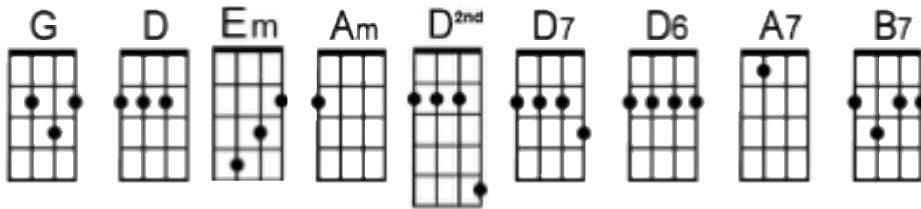
--- | G . . . | D . . . | Em . . . | C . . .
 Oh oh, darling— if you leave me— I'll never make it— a-lo-one—
 | Am . . . D . . | Am . . . D . . | G . C . | G . G7 .
 Be- lieve me when I tell you— I'll never do you— no ha-arm—

Bridge: | C . . . | Eb . . .
 When you told me— you didn't need me— any-more—
 | G . . . | G7 . . .
 Well you know I nearly broke down— and cri-i-i-ied—
 | A . . . | . . .
 When you told me— you didn't need me— any-more—
 | D . . . Eb . . . | D . . D+\
 Well you know I nearly broke down— and die-i-i-ied

--- | G . . . | D . . . | Em . . . | C . . .
 Oh oh, darling— please be- lieve me— I'll never le-et- you do-own—
 | Am . . . D . . | Am . . . D . . | G . C . | G\ C#7 G\
 Be- lieve me when I tell you— I'll never do you— no harm—

All You Need Is Love

by John Lennon (1967)



"La Marseillaise" tease

G . D . | G . . . | C . . D |

a ————— 3 3 0 0 5 . 2 . 2 . 3 . 3 0

e ————— 3 3 3 3 3 0

c — 2-2

g —————

Intro: G . D . Em . . | G . D . Em . . |

Love— love— love— Love— love— love—

D7 . G . | D . . . | D^{2nd} . D7 . D6\ D7\ D^{2nd} D7\ |

Love— love— love—

1 2 3 4 5 6 & 7

G . D . Em . . |

There's Nothing you can do that can't be done

1 2 3 4 5 6 & 7

G . D . Em . . |

Nothing you can sing that can't be sung

1 2 3 4 1 2 3 4

Am/c . G . | D . . .

Nothing you can say but you can learn how to play the game

1 2 3 4 5 & 6 & 7

D^{2nd} . D7 . D6\ D7\ D^{2nd} D7\ |

It's ea—sy—

1 2 3 4 5 6 & 7

G . D . Em . . |

Nothing you can make that can't be made

1 2 3 4 5 6 & 7

G . D . Em . . |

No one you can save that can't be saved

1 2 3 4 1 2 3 4

Am/c . G . | D . . .

Nothing you can do but you can learn how to be you in time

1 2 3 4 5 & 6 & 7

D^{2nd} . D7 . D6\ D7\ D^{2nd} D7\ |

It's ea—sy—

Chorus: G . A7 . | D7 . . . | G . A7 . | D7 . . . |

All you need is— love— All you need is love—

1 2 3 4 1 2 3 4 1 2 3 4 5 6

G . B7 . | Em . G . | C . D7 . G\ D\ |

All you need is— love— love— Love is all you need

Instrumental verse:

1 2 3 4 5 6 7 | 1 2 3 4 5 6 7 |
G . D . Em . . | G . D . Em . . |
Love— love— love— Love— love— love—

1 2 3 4 1 2 3 4 1 2 3 4 5 & 6 & 7 |
D7 . G . | D . . . | D^{2nd} . D7 . D6\ D7\ D^{2nd} D7\ |
Love— love— love—

Chorus: 1 2 3 4 1 2 3 4 1 2 3 4 1 2 3 4 |
G . A7 . | D7 . . . | G . A7 . | D7 . . . |
All you need is— love— All you need is love—

1 2 3 4 1 2 3 4 1 2 3 4 5 6 |
G . B7 . | Em . G . | C . D7 . G\ D\ |
All you need is— love— love— Love is all you need

1 2 3 4 5 6 & 7 |
G . D . Em . . |
Nothing you can know that isn't known

1 2 3 4 5 6 & 7 |
G . D . Em . . |
Nothing you can see that isn't shown

1 2 3 4 1 2 3 4 |
Am/c . G . | D . . . |
Nowhere you can be that isn't where you're meant to be

1 2 3 4 5 & 6 & 7 |
D^{2nd} . D7 . D6\ D7\ D^{2nd} D7\ |
It's ea—sy—

Chorus: 1 2 3 4 1 2 3 4 1 2 3 4 1 2 3 4 |
G . A7 . | D7 . . . | G . A7 . | D7 . . . |
All you need is— love— All you need is love—

1 2 3 4 1 2 3 4 1 2 3 4 5 6 |
G . B7 . | Em . G . | C . D7 . G\ D\ |
All you need is— love— love— Love is all you need

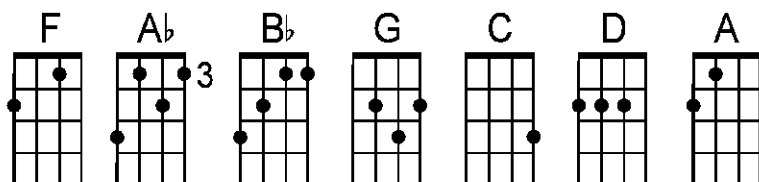
1 2 3 4 1 2 3 4 1 2 3 4 1 2 3 4 |
G . A7 . | D7 . . . | G . A7 . | D7 . . . |
All you need is— love— All you need is love—

1 2 3 4 1 2 3 4 1 2 3 4 5 6 |
G . B7 . | Em . G . | C . D7 . G . . |
All you need is— love— love— Love is all you need

Coda: 1 2 3 4 1 2 3 4 |
G . . . | . . . |
Love is all you need Love is all you need (repeat and fade)
(Love is all you need) (Love is all you need)

Sgt. Pepper's Lonely Hearts Club Band (Reprise)

by Paul McCartney and John Lennon (1967)



F . . . | | |

| F | Ab | Bb | F
 We're Ser-geant Pepper's Lone-ly Hearts Club Band

| Bb | F |
 We hope you have en-joyed the show.

F | Ab | Bb | F
 Sergeant Pepper's Lone-ly Hearts Club Band,

| G | C |
 We're sorry but it's time to go.

Bb | F |
 Sergeant Pepper's Lone-ly, Sergeant Pepper's Lone-ly,

G | D |
 Sergeant Pepper's Lone-ly, Sergeant Pepper's Lone-ly,

G | Bb | C | G
 Sergeant Pepper's Lone-ly Hearts Club Band.

| C | G |
 We'd like to thank you once a - gain.

G | Bb | C | G
 Sergeant Pepper's one and only Lonely Hearts Club Band

| A | D |
 It's getting very near the end.

C | G |
 Sergeant Pepper's Lone-ly, Sergeant Pepper's Lone-ly,

A | C | | G |
 Sergeant Pepper's Lone-ly Hearts—— Club—— Band! ——

Outro: Bb | C | G | G\

Happy Trails & Aloha 'Oe Medley ¹⁹⁴

Dale Evans and Queen Lili'uokalani

• Chorus •

C

(Gdim) G

8

Happy trails to you until we meet again

(G+) C

Happy trails to you, keep smilin' until then

C

C7

F

Who cares about the clouds when we're together

A7

D7

G7

Just sing a song and bring the sunny weather

C

A7

Dm

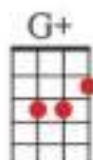
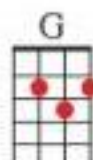
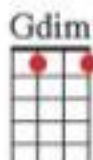
G7

C G7

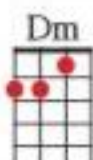
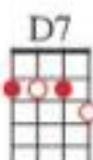
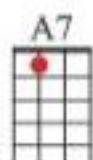
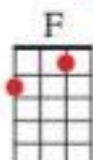
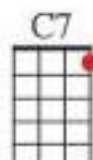
Happy trails to you till we meet a - gain



• Verse •



Nc



F

C

Aloha Oe, Farewell to thee

G7

C C7

Thou charming one who dwells among the bowers

F

C

One fond embrace, before I now depart

G7

C

F

C

Until we meet again

G7

C

A7

Dm

G7

C

and...Happy trails to you till we meet a - gain

A3 E3 E3 A0 E3 G7 C - Shave & A Haircut Riff