



September 27, 2025 5:45PM-7:30 PM PST

San Carlos Public Library

Leader: Linda Cook



Peninsula Ukulele Group

Connect Learn Have Fun



September 27, 2025 5:45PM-7:30 PM PST

San Carlos Public Library

Leader: Linda Cook



Peninsula Ukulele Group

Connect Learn Have Fun

1. 59th St. Bridge Song/Feelin' Groovy
2. Cecilia
3. Mrs. Robinson
4. El Condor Pasa
5. Sound of Silence
6. She Loves Me Like A Rock
7. Mother and Child Reunion
8. Kodachrome
9. Me & Julio Down By the Schoolyard



Take A 5 Minute Break

10. 50 Ways To Leave Your Lover
11. America
12. Kathy's Song
13. Scarborough Fair
14. Homeward Bound
15. The Boxer
16. Bridge Over Troubled Water
17. Baby Driver
18. Happy Trails/Aloha Oe

[2025-09-19.S&G.pdf](#)

September 27, 2025 5:45PM-7:30 PM PST

San Carlos Public Library

Leader: Linda Cook



Peninsula Ukulele Group

Connect Learn Have Fun

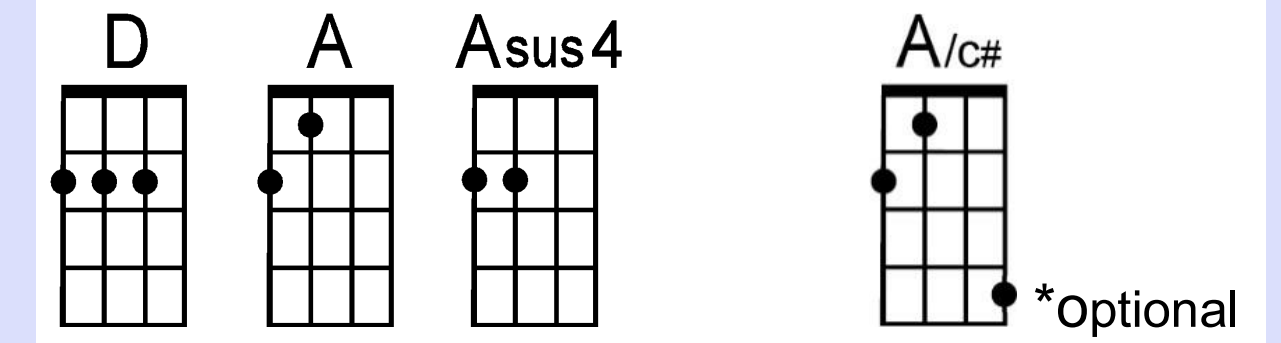
SIMON & GARFUNKEL

THE 59TH STREET BRIDGE SONG

WRITTEN BY:
PAUL SIMON



Chords



Strum pattern

The 59th Street Bridge Song (Feelin' Groovy) (Key of A)

by Paul Simon (1966)

Intro: D . A . | Asus4 . A . | D . A . | Asus4 . A\c# A | D . A . | Asus4 . A |

(sing f#)

D . A . | Asus4 . A . | D . A . | Asus4 . A
Slow down— you move too fast— You got to make the morn-in' last

. | D . A . | Asus4 . A . | D . A . | Asus4 . *A/c# A |
Just kickin' down— the cobble— stones— Lookin' for fun and feel—in' groo—vy—

D . A . | Asus4 . A . | D . A . |
Ba-da-da da da da da

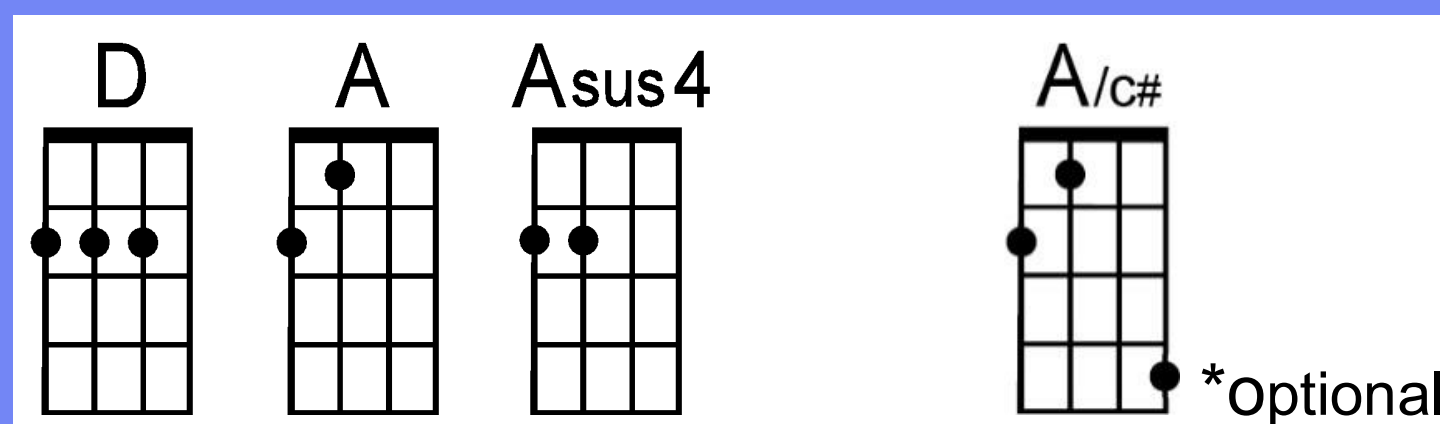

Asus4 . A . | D . A . | Asus4 . A . |
Feel-in' groo—vy—

D . A . | Asus4 . A . | D . A . | Asus4 . A . |
He-llo lamp-post what-cha know-in'? I've come to watch your flow—ers grow-in'

D . A . | Asus4 . A . | D . A . | Asus4 . *A/c# A |
Ain't-cha got no— rhymes for me—? Doot-in doo doo feel—in' groo—vy—

D . A . | Asus4 . A . | D . A . |
Ba-da-da da da da da

Asus4 . A . | D . A . | Asus4 . A
Feel-in' groo—vy—



Bridge:

. | D . A . | Asus4 . A
I got no deeds to do no promis—es to keep

. | D\ \ \ A\ \ \ Asus4\ \ \ A\
I'm dap-pled and drow-sy and read—y to sleep

\ \ | D\ \ \ A\ \ \ Asus4\ \ \ A . |
Let the morn-ing time drop all it's pet—als on me—

D . A . | Asus4 . *A/c# A | D . A . | Asus4 . A
Life I love you— All is groo—vy—

. | D . A . | Asus4 . A . | D . A . | Asus4 . A . |
Ba-da-da da da da da feel-in' groo—vy—


Instrumental:

D . A . | Asus4 . A . | D . A . | Asus4 . A . |

D . A . | Asus4 . A . | D . A . | Asus4 . *A/c# A |
Lookin' for fun and feel—in' groo—vy—

D . A . | Asus4 . A . | D . A . |
Ba-da-da da da da da

Asus4 . A . | D . A . | Asus4 . A . |
Feel-in' groo—vy—



D

A

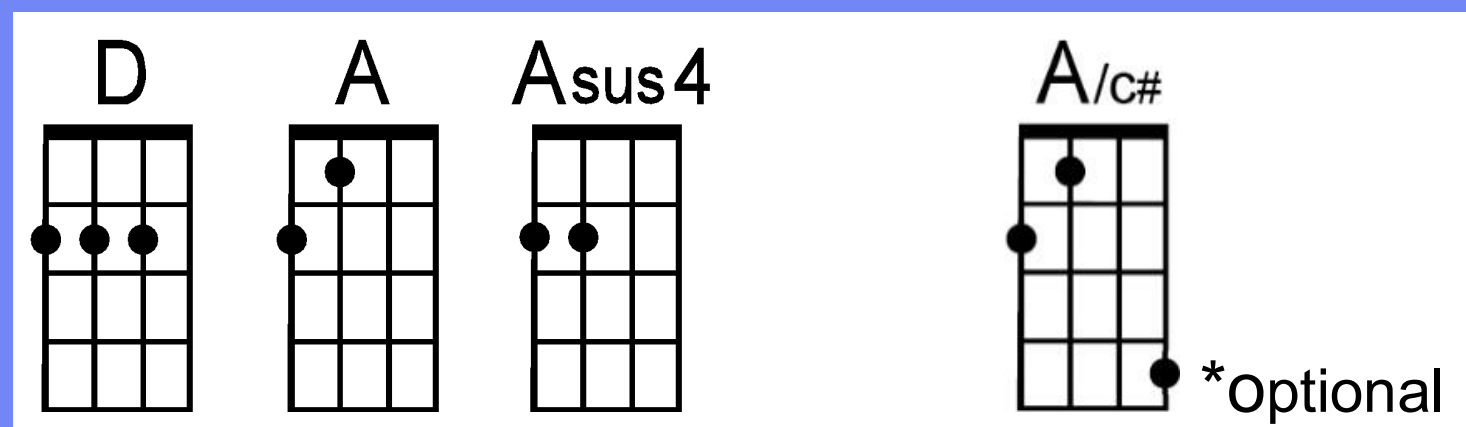
Asus4

A/c#

*optional

Bridge:

. | **D** . **A** . | **Asus4** . **A**
 I got no deeds to do no promis—es to keep
 . | **D** \ \ **A** \ \ **Asus4** \ \ **A**
 I'm dap-pled and drow-sy and read—y to sleep
 \ \ | **D** \ \ **A** \ \ **Asus4** \ \ **A** . |
 Let the morn-ing time drop all it's pet—als on me—
D . **A** . | **Asus4** . ***A/c#** **A** | **D** . **A** . | **Asus4** . **A**
 Life I love you— All is groo—vy—
 . | **D** . **A** . | **Asus4** . **A** . | **D** . **A** . | **Asus4** . **A**
 Ba-da-da da da da da feel-in' groo—vy—



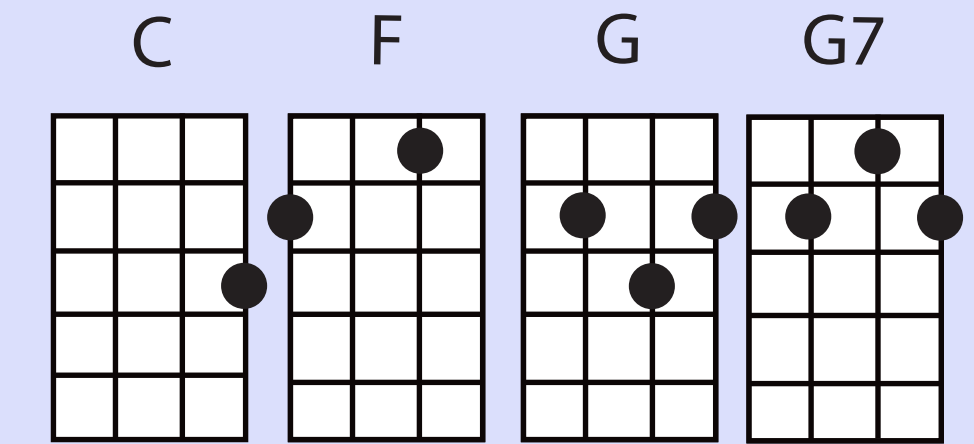
SIMON & GARFUNKEL

CECILIA

WRITTEN BY:
PAUL SIMON



Chords



Strum pattern

| 1 & - & - & - - |
| D U - U - U - - |

Cecilia [C]

key:C, artist:Simon & Garfunkel writer:Paul Simon

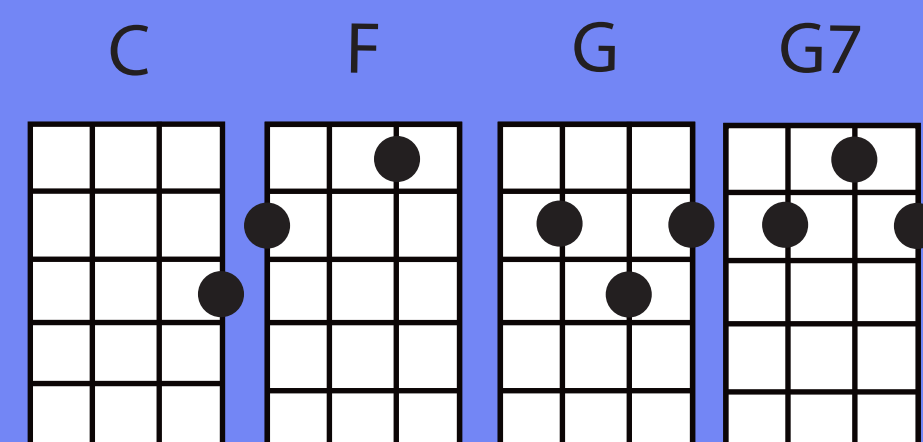

Simon and Garfunkel - https://www.youtube.com/watch?v=a5_QV97eYqM

Intro- First 2 lines, [C] [F] [C] [F] [C] [G]

[C] Cecilia, you're [F] breaking my [C] heart
You're [F] shaking my [C] confidence [G] daily
Oh, [F] Ceci-[C]lia, I'm [F] down on my [C] knees
I'm [F] begging you [C] please to come [G] home

[C] Cecilia, you're [F] breaking my [C] heart
You're [F] shaking my [C] confidence [G] daily
Oh, [F] Ceci-[C]lia, I'm [F] down on my [C] knees
I'm [F] begging you [C] please to come [G] home
Come on [C] home

Making [C] love in the [F] afternoon with [C] Cecilia
[F] Up in [G7] my bed-[C]room (making love)
I got up to [F] wash my face
When I [C] come back to bed
Someone's [G7] taken my [C] place



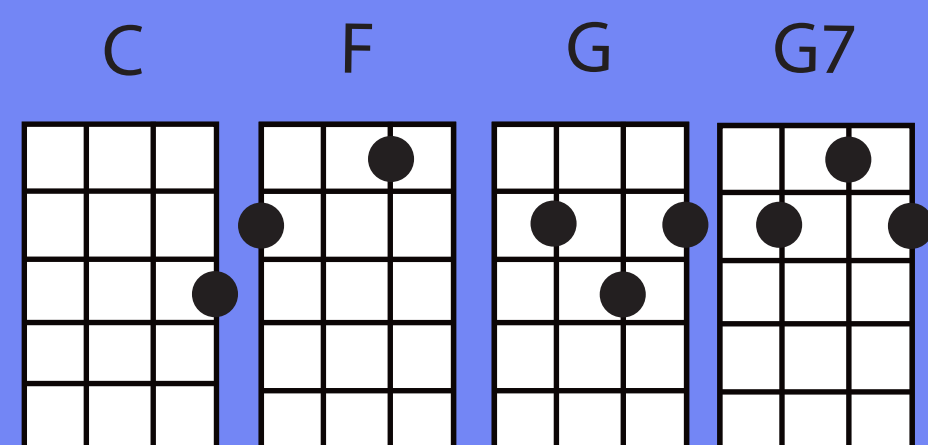
[C] Cecilia, you're [F] breaking my [C] heart
You're [F] shaking my [C] confidence [G] daily
Oh, [F] Ceci-[C]lia, I'm [F] down on my [C] knees
I'm [F] begging you [C] please to come [G] home
Come on [C] home

Bo bo [F] bo bo [C] bo - bo bo [F] bo bo [C] bo bo [G7] bo bo
[C] Cecilia, you're [F] breaking my [C] heart
You're [F] shaking my [C] confidence [G] daily
Oh, [F] Ceci-[C]lia, I'm [F] down on my [C] knees
I'm [F] begging you [C] please to come [G] home

Jubi-[F]la-[C]tion, she [F] loves me a-[C] gain,
I [F] fall on the [C] floor and I'm [G] laughing,
Jubi-[F]la-[C]tion, she [F] loves me a-[C] gain,
I [F] fall on the [C] floor and I'm [G] laughing

- (same as the first two lines of song)

Whoo [F] ooo [C] ooo [F] ooo [C] ooo [F] ooo [C] oooo [G] ooo x2, end on C



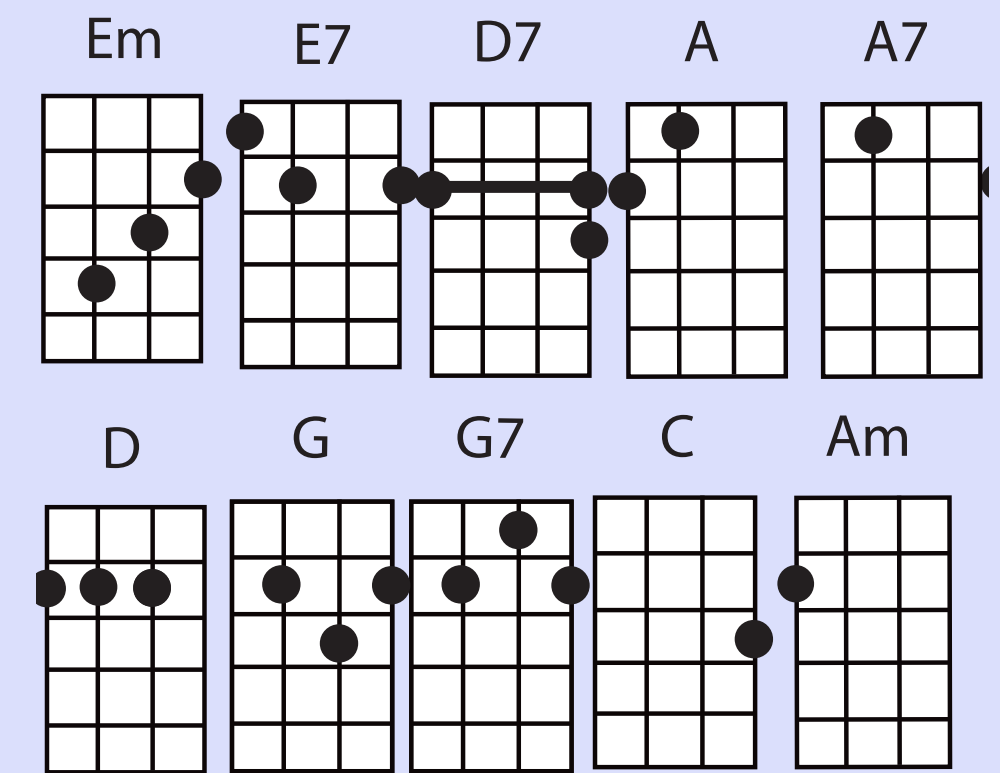
SIMON &
GARFUNKEL

MRS. ROBINSON

WRITTEN BY:
PAUL SIMON



Chords



Strum pattern

| 1 - 2 & 3 & - & | 1 - 2 - 3 & 4 - |
| D - D U D U - U | D - D - D U D - |

Mrs. Robinson

Original Key A= Capo 2

INTRO

E7

E

X4

RIFF

A

2

-

-

-

-

-

-

-

-

-

-

-

E

0

-

-

-

-

-

-

-

4

-

4

-

4

4

4

-

C

2

-

-

-

-

2

-

4

4

-

4

-

4

4

4

-

G

1

-

1s2

4

-

-

-

4

-

4

-

4

4

4

-

IE7

IE7

I E7

IE7

IE7

I

Dee dee deedee Dee Dee deedee Dee dee deedee dee.

IA

IA

IA7

I*A7

*A7

A

0

-

-

-

0h2

5

-

E

0

-

0h2

-

-

-

-

C

1

-

-

-

-

-

-

G

0

-

-

-

-

-

-

Doo doo doodoo Doo doo doodoo doo

ID

IG

IC

I*Am

Dee dee deedee Dee dee deedee Dee dee deedee dee.

IE7

IE7

ID

ID7

IG

*Am

A

-

-

-

-

-

-

-

-

E

5^

6^

5

-

-

-

3

-

C

-

-

-

-

-

-

-

G

-

-

-


-

-

-

-

And here's to you...



Em

E7

D7

A

A7

D

G

G7

C

Am

CHORUS:

D7 **G** **Em**
And here's to you Mrs. Robinson
G **Em** **C**
Jesus loves you more than you will know.
D **D7**
Wo wo wo.
G **Em**
God bless you please Mrs. Robinson
G **Em** **C**
Heaven holds a place for those who pray.
Am **E7**
Hey hey hey. hey hey hey.

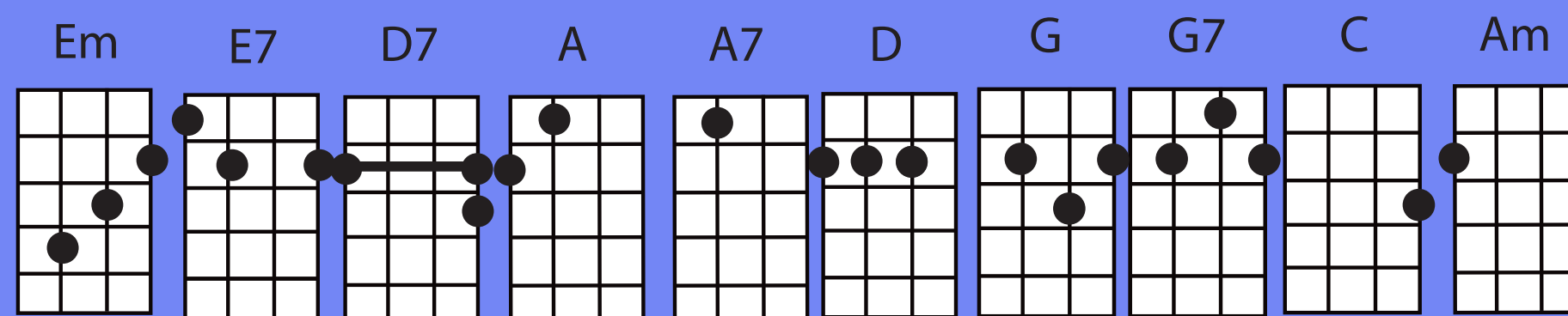

E7 intro riff **E** **I X2**

E7
We'd like to know a little bit about you for our files
A **A7**
We'd like to help you learn to help yourself

D **G** **C** **G** **Am**
Look around you all you'll see are sympathetic eyes
E7 **D** **D7**
Stroll around the grounds. until you feel at home

G **Em**
And here's to you Mrs. Robinson...
G **Em** **C**
Jesus loves you more than you will know.
D **D7**
Wo wo wo.
G **Em**
God bless you please Mrs. Robinson
G **Em** **C**
Heaven holds a place for those who pray.
Am **E7**
Hey hey hey. hey hey hey. **4 counts**

E7 intro riff **E** **I X2**



E7
Hiding in hiding place where no one ever goes.
A A7
Put it in your pantry with your cupcakes
D G C G Am
It's a little secret just the Robinson's are there
E7 D D7
Most of all you've got to hide it from the kids

G Em
Goo goo ca choo Mrs. Robinson...
G Em C
Jesus loves you more than you will know.
D D7
Wo wo wo.

G Em
God bless you please Mrs. Robinson
G Em C
Heaven holds a place for those who pray.
Am E7
Hey hey hey. hey hey hey. 4 counts

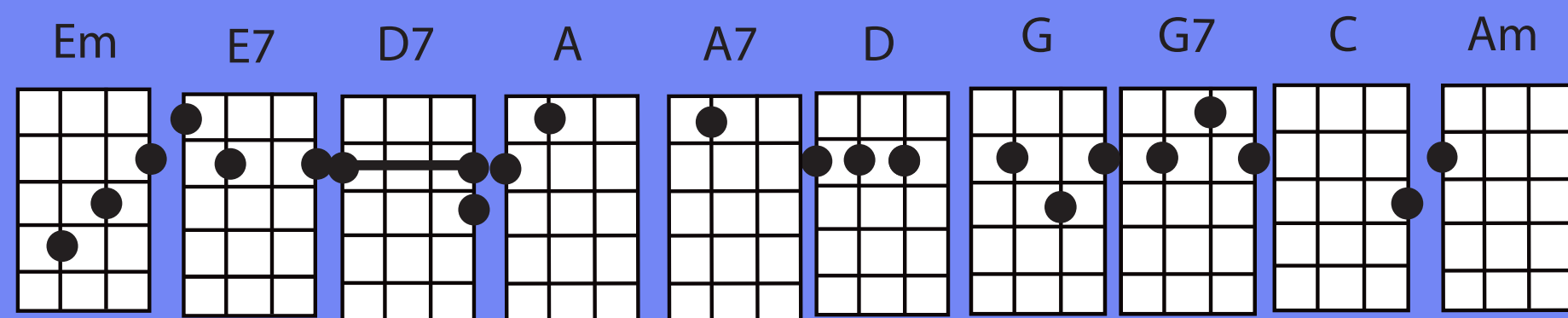
IE7 intro riff IE 1 X2

E7
Sitting on a sofa on a Sunday afternoon.
A A7
Going to the candidate's debate.
D G C G Am
Laugh about it. shout about it when you've got to choose.
E7 D D7
Anyway you look at this you lose.

D7 G Em
Where have you gone Joe DiMaggio?
G Em C
Our nation turns its lonely eyes to you.
D D7
Woo woo woo.

G Em
What's that you say Mrs. Robinson.
G Em C
Joltin' Joe has left and gone away.
Am E7
Hey hey hey. hey hey hey.

IE7 intro riff IE 1 X4 IE7IEND



SIMON & GARFUNKEL

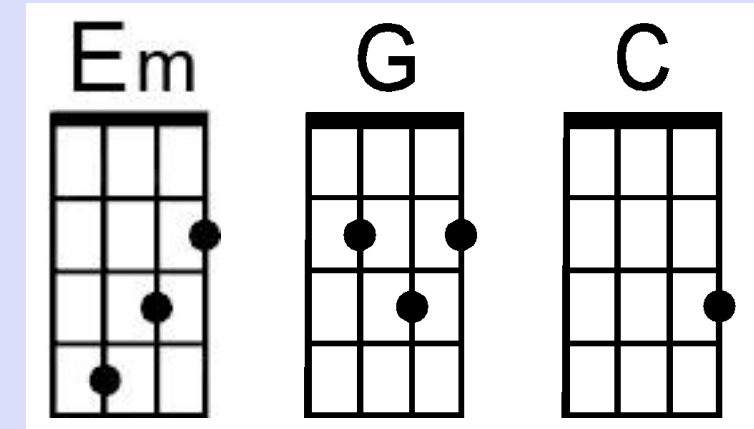
EL CONDOR PASA

WRITTEN BY:
DANIEL ALOMIA ROBLES

ENGLISH LYRICS BY:
PAUL SIMON



Chords



Strum pattern

| 1 - 2 - 3 & 4 & |
| D - D - D U D U |

El Condor Pasa (The Condor Flies By)

by Daniel Alomia Robles (1913) (based on traditional Andean folk song - English words by Paul Simon)

Intro riff and chords:

(---tremolo---)

Em ~~~~~ | **C** ~~~~~ | **Em** ~~~~~ |

A-----7--5--2--0--0-2-----7--5-7-5-2--0--0-2-----7--10-----7-----

E-----3-----3-----

C-----

G-----

(-----tacet-----) | **G** . . .

I'd rath-er be a spar-row than a snail---

. | . . . | . | . . . | **Em** . . . |

Yes I would--- if I could--- I surely would--- Hm- hm---

| **Em** . . . | **G** . . .

I'd rath-er be a hammer than a nail---

. | . . . | . | . . . | **Em** . . . |

Yes I would--- if I could--- I surely would--- Hm- hm---

Bridge:

| **C** . . . | | **G** . . . |


A- way--- I'd rather sail a-way-ay-ay--- like a swan--- that's here and gone---

| **C** . . . | | **G** . . . |

A man- gets tied up to the ground--- He gives the world--- it's sad-dest sound---

. | **Em** . . . |

it's sad-dest sou-ou-ound---



Em **G** **C**

| **Em** . . . | **G** . .
I'd rath-er be a forest than a street

. | . . . | . | **Em** . . . | . . .
Yes I would— if I could— I surely would—

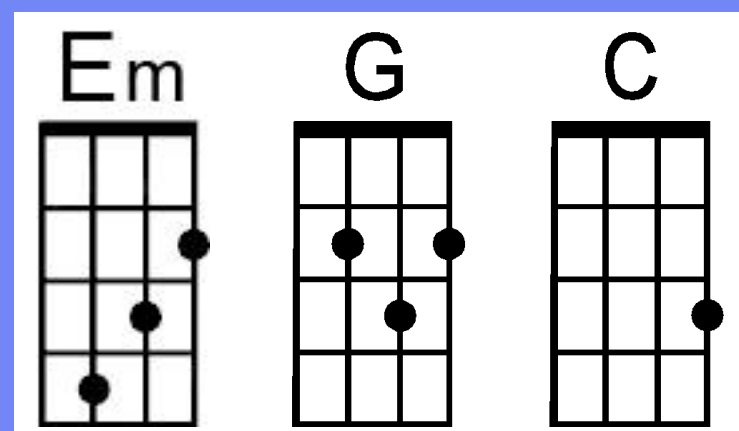
| **Em** . . . | **G** . .
I'd rather feel the earth be-neath my feet

. | . . . | . | **Em** . .
Yes I would— if I could— I surely would—

Instrumental ending chords and riff: Bridge melody

A - 2 3 5 | **C** . 5 7 5 7 5 | 7 . . 10 7 | **G** . . 5 7 5 | 2 . .
E -----
C - 0 2 4 - 2 4 2 4 2 4 - 7 4 2 - 2 4 2 -
(low) G - 4 - - - - - 4 - - - - -

A - 2 3 5 | **C** . 5 7 5 7 5 | 7 . . 10 7 | **G** . . 7 5 | 2 . . 0 | **Em** . . 0 | . . . 0 | **Em** \
E ----- 3 0 - - - 0 - 0 -
C - 0 2 4 - 2 4 2 4 2 4 - 7 4 2 - 4 2 - - -
(low) G - 4 - - - - - 4 - - - - -



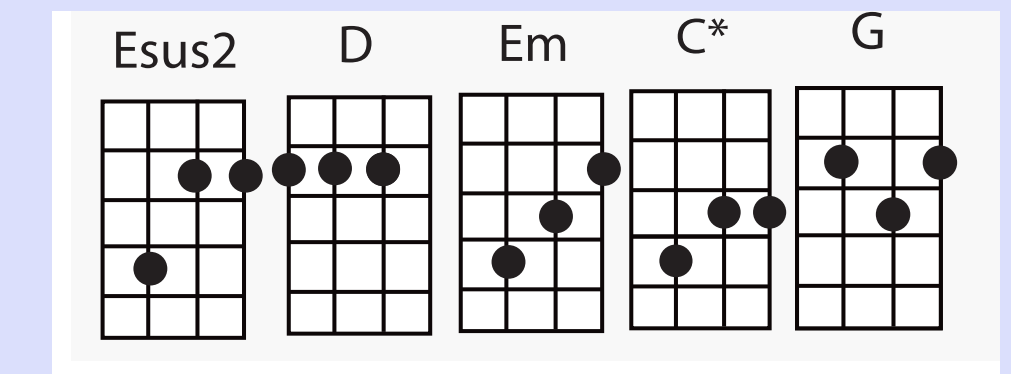
SIMON & GARFUNKEL

SOUND OF SILENCE

WRITTEN BY:
PAUL SIMON



Chords



Strum pattern

Varies from verse to
verse, growing in
intensity.

Sound Of Silence-Simon & Garfunkel (Ukulele in Em)

Written by Paul Simon

Original recording key Ebm=Capo 1

INTRO

	Esus2		Esus2		Esus2		Em	
A	- 2 - 2 - 2 - 2		- 2 - 2 - 2 - 2		- 2 - 2 - 2 - 2		2	
E	- - 2 - - 2 -		- - 2 - - 2 -		- - 2 - - 2 -		3	
C	4 - - - 4 - - -		4 - - - 4 - - -		4 - - - 4 - - -		4	I=Index
G	- - - - - - - -		- - - - - - - -		- - - - - - - -		0	M=Middle
	I R M R I R M R		I R M R I R M R		I R M R I R M R			R=Ring

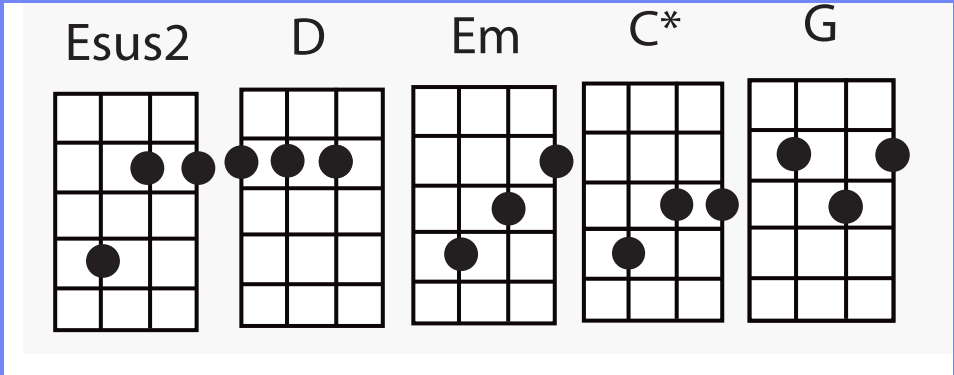
Fingerstyle as in intro

1. Hello darkness, my old friend, I've come to talk with you again,
Em (C G) (C G)
Because a vision softly creeping, Left its seeds while I was sleeping,
C C G (G Em)
And the vision that was planted in my brain, Still remains
G D Esus2 |Em|STOP
Within the sound of silence.

2. In restless dreams I walked alone, Narrow streets of cobblestone,
Em G (C G) (C G)
'neath the halo of a street lamp, I turned my collar to the cold and damp
C C G (G Em)
When my eyes were stabbed by the flash of a neon light, That split the night.
G D Em Em|STOP
And touched the sound of silence.

Walking

4		1	-	2	-	3	-	4	-	
4		D	-	D	-	D	-	D	-	



Em

D

Em

3. And in the naked light I saw, Ten thousand people, maybe more.

Em

G

(C

G)

(C

G)

People talking without speaking, People hearing without listening,

C

C

G

(G

Em

People writing songs that voices never share, And no one dare

G

D

Em

Em

Disturb the sound of silence.

4

|

1

-

2

&

3

-

4

&

|

4

|

D

-

D

U

D

-

D

U

|

Em

D

Em

4. Fools said I, you do not know, Silence like a cancer grows.

Em

G

(C

G)

(C

G)

Hear my words that I might teach you, Take my arms that I might reach you.

C

C

G

(G

Em)

But my words like silent raindrops fell,

G

D

Em

Em

And echoed, In the wells, of silence

4

|

1

&

2

&

3

\$

4

&

|

4

|

D

U

C

U

D


U

C

U

|

C=Chuck



Esus2

D

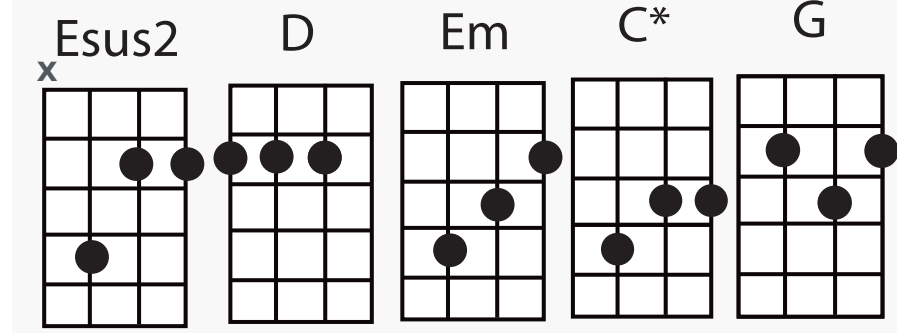
Em

C*

G

x

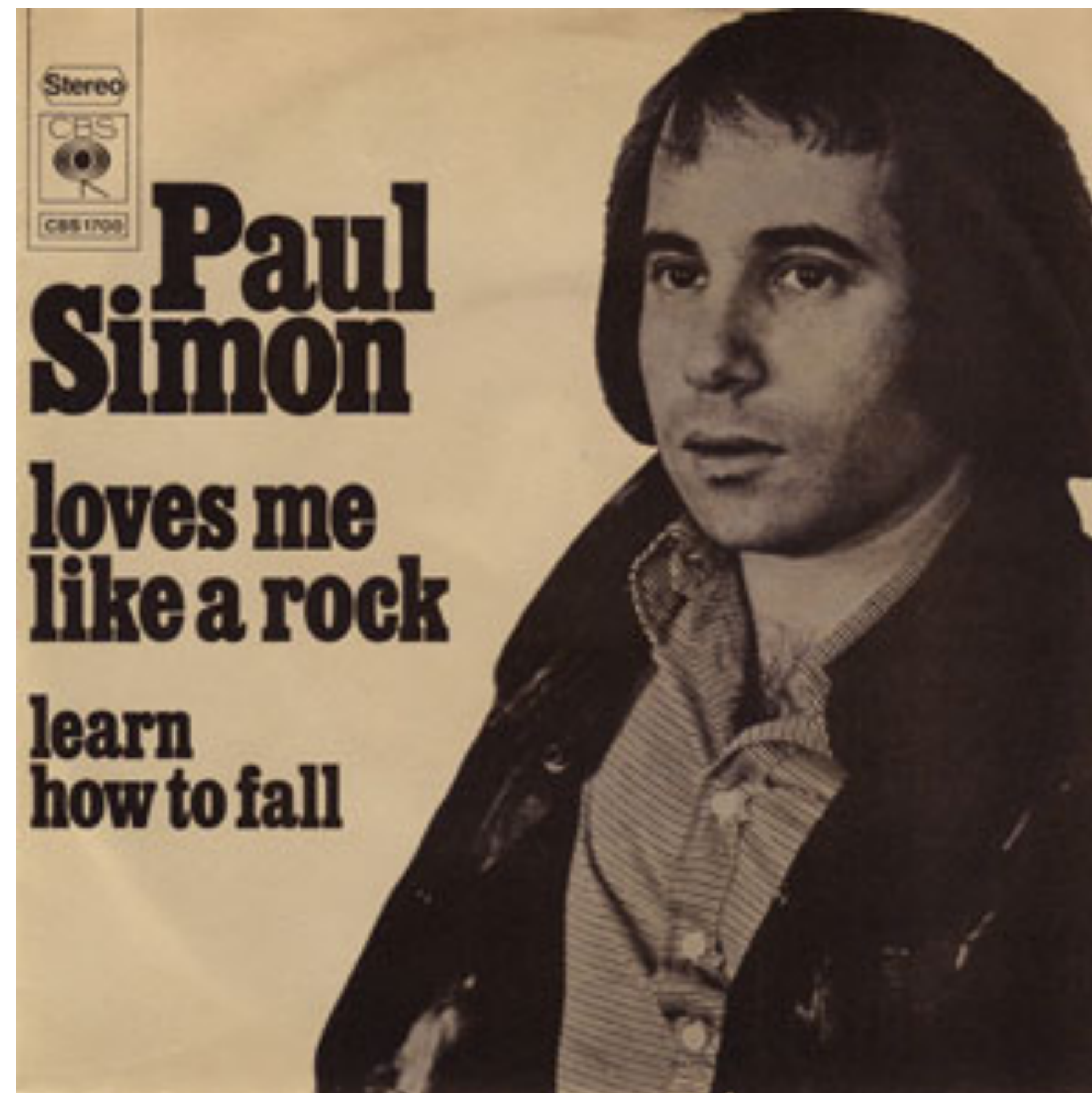
4 | 1 & 2 & 3 & 4 & |
4 | D U D U D U D U |
Loud, let it ring



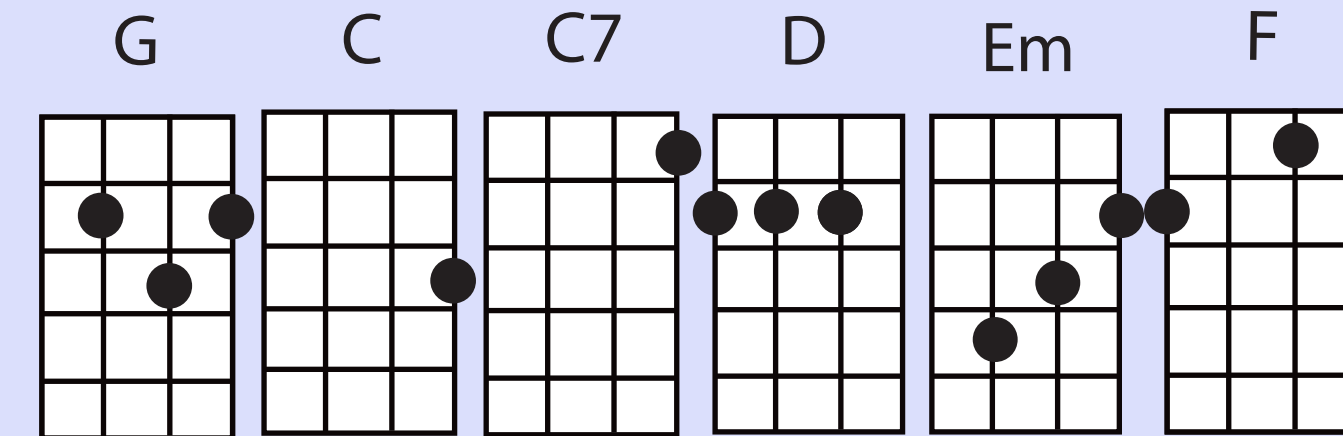
PAUL SIMON

LOVES ME LIKE A ROCK

WRITTEN BY:
PAUL SIMON



Chords



Strum pattern

| 1 - 2 - 3 & 4 & |
| D - D - D U D U |

Tempo

Loves Me Like A Rock


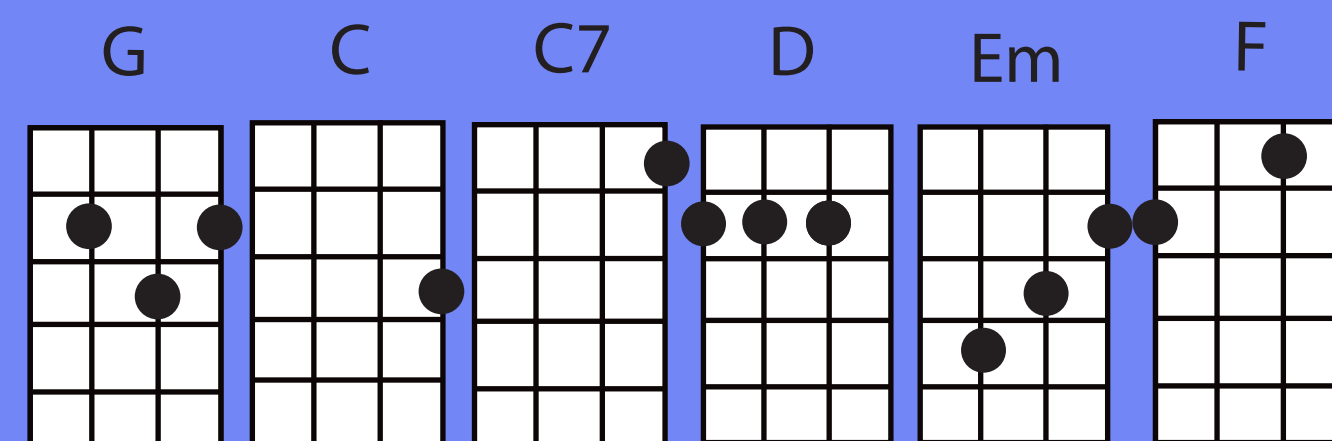
Paul Simon, 1973

YouTube video tutorial: <https://youtu.be/VcZ0i8ltx-w>

INTRO: Hmmm in G....

*[Light bouncy strum with
a deliberate pause: D-D-uD-uD-u]*

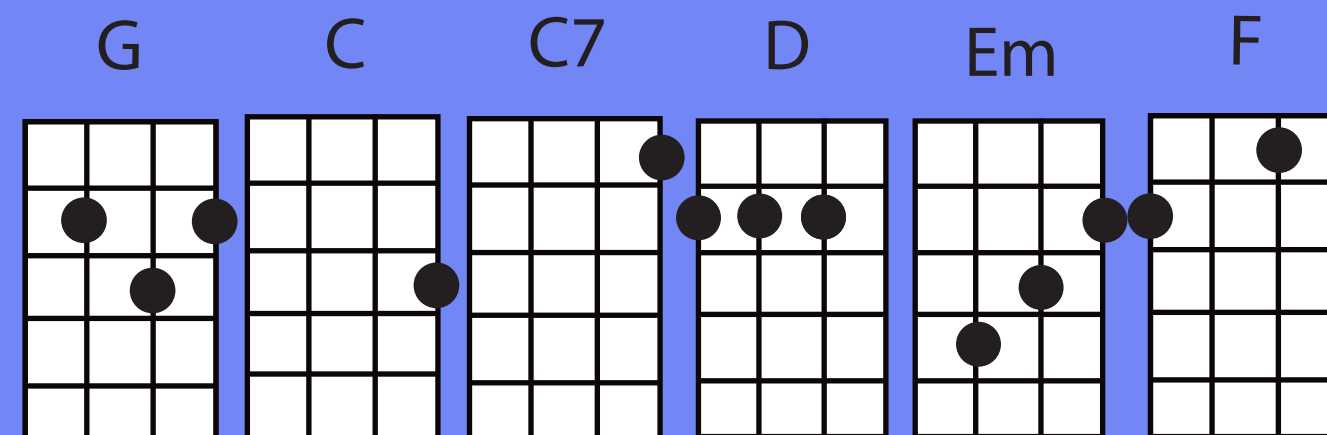
G				C	G			C
	X	X	X		X	X	X	
G				C	G	[hang]		
	X	X	X		X	X	X	



VERSE 1:

When I was a little boy
[when I - was just a boy]
And the Devil would call my name
[when I - was just a boy]
I'd say "now who do
Who do you think you're foolin?"
[when I - was just a boy]

I'm a consecrated boy
[when I - was just a boy]
I'm a singer in a Sunday choir,
Oh, my mama loves me, she loves me



CHORUS:

G

Em

She get down on her knees and hug me, like

C

G

She loves me like a rock

C

F

C

She rocks me like the rock of ages

G

C

G

C

G

And loves me

C

G

C

G


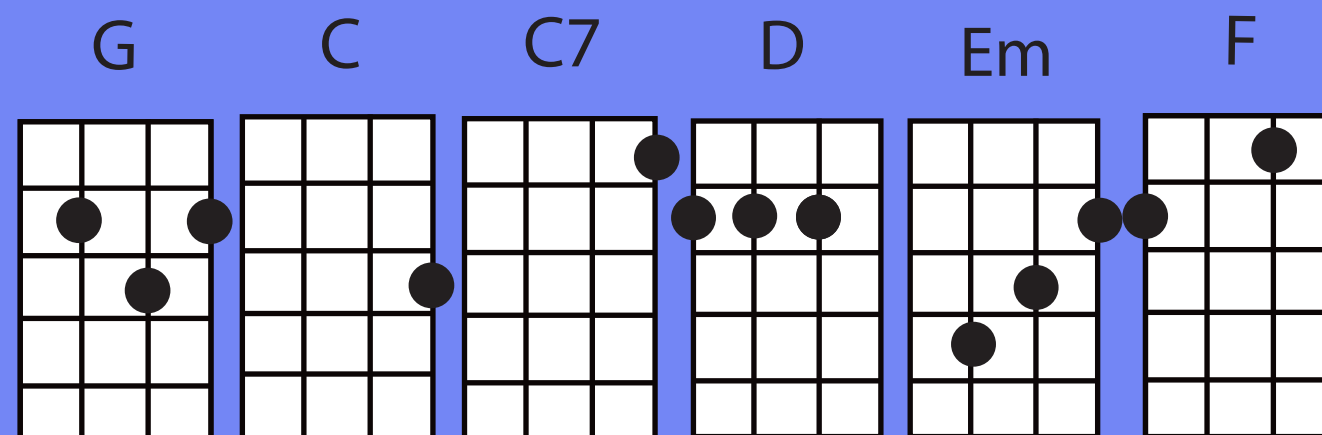
She love me, love me, love me, love me

C

G

C

G[hang]



VERSE 2:

When I was grown to be a man

C G

[grown - to be a man]

And the Devil would call my name

C G

[grown - to be a man]

C7

I'd say "now who do

G

Who do you think you're foolin?"

I'm a consummated man

C G

[grown - to be a man]


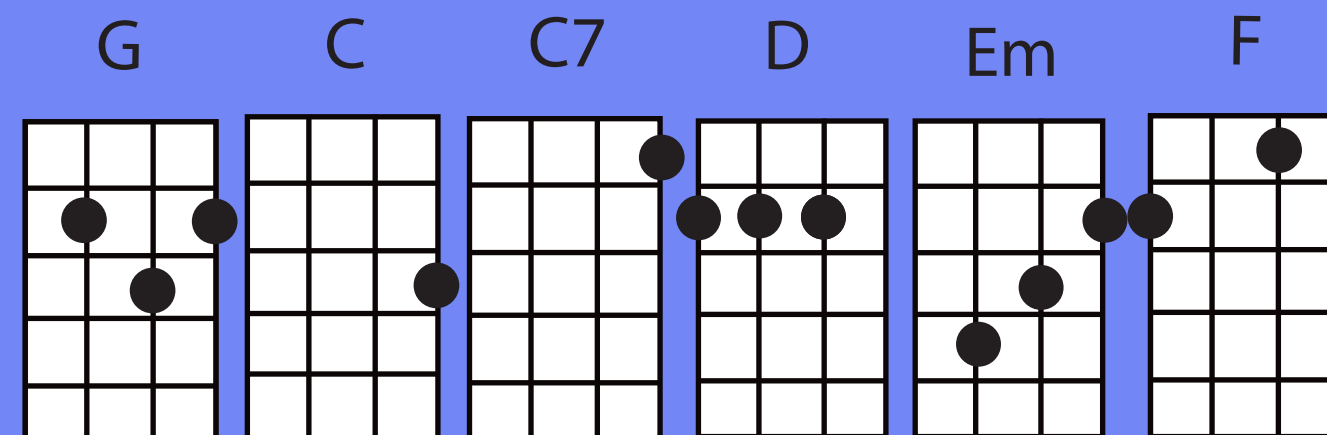
C7

I can snatch a little purity

G

D

My mama loves me, she loves me



CHORUS:

G

Em

She get down on her knees and hug me, like

C

G

She loves me like a rock

C

F

C

She rocks me like the rock of ages

G

C

G

C

G

And loves me

C

G

C

G


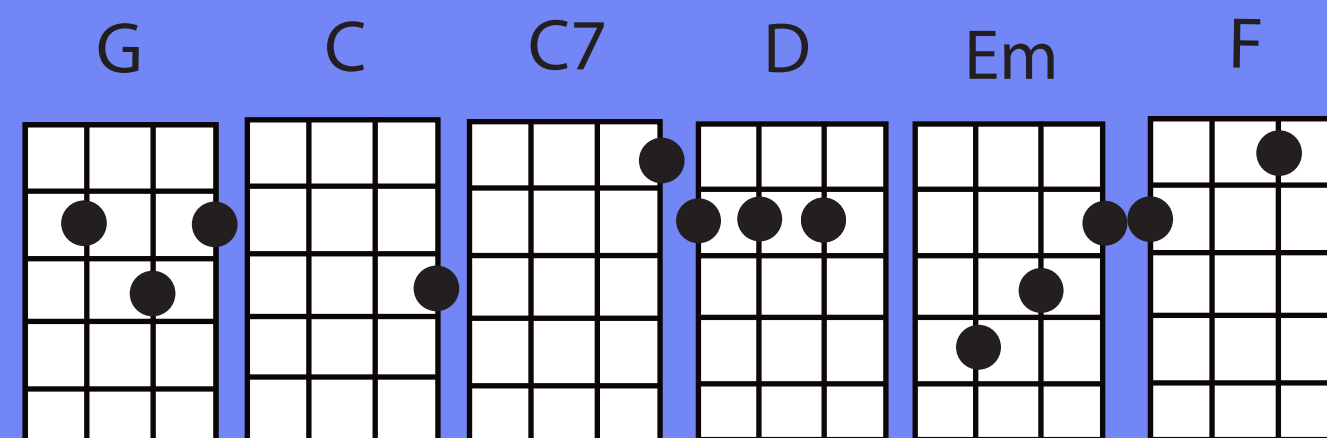
She love me, love me, love me, love me

C

G

C

G[hang]



VERSE 3:

And if I was the President

G
C G

[was - the President]

The minute Congress call my name

C G

[was - the President]

C7

I'd say "now who do

G

Who do you think you're foolin?"

I've got the Presidential seal

C G

[was - the President]


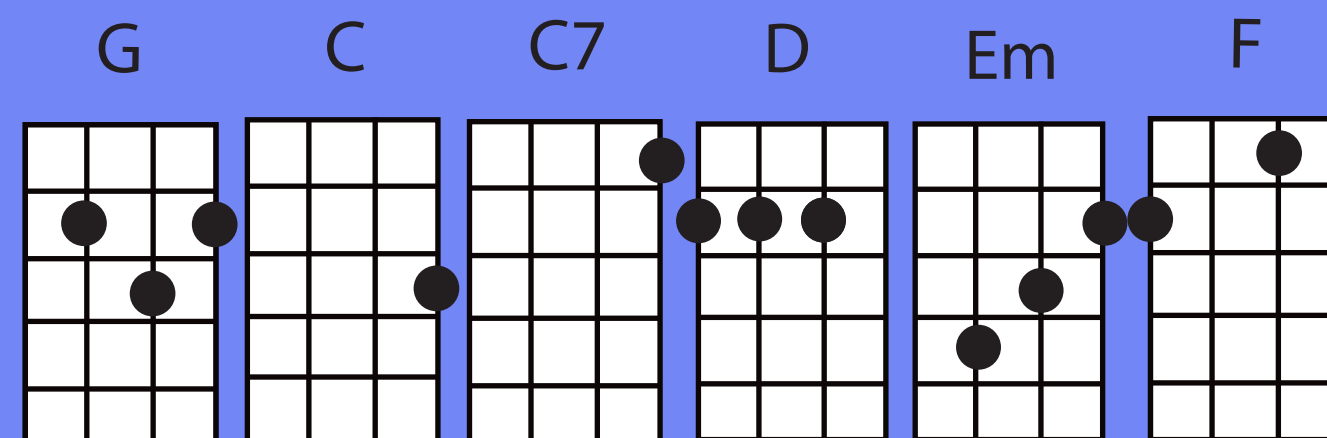
I'm up on the Presidential podium

C7

G

D

My mama loves me, she loves me

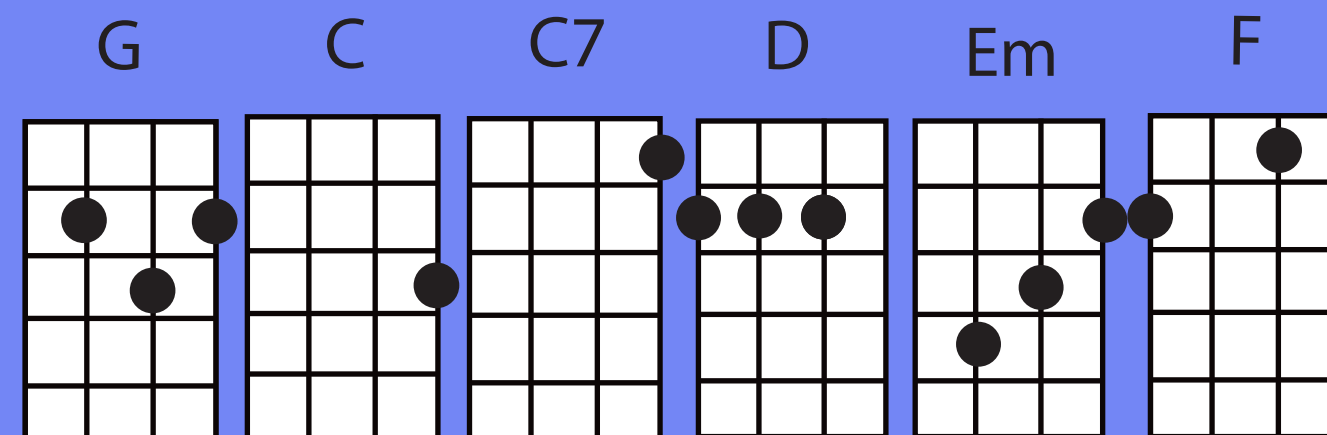


CHORUS:

G **Em**
She get down on her knees and hug me, like
C **G**
She loves me like a rock
C **F** **C**
She rocks me like the rock of ages
G **C G C G**
And loves me
C **G** **C** **G**
She love me, love me, love me, love me
C G C G

OUTRO:

C **G** **C** **G**
She love me, love me, love me, love me
C G C G
[love - me like a rock]
C **G** **C** **G**
She love me, love me, love me, love me
C G C G[hang]
[love - me like a rock]



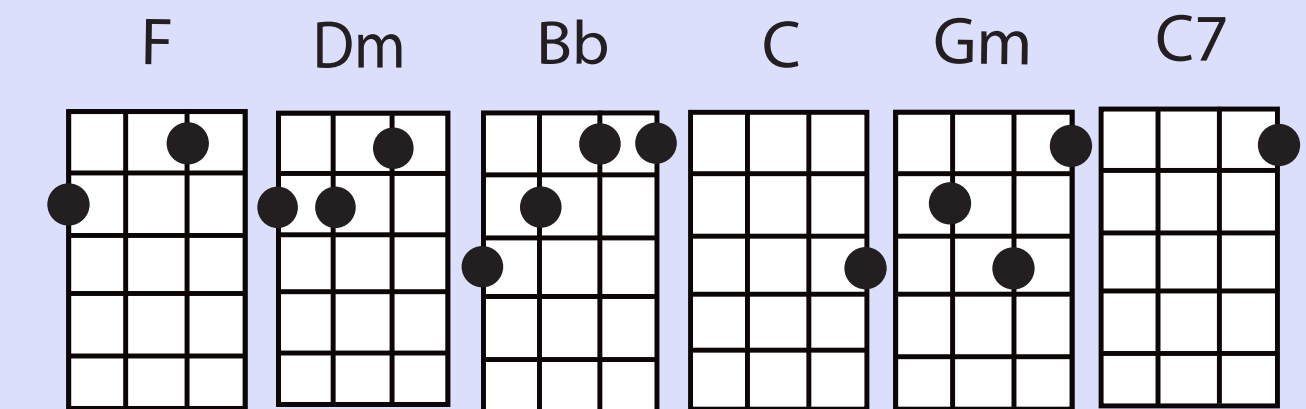
PAUL SIMON

MOTHER AND CHILD REUNION

WRITTEN BY:
PAUL SIMON



Chords



Strum pattern

4 | 1 & - & 3 & - & |
4 | D U - U D U - U |

Mother And Child Reunion Paul Simon


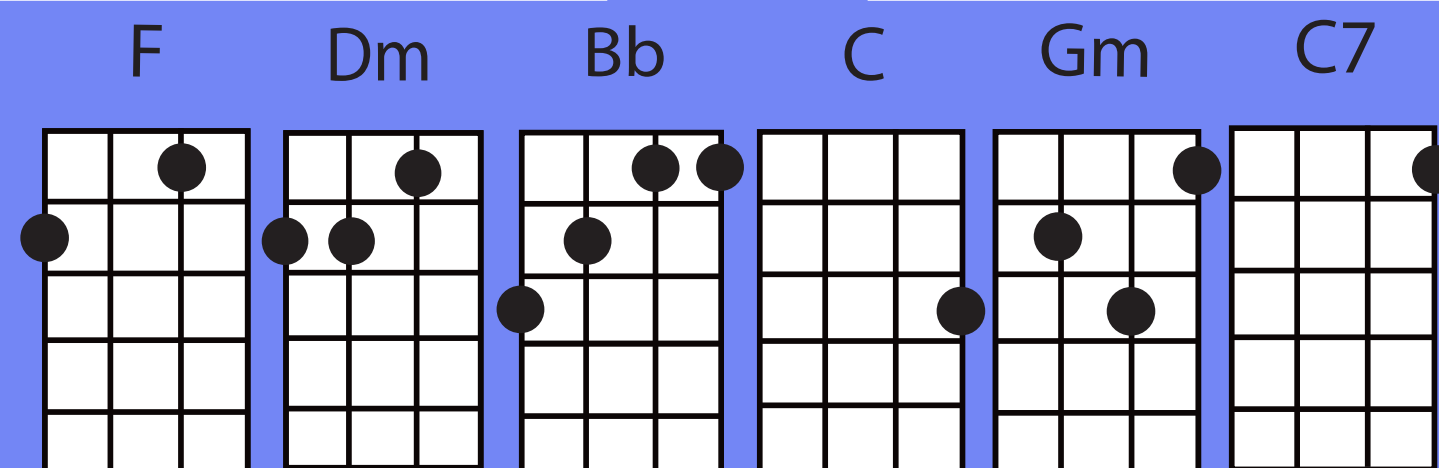
Hear this song at: <http://www.youtube.com/watch?v=KXsyXjZPvGU> (play along with capo at 4th fret)

From: Richard G's Ukulele Songbook www.scorpex.net/Uke

Intro: [F] [Dm] [F] [Dm] with riff over E1 E3 A0 C2

No I [Bb] would not [C] give you [F] false hope
On this [Bb] strange and [C] mournful [F] day
But the [Bb] mother and [C] child re[F]uni[Dm]on
Is [Gm] only a [F] motion a[C]way

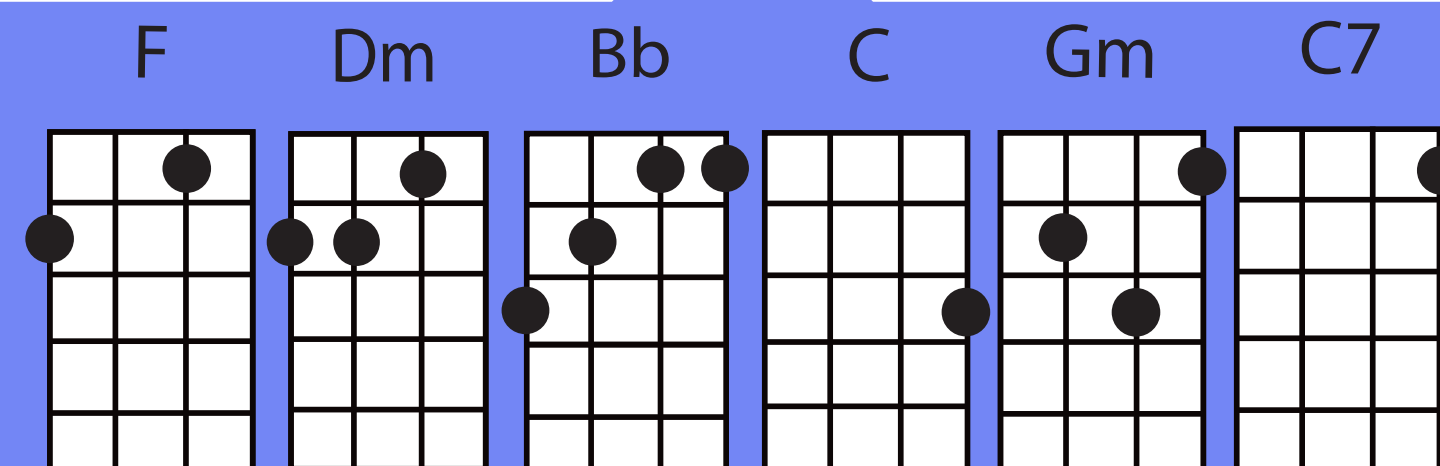

Oh little [Dm] darling of mine I can't for the [C] life of me
Remember a [Dm] sadder day I know they say [C] let it be
But it just don't work [Dm] out that way
And the course of a [Bb] lifetime runs over and [C] over again [C7]



No I [Bb] would not [C] give you [F] false hope
On this [Bb] strange and [C] mournful [F] day
But the [Bb] mother and [C] child re[F]uni[Dm]on
Is [Gm] only a [F] motion a[C]way

Oh little [Dm] darling of mine I just can't be[C]lieve it's so
Though it seems [Dm] strange to say I never been [C] laid so low
In such a [Dm] mysterious way
And the course of a [Bb] lifetime runs over and [C] over again [C7]

But I [Bb] would not [C] give you [F] false hope
On this [Bb] strange and [C] mournful [F] day
When the [Bb] mother and [C] child re[F]uni[Dm]on
Is [Gm] only a [F] motion a[C]way



Oh the [Bb] mother and [C] child re[F]union

Is [Bb] only a [C] motion a[F]way

Oh the [Bb] mother and [C] child re[F]uni[Dm]on

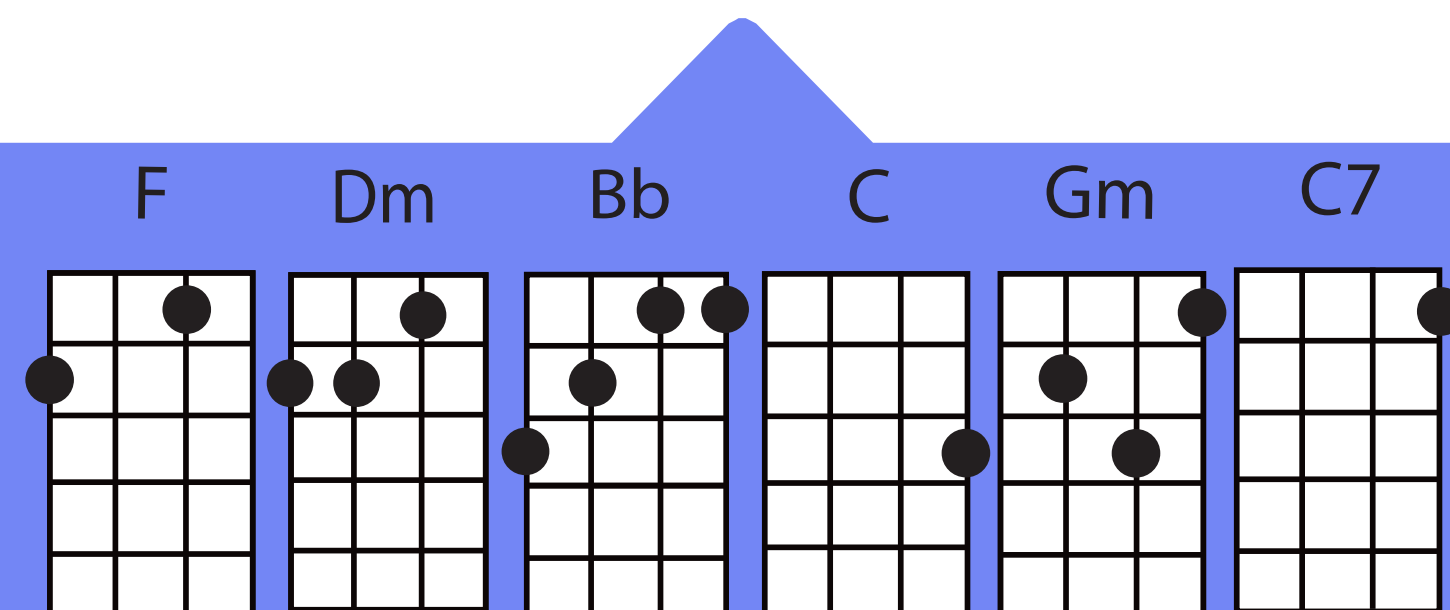
Is [Gm] only a [F] moment a[C]way

Oh the [Bb] mother and [C] child re[F]union

Is [Bb] only a [C] motion a[F]way

Oh the [Bb] mother and [C] child re[F]uni[Dm]on

Is [Gm] only a [F] moment a[C]way [F]



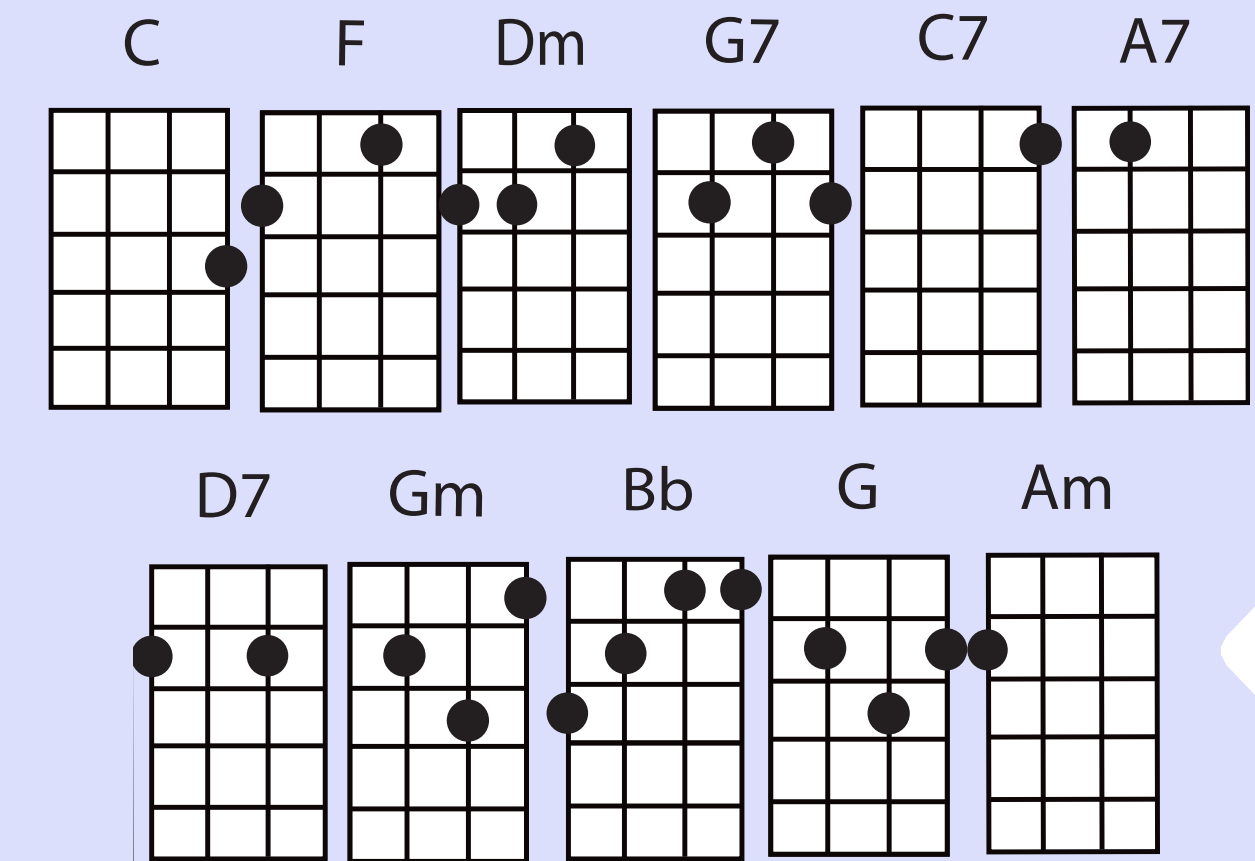
PAUL SIMON

KODACHROME

WRITTEN BY:
PAUL SIMON



Chords



Strum pattern

4 | 1 - 2 & - & 4 & |
4 | D - D U - U D U |

Kodachrome

key:Dm, artist:Paul Simon writer:Paul Simon

<https://www.youtube.com/watch?v=N4ltLp30KV8> Play along capo 2

INTRO

[C] [C] [C] [C]

When I think [C] back
on all the [C7] crap I learned in [F] high school

[Dm] It's a wonder

[G7] I can think at [C] all [Dm] [G7]

And though my [C] lack of edu-[C7]cation
hasn't [F] hurt me none

[Dm] I can read the [G] writing on the [C] wall [C7]

Koda[F]-chr-[A7]o--[D7]me

You [D7] give us those [Gm] nice bright [C] colors

You give us the [F] greens of [Bb] summers

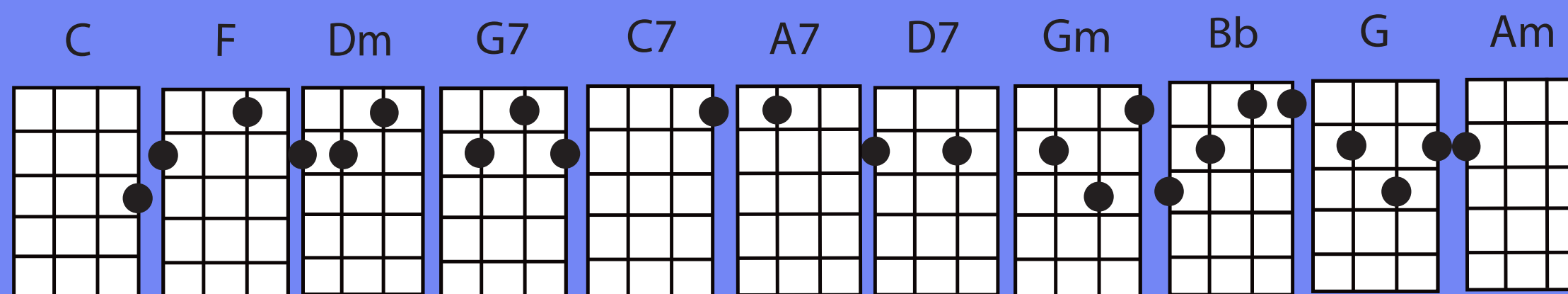

Makes you [G] think all the [C] world's a sunny [F] day, [A7] oh [D7] yeah!

[D7] I got a [Gm] Nikon [C] camera

I love to take a [F] photo-[Bb] graph

So Mama, don't [G] take my [C] Kodachrome a-[F]way [F] [Am] [Dm]

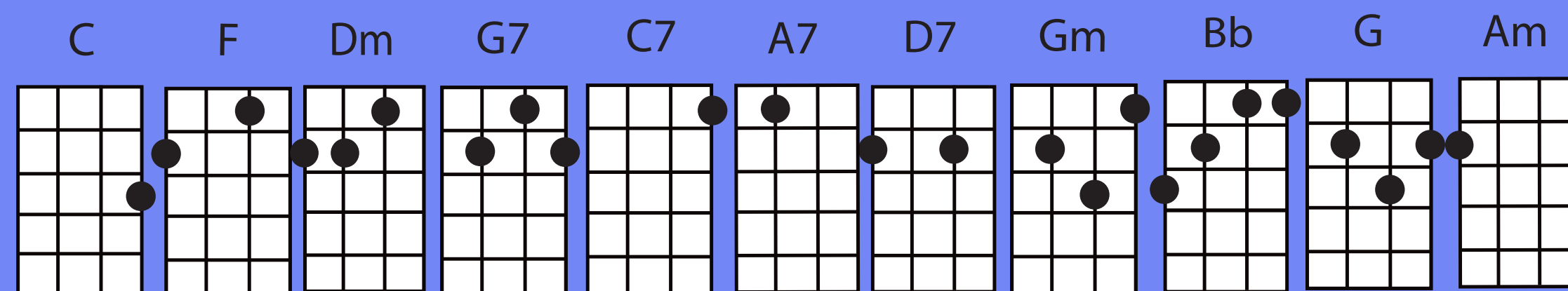

[G] [G7]



If you took **[C]** all the girls I **[C7]** knew
when I was **[F]** single
And **[Dm]** brought them all to-**[G7]** gether for one **[C]** night **[Dm]** **[G7]**
I know they'd **[C]** never match
my **[C7]** sweet imagi-**[F]**nation
[Dm] And everything looks **[G]** worse in **[G7]** black and **[C]** white **[C7]**

Koda**[F]**-chr-**[A7]**o--**[D7]**me
You **[D7]** give us those **[Gm]** nice bright **[C]** colors
You give us the **[F]** greens of **[Bb]** summers
Makes you **[G]** think all the **[C]** world's a sunny **[F]** day, **[A7]** oh **[D7]** yeah!
[D7] I got a **[Gm]** Nikon **[C]** camera
I love to take a **[F]** photo-**[Bb]** graph
So Mama, don't **[G]** take my **[C]** Kodachrome a-**[F]**way **[F]** **[Am]** **[Dm]**

Mama, don't **[F]** take my **[Am]** Kodachrome a-**[Dm]**way
Mama, don't **[F]** take my **[Am]** Kodachrome a-**[Dm]**way
Mama, don't **[F]** take my **[Am]** Kodachrome a-**[Dm]**way



[F] Mama, don't take my Kodachrome

[Am] Mama, don't take my Kodachrome

[Dm] Mama, don't take my Kodachrome (away)

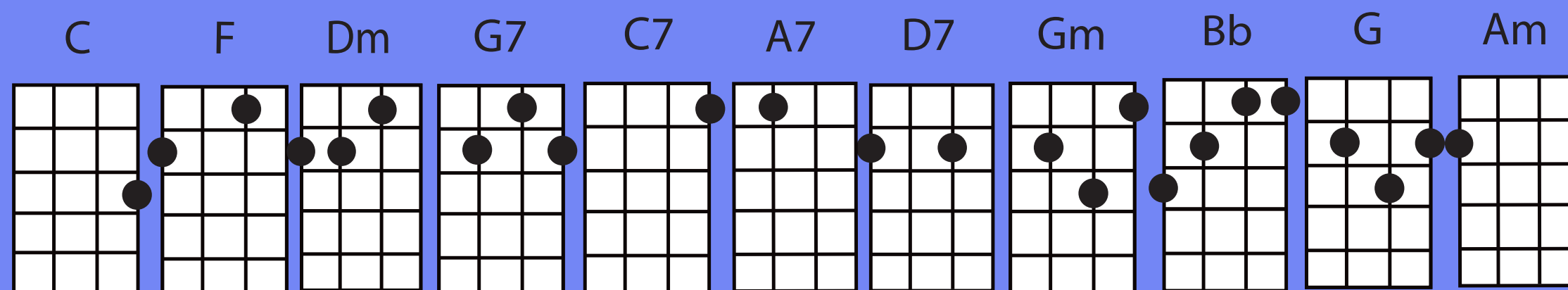
[F] Mama, don't take my Kodachrome

(**[Am]** Leave your boy so far from home)

[Dm] Mama, don't take my Kodachrome (away)

[F] Mama, don't take my Kodachrome **[Am]** whewwwwww

[Dm] Mama, don't take my Kodachrome (away) **[F] [Am] [Dm] End on F**



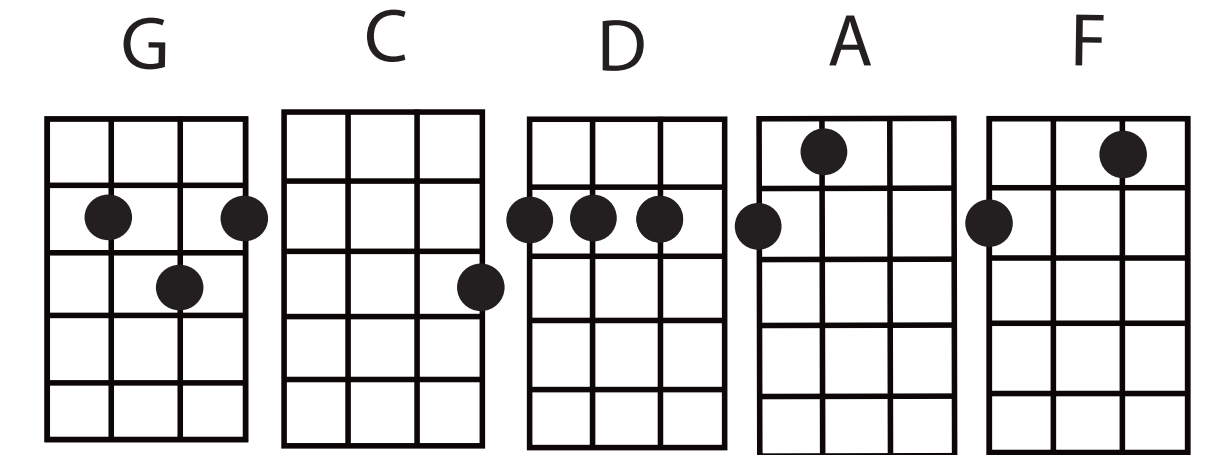
PAUL SIMON

ME & JULIO
DOWN BY THE
SCHOOLYARD

WRITTEN BY:
PAUL SIMON



Chords



Strum pattern

4 | 1 & 2 - 3 & 4 & |
4 | D U D - D U D U |
4 | - & - & 3 & 4 - |
4 | - U - U D U D - |

Me And Julio Down By The Schoolyard

Paul Simon, 1972

YouTube video tutorial: http://youtu.be/qMuXJYe4_4g

INTRO:

[Syncopated strum: D-D-DUDU-U-UDUDU]

G C G D *4x playing only high strings*
|X X X X|X X X X| *3x playing full chords*

VERSE 1:

G
The mama pajama rolled out of bed
C
And she ran to the police station
D
When the papa found out he began to shout
G [STOP]
And he started the investigation
D G
It's against the law - It was against the law
D G
What the mama saw - It was against the law

VERSE 2:

G
The mama looked down and spit on the ground
C
Every time my name gets mentioned
D
The papa said Oy, if I get that boy
G [STOP]
I'm gonna stick him in the house of detention

CHORUS:

C

G

Well I'm on my way - I don't know where I'm going

C

G

A

D

I'm on my way - I'm takin my time, but I don't know where

C

G

Goodbye to Rosie, the queen of Corona

G

F

C

D

G

C

G

D

See you, me and Julio, down by the schoolyard

G

F

C

D

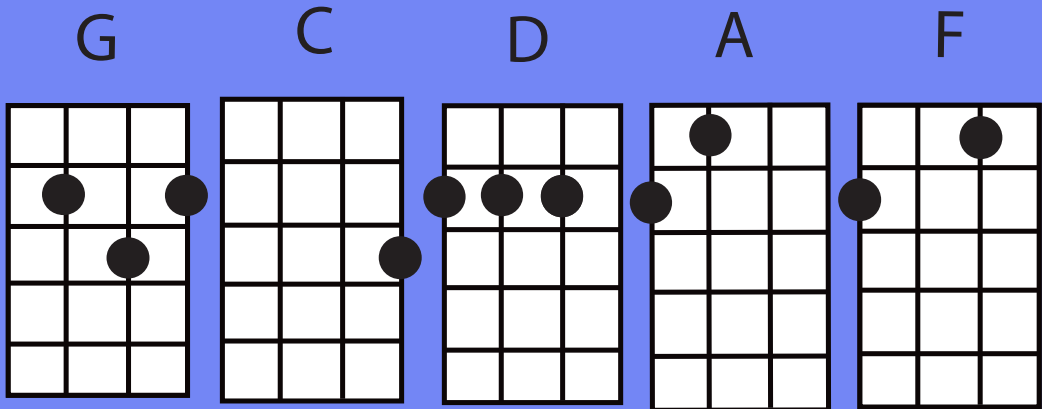

G

C

G

D

See you, me and Julio, down by the schoolyard



WHISTLING BRIDGE:

C G C G-A-D
C G
G-F-C-D G-C-G-D G-F-C-D G-C-G-D
D-D-D-D

VERSE 3:

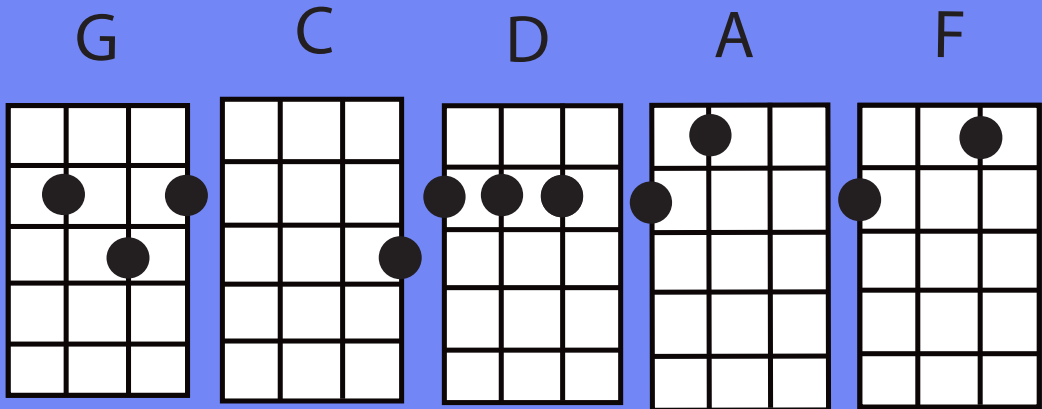
Whoa - in a couple of days they come and take me away
But the press let the story leak
And when the radical priest come to get me released
We was all on the cover of Newsweek

CHORUS:

Well I'm on my way - I don't know where I'm going
I'm on my way - I'm takin my time, but I don't know where
Goodbye to Rosie, the queen of Corona
See you, me and Julio, down by the schoolyard
See you, me and Julio, down by the schoolyard

OUTRO:

See you, me and Julio, down by the schoolyard
Z Z Z Z 3x
G C G D 4x End on G
End on G



**IT'S TIME FOR A
5 MINUTE INTERMISSION**



The Peninsula

**Ukulele Group needs your
help to continue to bring
you great ukulele
sessions each month!!!**



**You can donate to
the group by sending
a Venmo donation to us
at: @larry-shaw**



A photograph of two people from behind, looking into a large arena filled with a crowd. The arena is lit with blue stage lights, and a large speech bubble is overlaid on the image. The person on the right has curly hair and is wearing a dark vest over a light-colored shirt. The person on the left has short hair and is wearing a dark jacket.

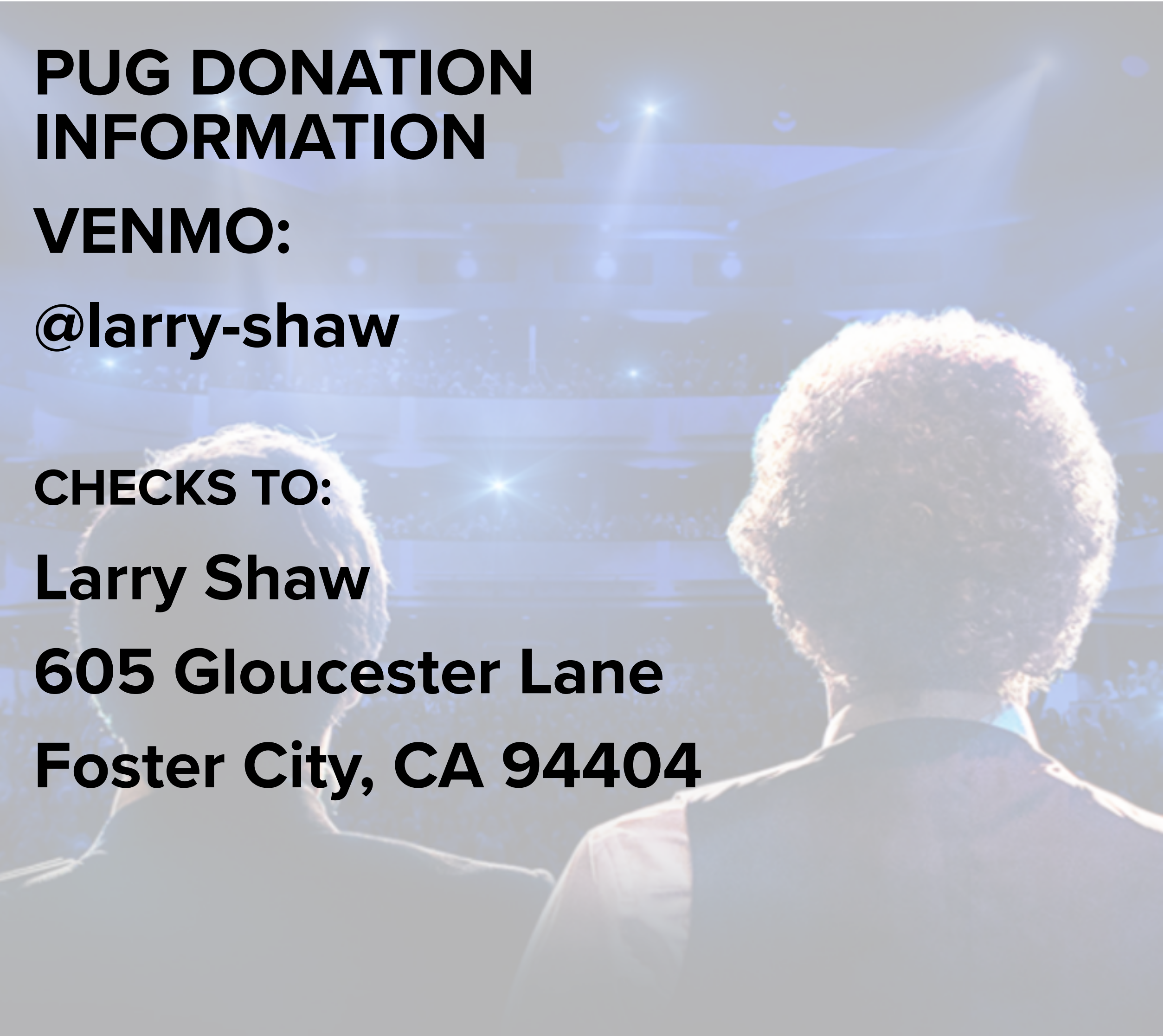
**Let's keep the
Peninsula Ukulele
Group growing!!**

**Or write a check to:
Larry Shaw
605 Gloucester Lane
Foster City, CA 94404**



**Thank you for being
a part of the Peninsula
Ukulele Group.**





PUG DONATION INFORMATION

VENMO:

@larry-shaw

CHECKS TO:

Larry Shaw

605 Gloucester Lane

Foster City, CA 94404

PAUL SIMON

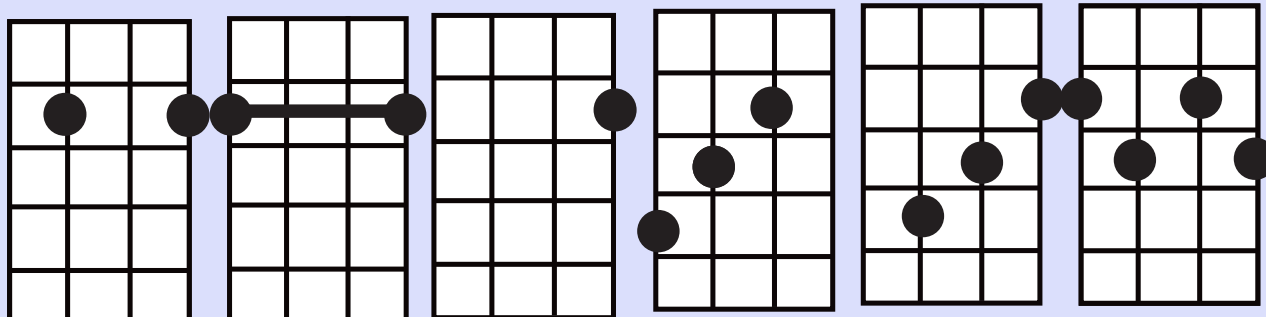
50 WAYS TO LEAVE YOUR LOVER

WRITTEN BY:
PAUL SIMON

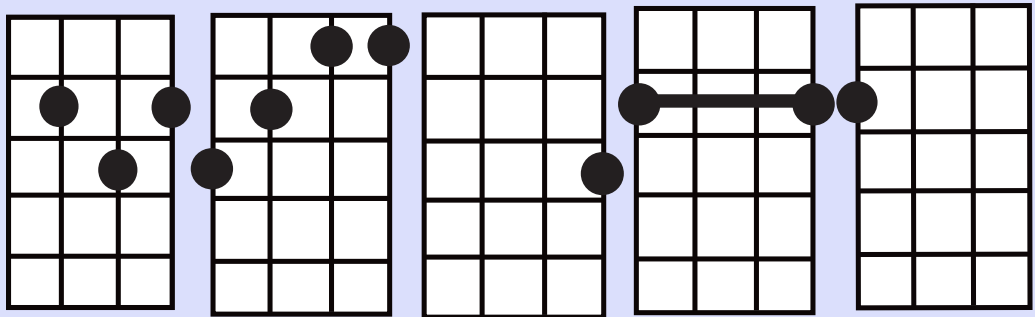


Chords

G6 D6 Cmaj7 B7 Em D#dim7



G Bb C B7 Am



Strum pattern

Verse

4 | 1 - - - 3 - - - |

4 | D - - - D - - - |

Chorus

4 | 1 & - & - & - & |

4 | D U - U = U - U |

50 Ways To Leave Your Lover

[Intro:]

Em D Cmaj7 B7b9 B7 Em D#dim F#dim Baug B Em D Cmaj7 B7b9 B7 Em Am7 Em

uke.

TAB

[Verse:]

Em D Cmaj7 B7b9 - B7 Em D#dim F#dim Baug - B
"The problem is all inside your head" She said to me "The answer is easy if you take it logically

Em D Cmaj7 B7b9 - B7 Em Am7 Em
I'd like to help you in your struggle to be free There must be fifty ways to leave your lover"

Em D Cmaj7 B7b9 - B7
She said, "It's really not my habit to intrude

Em D#dim F#dim Baug - B
Furthermore, I hope my meaning won't be lost or misconstrued

Em D Cmaj7 B7b9 - B7 Em Am7 Em
But I'll repeat myself at the risk of being crude There must be fifty ways to leave your lover

Em Am7 Em
Fifty ways to leave your lover"

Em D Cmaj7 B7b9 B7 D#dim F#dim Baug B Am7 G Bb6 C7

[Chorus :]

You just slip out the back, Jack, Make a new plan, Stan

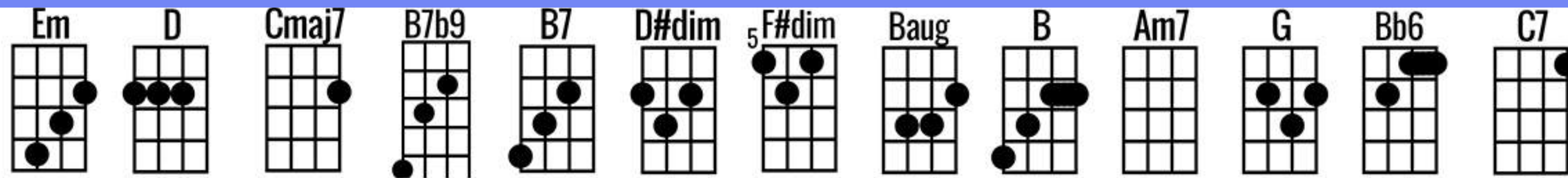

You don't need to be coy, Roy Just get yourself free

Hop on the bus, Gus, You don't need to discuss much, Just drop off the key, Lee and get yourself free

You just slip out the back, Jack, Make a new plan, Stan

You don't need to be coy, Roy Just get yourself free

Hop on the bus, Gus, You don't need to discuss much, Just drop off the key, Lee and get yourself free



[Verse:]

Em D Cmaj7 B7b9 - B7
She said, "It grieves me so to see you in such pain

Em D#dim F#dim Baug - B
I wish there was something I could do to make you smile again"

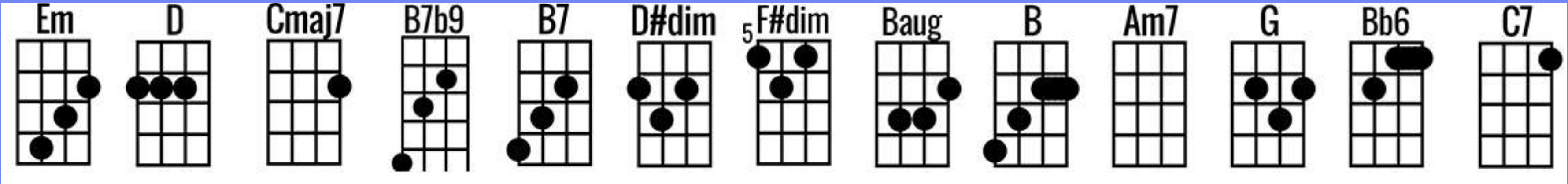
Em D Cmaj7 B7b9 - B7 Em Am7 Em
I said, "I appreciate that, and would you please explain about the fifty ways?"

Em D Cmaj7 B7b9 - B7
She said, "Why don't we both Just sleep on it tonight

Em D#dim F#dim Baug - B
And I believe in the morning You'll begin to see the light"

Em D Cmaj7 B7b9 - B7 Em Am7 Em
And then she kissed me and I realized she probably was right. There must be fifty ways to leave your lover

Em Am7 Em
Fifty ways to leave your lover"



[Chorus :]

G

Bb6

C7

G

G

Bb6

C7

G

G

Bb6

C7

G

You just slip out the back, Jack, Make a new plan, Stan

You don't need to be coy, Roy Just get yourself free

Hop on the bus, Gus, You don't need to discuss much, Just drop off the key, Lee and get yourself free

You just slip out the back, Jack, Make a new plan, Stan

You don't need to be coy, Roy Just get yourself free

Hop on the bus, Gus, You don't need to discuss much, Just drop off the key, Lee and get yourself free

DRUM SOLO

Em

D

Cmaj7

B7b9

B7

D#dim

5F#dim

Baug

B

Am7

G

Bb6

C7

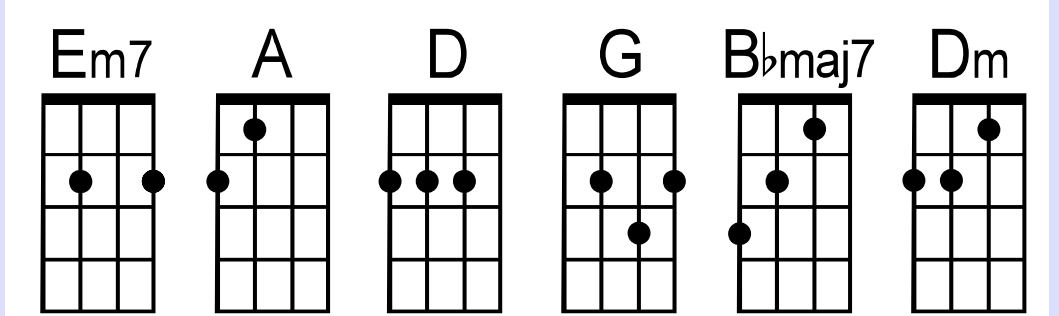
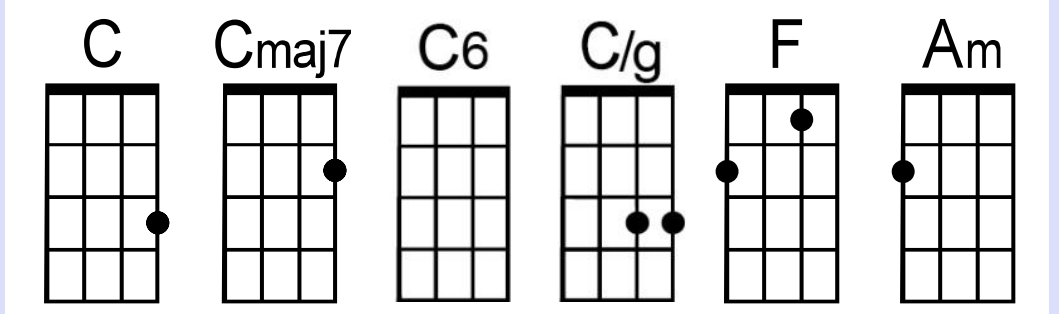
SIMON & GARFUNKEL

AMERICA

WRITTEN BY:
PAUL SIMON



Chords



Strum pattern

3 | 1 - 2 & 3 - |
4 | D - D U D - |

America

by Paul Simon (1968)

Intro:

C . . | CMaj7 . . | C6 . . | C/g . . | F . . | . . . | . . . | . . . |

Hm——hm——hm——hm——hm hm-hm hm——

C . . | CMaj7 . . | C6 . . | C/g . . | F . . | . . . | . . . | . . . |

Hm——hm——hm——hm——hm hm-hm hm——

C . . | CMaj7 . . | C6 . . | C/g . . | F . . | . . . | . . . | . . . |

Let us be lov—ers, we'll mar-ry our for—tunes to-geth-er——

C . . | CMaj7 . . | Am . . | . . . | . . . | . . . | . . . |

I've got some real—e-state here in my bag—— (Oo——oo-oo-


Em7 . . | . . . | A . . | . . . | Em7 . . | . . . | A . . | . . .

oo——) So we bought a pack of cigar-ettes, and Mrs——Wag—ner's pi-i-ies——

. | D . . | C . . | G . . | C . . | CMaj7 . . | C6 . . | C/g . . |

And walked—— off—— to look for— A-mer——i—ca——

F . . | . . . | . . . | . . . |



C

Cmaj7

C6

C/g

F

Am

Em7

A

D

G


Bbmaj7

Dm

C . . | CMaj7 . . | C6 . . | C/g . . | F . . | . . . | . . . | . . . |
 "Kath-y," I said as we board-ed a Grey-hound in Pitts-burg——
 C . . | CMaj7 . . | Am . . | . . . | . . . | . . . | . . . |
 "Mich-i—gan seems— like a dream— to me now——"
 G . . | . . . | . . . | . . . |
 It took me four days— to hitch-hike from Sag-a—naw
 D . . | G . . | D . . | CMaj7 . . | . . . | . . . | . . . |
 I've—— come— to look for— A-mer——i—ca——

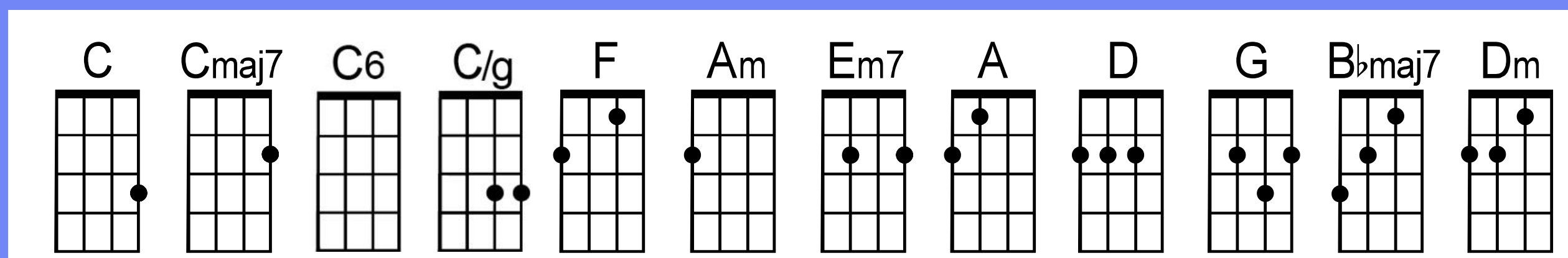

Bridge:

Bbmaj7 . . | . . . | . . . | . . . | CMaj7 . . | . . . | . . . | . . . |
 Laugh-ing on the bus—— playing games— with the fac-es——
 Bbmaj7 . . | . . . | . . . | . . . | CMaj7 . . | . . . | . . . | . . . |
 She said the man— in the ga—ber-dine suit was a spy——
 F . . | . . . | . . . | . . . | C . . | CMaj7 . . | C6 . . | C/g . . |
 I said be care-ful his bow-tie is real-ly a ca——mer-a——
 F . . | . . . | . . . | . . . |



C	CMaj7	C6	C/g	F	Am	Em7	A	D	G	Bbmaj7	Dm

C . . | C_{Maj7} . . | C₆ . . | C/g . . | F . . | . . . | . . . | . . . |
 Toss me a cig—ar—ette I think there's one in my rain-coat———
 C . . | C_{Maj7} . . | A_m . . | . . . | . . . | . . . | . . . |
 We smoked the last one an ho—ur a—go———(Oo—oo-oo-
 E_{m7} . . | . . . | A . . | . . . | E_{m7} . . | . . . | A . . | . .
 oo——) So I looked at the scener-y—— she read her maga-zine——
 . | D . . | C . . | G . . | C . . | C_{Maj7} . . | C₆ . . | C/g . . |
 And the moon—— rose—— o—ver an o———pen field
 F . . | . . . | . . . | . . . |



C . . | C_{Maj7} . . | C₆ . . | C/g . . | F . . | . . . | . . . | . .

"Kath-y I'm lost—," I said—, though I knew she was sleep-ing—

. | C . . | C_{Maj7} . . | A_m . . | . . . | . . . | . . . | . . .

I'm emp-ty and ach-ing and I— don't— know— why—y-y-y—

G . . | . . . | . . . | . . . | . . .

Count-ing the cars on the New Jer-sey Turn-pike

. | D . . | G . . | D . . | C_{Maj7} . . | . . . | . . . | . . . | . . .

They've all— come— to look for— A-mer— i—ca—

D . . | G . . | D . . | C_{Maj7} . . | . . . | . . . | . . . | . . .

all— come— to look for— A-mer— i—ca—

(for—A—mer—i—ca—)

D . . | G . . | D . . | C_{Maj7} . . | . . . | . . . | . . . | . . .

all— come— to look for— A-mer— i—ca—

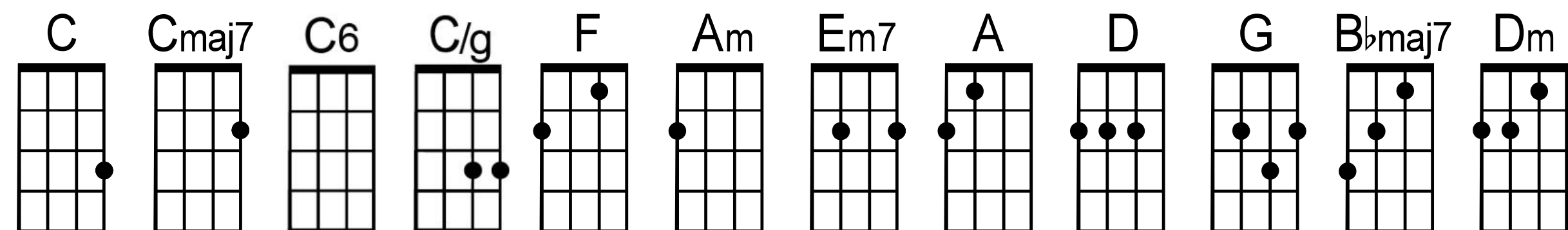
(for—A—mer—i—ca—)

Outro:

C . . | C_{Maj7} . . | C₆ . . | C/g . . | F . . | A_m . . | D_m . . | F . . |

[Slowly fade]

C . . | C_{Maj7} . . | C₆ . . | C/g . . | F . . | A_m . . | D_m . . | F . . | C\



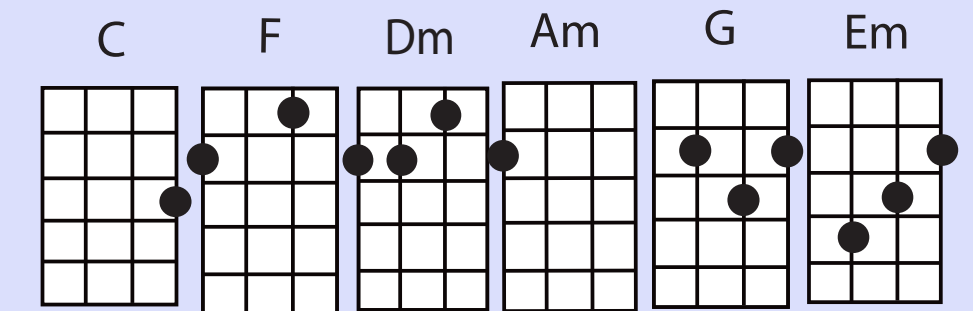
SIMON & GARFUNKEL

KATHY'S SONG

WRITTEN BY:
PAUL SIMON

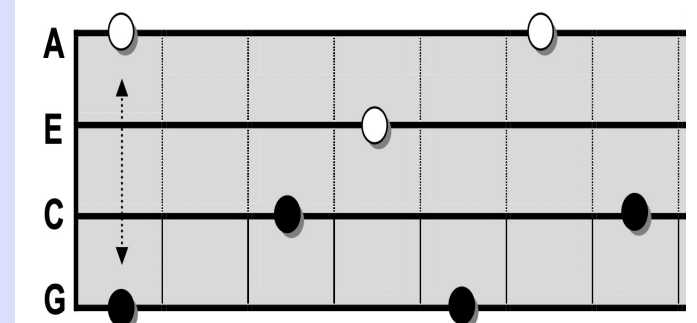


Chords



Strum pattern

Travis Picking



Or: 1423 pick
Outside/inside

Kathy's Song

Words and music © Paul Simon

key:C, artist:Simon and Garfunkel

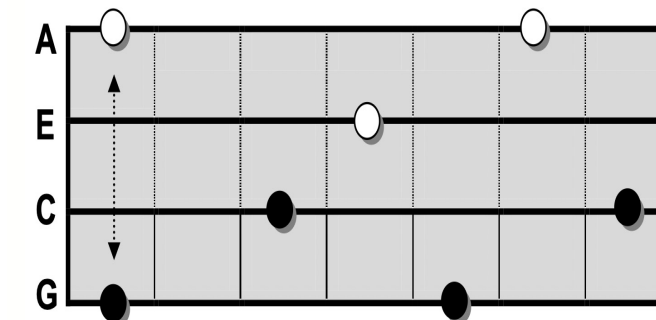
Intro: C/Csus4 x2, Travis picking or down strums

[C] I hear the [F] drizzle of the [C] rain
[Dm] like a [Am] memory it [G7] falls
[C] Soft and [C] warm con-[C]tinu-[F]ing
[Dm] tapping [Am] on my [G] roof and [C] walls [F] [C]

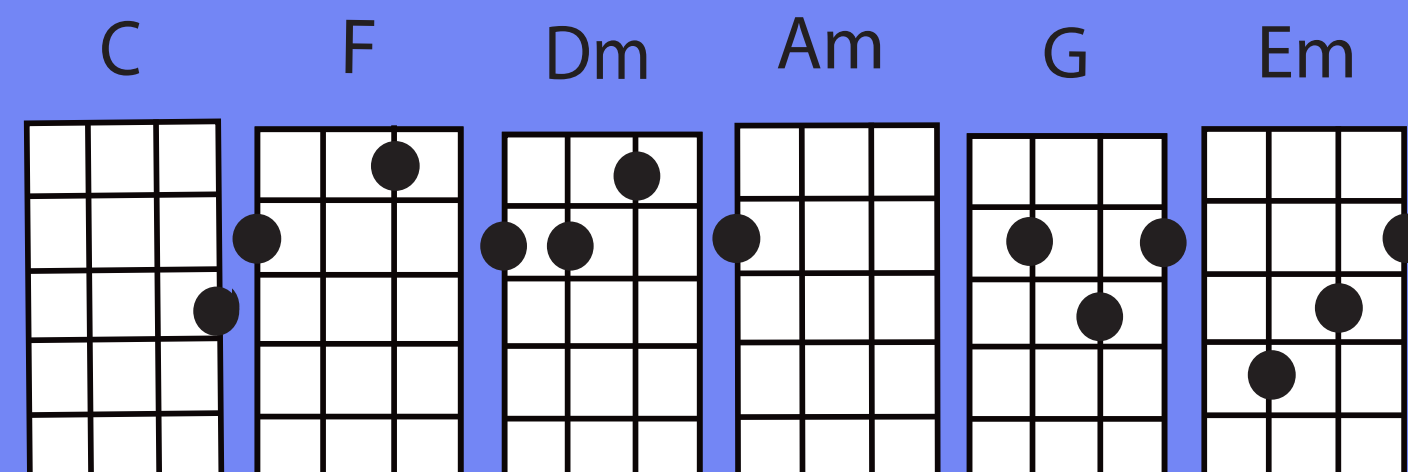
[C] And from the [F] shelter of my [C] mind
[Dm] through the [Am] window of my [G7] eyes
[C] I gaze be-[Em]yond the [C] rain drenched [Am] streets
[Dm] to Eng-[Am]land where my [G] heart [C] lies [F] [C]

[C] My mind's dis-[F]tracted and [C] diffused
[Dm] my thoughts are [Am] many [G7] miles away
[C] they lie with [Em] you [C] when you're [F] asleep
and [Dm] kiss you [Am] when you [G] start your [C] day
[F] [C]

Travis Picking



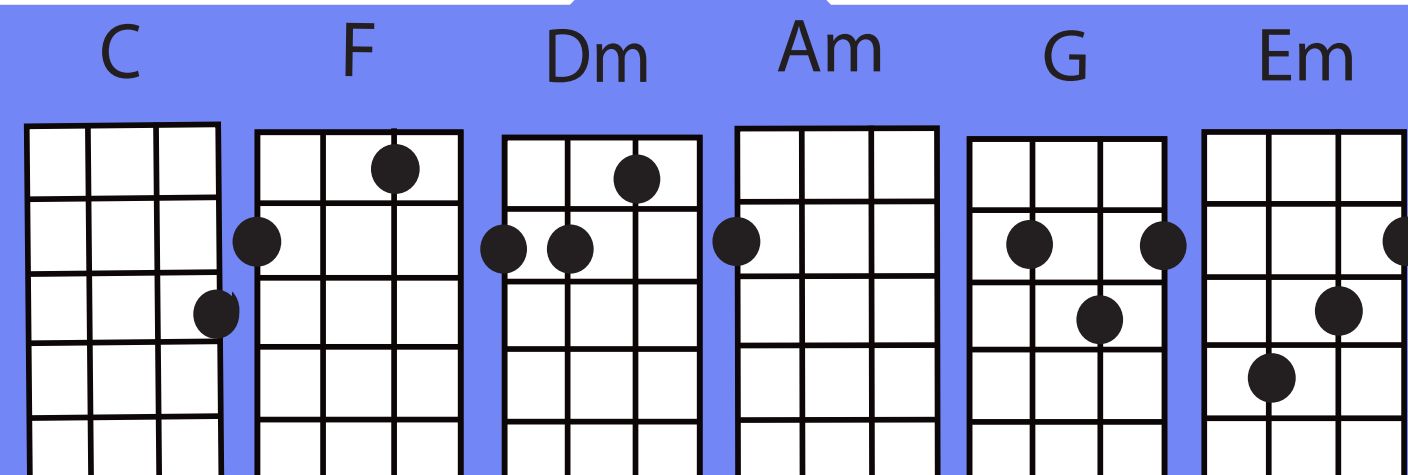
Or: 1423 pick
Outside/inside



And a [C] song I was [F] writing is left [C] undone
[Dm] I don't know [Am] why I spent my [G7] time
[C] writing [Em] songs I [C] can't [F] believe
[Dm] with words that [Am] tear and [G] strain to [C] rhyme [F] [C]

[C] And so you [F] see I have come to [C] doubt
[Dm] All that [Am] I once [F] held as [G7] true
[C] I stand [Em] alone with-[F]out beliefs
[Dm] The only [Am] truth I [G] know is [C] you [F] [C]

[C] And as I [F] watch the drops of [C] rain
[Dm] weave their [Am] weary [F] paths and [G7] die
[C] I know that [Em] I am [C] like the [F] rain
[Dm] There but for the [Am] grace of [G] you go [C] I [F] [C]



SIMON &
GARFUNKEL

SCARBOROUGH
FAIR

WRITTEN BY:
PAUL SIMON



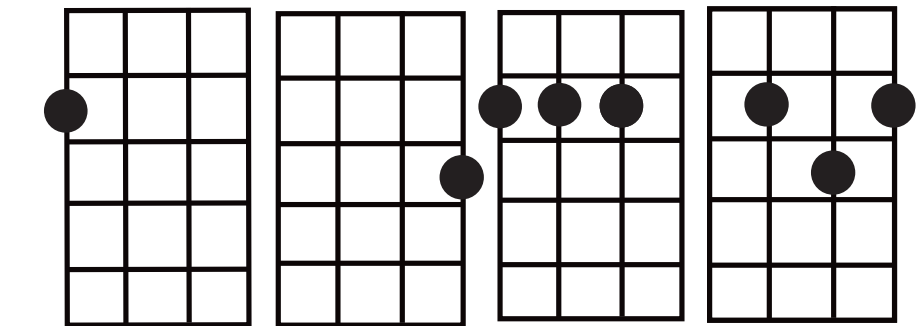
Chords

Am

C

D

G



Strum pattern

3 | 1 & 2 & 3 & |

4 | D U D U D - |

Scarborough Fair

key:Am, artist:Paul Simon writer:Traditional

Intro- [Am] [C] [G] [Am] [Am] [Am] [Am]

[Am] Are you [C] going to [G] Scarborough [Am] Fair 2 beats

[C] Parsley, [Am] sage, [C] rose[D]mary and [Am] thyme

Remember [C] me to one who lives [G] there

[Am] She once [G] was a true love of [Am] mine 4 beats

[Am] Tell her to [C] make me a [G] cambric [Am] shirt 2 beats

[C] Parsley, [Am] sage, [C] rose[D]mary and [Am] thyme

Without any [C] seams or fine needle [G] work

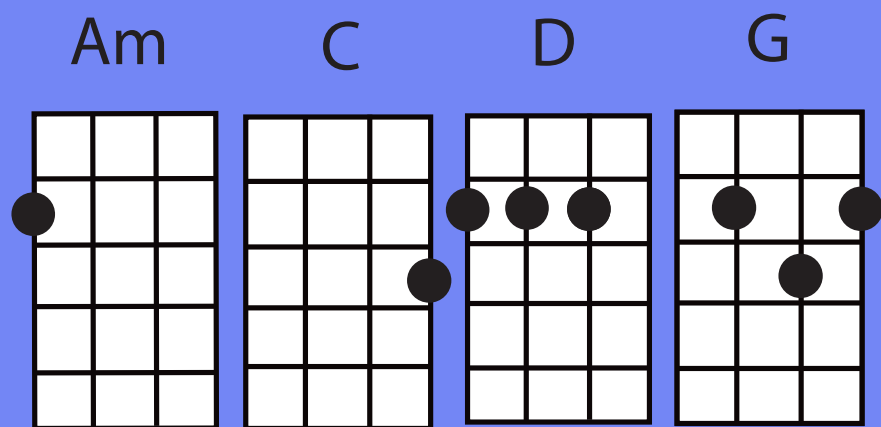

[Am] Then she'll [G] be a true love of [Am] mine 4 beats

[Am] Tell her to [C] find me an [G] acre of [Am] land 2 beats

[C] Parsley, [Am] sage, [C] rose[D]mary and [Am] thyme

Between the salt [C] water and the sea [G] strands

[Am] Then she'll [G] be a true love of [Am] mine 4 beats



[Am] Tell her to **[C]** reap it with a **[G]** sickle of **[Am]** leather **2 beats**

[C] Parsley, **[Am]** sage, **[C]** rose **[D]** mary and **[Am]** thyme

And gather it **[C]** all in a bunch of **[G]** heather

[Am] Then she'll **[G]** be a true love of **[Am]** mine **4 beats**

[Am] When you've **[C]** done and **[G]** finished your **[Am]** work **2 beats**

[C] Parsley, **[Am]** sage, **[C]** rose **[D]** mary and **[Am]** thyme

Then come into **[C]** me for your Cambric **[G]** shirt

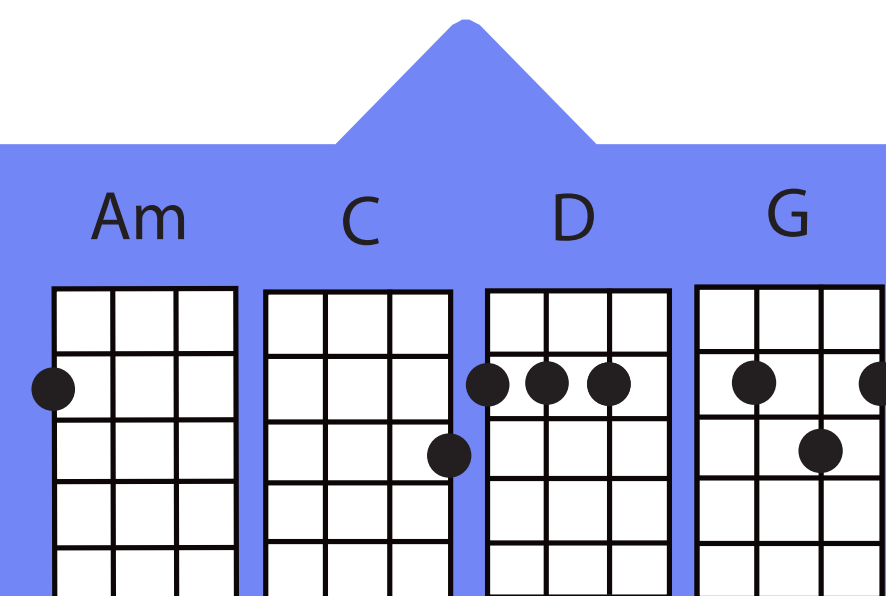
[Am] And you shall **[G]** be a true love of **[Am]** mine **4 beats**

[Am] Are you **[C]** going to **[G]** Scarborough **[Am]** Fair **2 beats**

[C] Parsley, **[Am]** sage, **[C]** rose **[D]** mary and **[Am]** thyme

Remember **[C]** me to one who lives **[G]** there

[Am] Then she'll **[G]** be a true love of **[Am]** mine **Am 4 beats End**



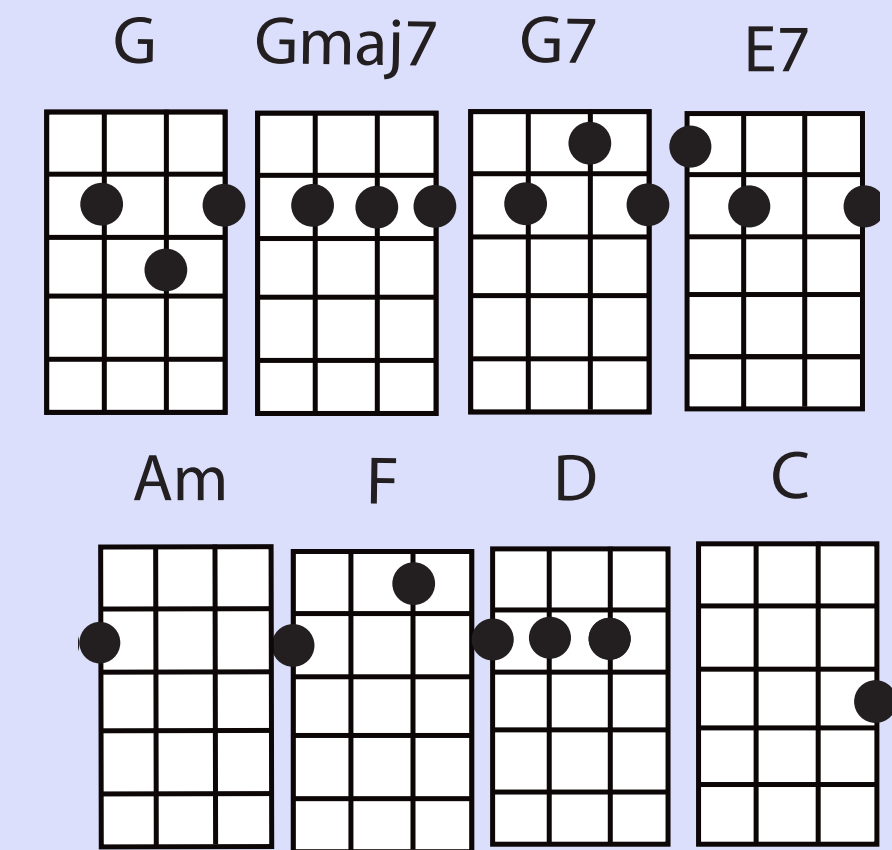
**SIMON &
GARFUNKEL**

**HOMeward
BOUND**

**WRITTEN BY:
PAUL SIMON**



Chords




Strum pattern

4 | 1 & 2 & 3 & 4 & |
4 | D U D U D U D U |

Homeward Bound

Intro

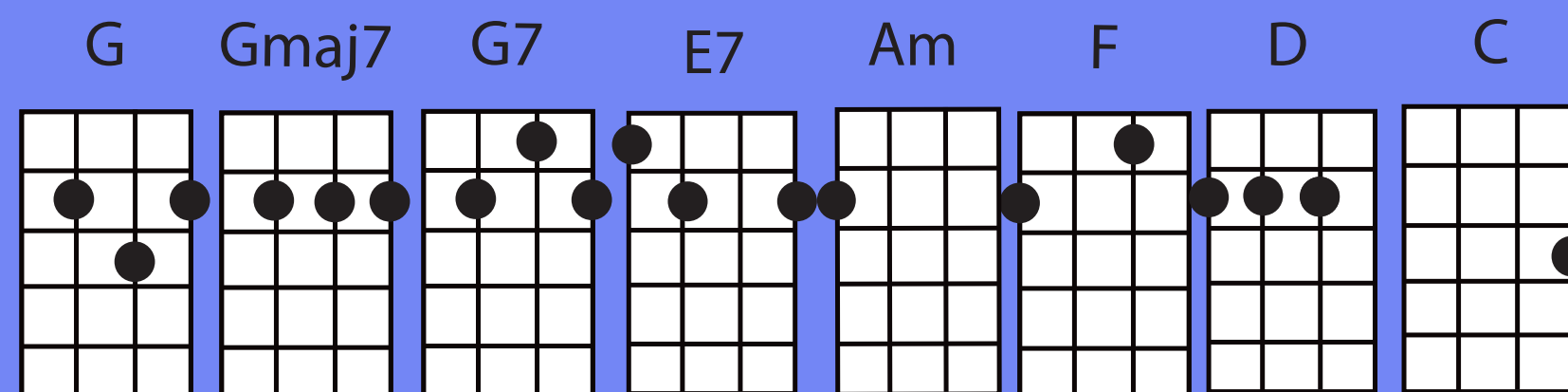



key:G, artist:Simon & Garfunkel writer:Paul Simon

I'm **[G]** sitting in the railway station.
Got a **[Gmaj7]** ticket for my destina-**[G7]**tion, mmm**[E7]**mmm
[Am] On a tour of one-night stands
my **[F]** suitcase and guitar in hand.
And **[G]** ev'ry stop is neatly planned
for a **[D]** poet and one-man ba-**[G]**nd.

Homeward **[C]** bound, wish I **[G]** was, Homeward **[C]** bound,
[G] Home where my **[Am]** thought's escaping
[G] Home where my **[Am]** music's playing,
[G] Home where my **[Am]** love lays waiting
[D] Silently for **[G]** me.

[G] Ev'ry day's an endless stream
Of **[Gmaj7]** cigarettes and maga-**[G7]**zines, mmm **[E7]**mmm
And **[Am]** each town looks the same to me,
the **[F]** movies and the factories
And **[G]** ev'ry stranger's face I see
re-**[D]**minds me that I long to be—**[G]**e,



Homeward **[C]** bound, wish I **[G]** was, Homeward **[C]** bound,
[G] Home where my **[Am]** thought's escaping
[G] Home where my **[Am]** music's playing,
[G] Home where my **[Am]** love lays waiting
[D] Silently for **[G]** me.

[G] Tonight I'll sing my songs again,
I'll **[Gmaj7]** play the game and pre-**[G7]**tend, mmm**[E7]**mmm
But **[Am]** all my words come back to me in **[F]** shades of mediocrity
Like **[G]** emptiness in harmony I **[D]** need someone to comfort me**[G]**e.

Homeward [C] bound, wish I [G] was, Homeward [C] bound,
[G] Home where my [Am] thought's escaping
[G] Home where my [Am] music's playing,
[G] Home where my [Am] love lays waiting
[D] Silently for [G] me.

[D] Silently for **[G]** me.

Outro

G

a	2	2	h3p2	0	2
e	3	3	3	3	3
c	2	2	0	2h4	2
g	0	0			0

G Gmaj7 G7 E7 Am F D C

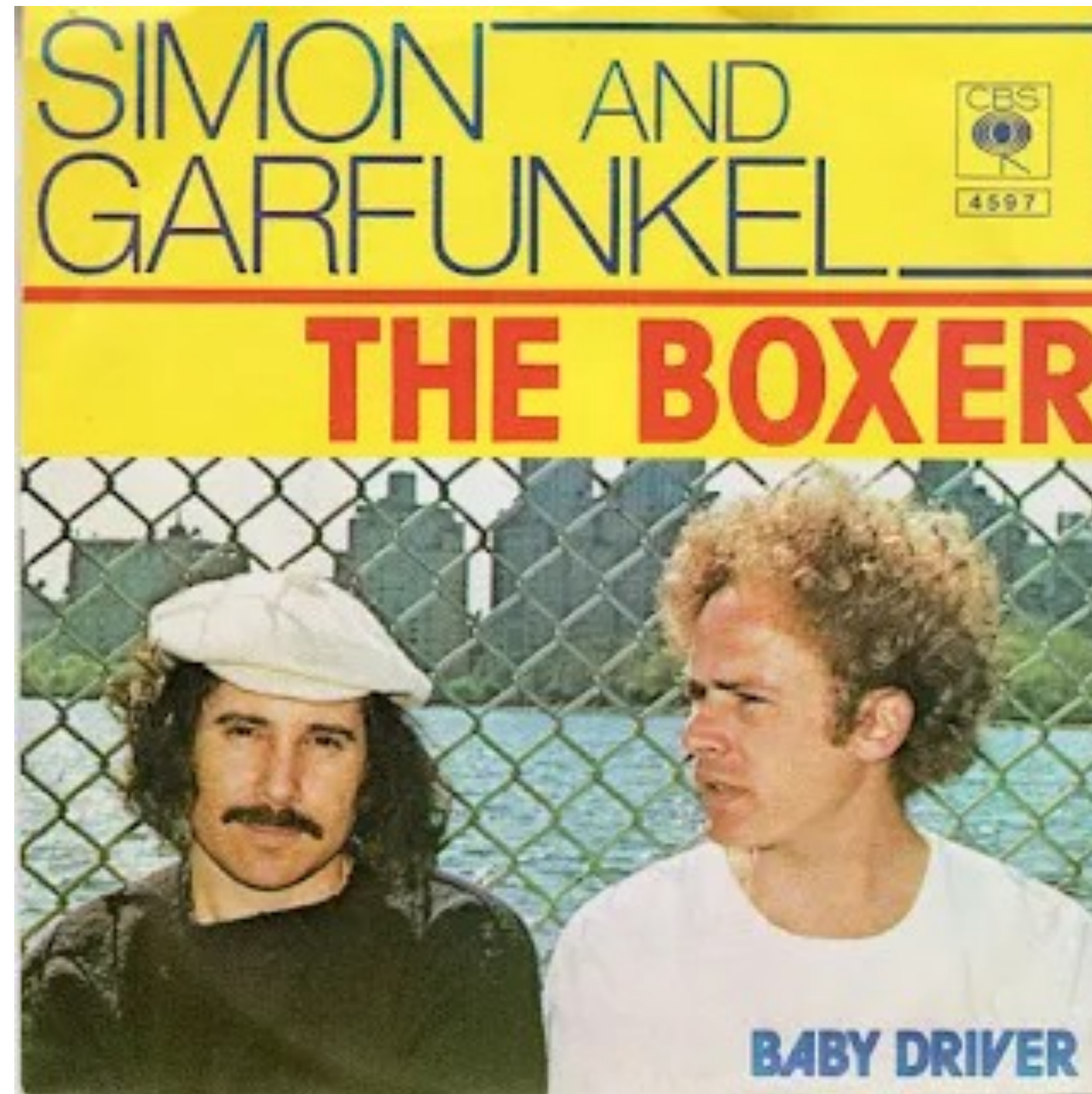
The diagram shows the fretboard positions for the chords G, Gmaj7, G7, E7, Am, F, D, and C. Each chord is represented by a 4x4 grid of frets (1-4) and strings (1-4). Black dots indicate the finger positions for each chord.

- G:** 1st string, 3rd fret; 2nd string, 2nd fret; 4th string, 3rd fret.
- Gmaj7:** 1st string, 3rd fret; 2nd string, 3rd fret; 3rd string, 3rd fret; 4th string, 3rd fret.
- G7:** 1st string, 3rd fret; 2nd string, 3rd fret; 3rd string, 4th fret; 4th string, 3rd fret.
- E7:** 1st string, 4th fret; 2nd string, 3rd fret; 3rd string, 3rd fret; 4th string, 3rd fret.
- Am:** 1st string, 3rd fret; 2nd string, 3rd fret; 3rd string, 3rd fret; 4th string, 3rd fret.
- F:** 1st string, 3rd fret; 2nd string, 4th fret; 3rd string, 3rd fret; 4th string, 3rd fret.
- D:** 1st string, 3rd fret; 2nd string, 3rd fret; 3rd string, 3rd fret; 4th string, 3rd fret.
- C:** 1st string, 3rd fret; 2nd string, 3rd fret; 3rd string, 3rd fret; 4th string, 3rd fret.

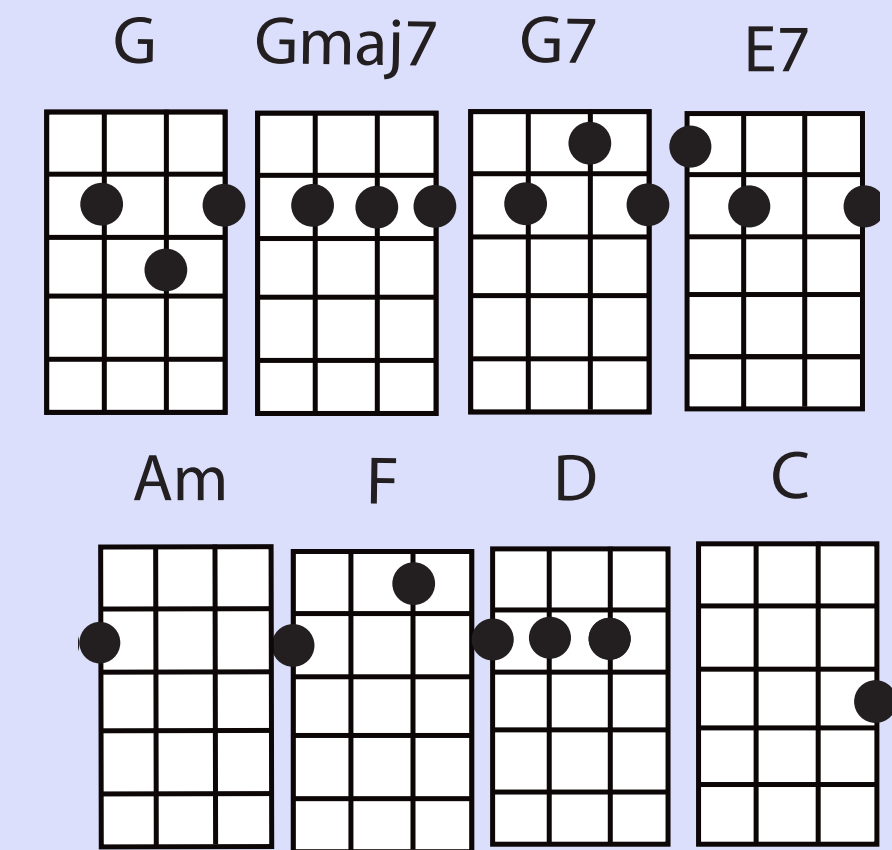
SIMON & GARFUNKEL

THE BOXER

WRITTEN BY:
PAUL SIMON



Chords



Strum pattern

4 | 1 & 2 & 3 & 4 & |
4 | D U D U D U D U |

THE BOXER

by Simon & Garfunkel, 1969

Ukulele arrangement by Cynthia Lin, <http://cynthialin.com/ukulele>

island strum, or pick on VERSE

counts: 1 & a 2 & a

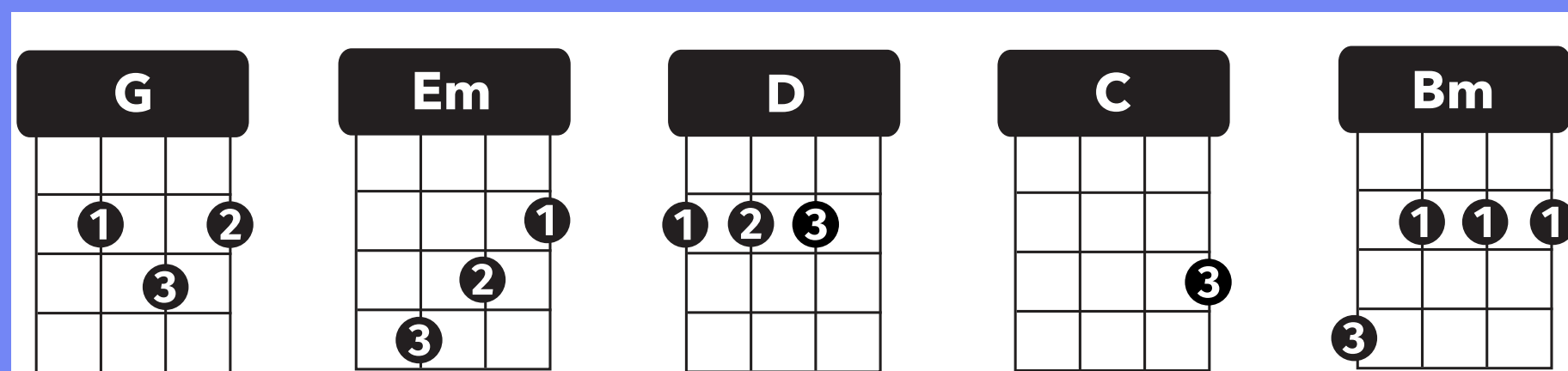

beginner picking: 1 - (34) - 2 - (34)

intermediate picking: 1 - 3-4 - 2 - 3-4

rock strum on CHORUS: D d - D d u

VERSE1	G I am just a	G poor boy though my	G story's seldom	Em told, I have
	D	D	D	D
	squandered my re-	sistance for a	pocket full of	mumbles such are
	G	G	G	Em
	promises		All lies and	jests, still a
	D	C	C	G
	man hears what he	wants to hear and	disregards the	rest
	D	D	D	Gx4
	hmm		hmmm	

VERSE2	G When I left my home and my family,	G I was no more than a	Em boy, in the
	D	D	D
	company of	strangers, in the	quiet of the
	G	G	G
	running scared		Laying low, seeking
	D	C	G
	out the poorer	quarters where the	go, looking
	D	C	G/
	for the places	only they would	know



CHORUS (rock strum)

Em

Em

Bm

Bm

Lie la lie,

lie la lie la

lie la lie

Em

Em

C

D/

G x4 (pick)

Lie la lie,

lie la lie la

lie la lie, la la lie la lie

VERSE3

G

G

G

Em

Asking only workman's

wages I come

looking for a

job, but I get no

D

D

D

D

offers,

just a

come-on from the

whores on Seventh

G

G

G

Em

Avenue

I do de

-clare, there were

D

C

C

G

times when I was

so lonesome I

took some comfort there

D

D

D

Gx4

ooh la la la

VERSE4

G

G

G

Em

Now the years are rolling

by me, they are

rockin' even

-ly, I am

D

D

D

D

older than I

once was, and younger than I'll

be, that's not

G

G

G

Em

un-usual

No it isn't strange, after

D

C

C

G

changes upon

changes, we are

more or less the

same, after

D

C

G

G/

changes we are

more or less the

same

CHORUS (rock strum)

Em

Em

Bm

Bm

Lie la lie,

lie la lie la

lie la lie

Em

Em

C


D/

G x4 (pick)

Lie la lie,

lie la lie la

lie la lie, la la lie la lie



G

1

2

3

Em

1

2

3

D

1

2

3

C

3

Bm

1

1

1

3

VERSE5

G	G	G	Em
Then I'm laying out my	winter clothes and	wishing I was	gone, going
D	D	D	D
home	where the	New York City	winters aren't
G	G	Bm	Bm
bleeding me		Leading me	to going
D	D	D	Gx4
home			

VERSE6

G	G	G	Em
In the clearing stands a	boxer and a	fighter by his	trade, and he
D	D	D	D
carries the	re -minders of	every glove that	laid him down, or
G	G	G	Em
cut him till he	cried out	in his	anger and his
D	C	C	G
leaving, I am	leaving"	but the	fighter still
D	C	G	re -mains, yes he still
re-mains			G/

END CHORUS (rock strum)

Em	Em	Bm	Bm
Lie la lie,	lie la lie la	lie la lie	
Em	Em	C	D
Lie la lie,	lie la lie la	lie la lie, la la	
Em	Em	Bm	Bm
Lie la lie,	lie la lie la	lie la lie	
Em	Em	C	D/
Lie la lie,	lie la lie la	lie la lie, la la lie la	
G x3 (pick)	G/ D/ G/		
lie			

G

1

2

3

Em

1

2

3

D

1

2

3

C

3

Bm

1

1

1

3

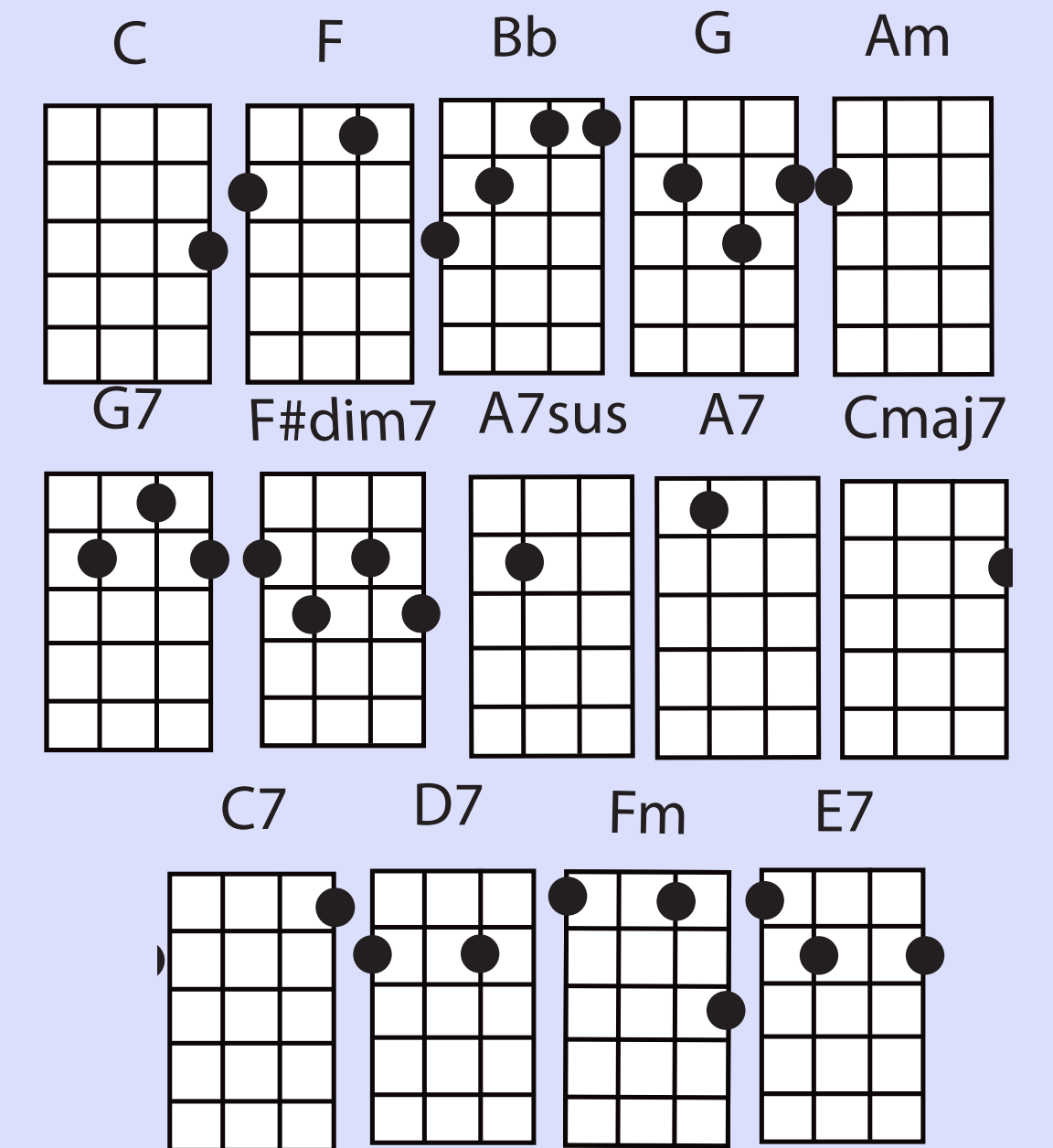
SIMON & GARFUNKEL

BRIDGE OVER TROUBLED WATERS

WRITTEN BY:
PAUL SIMON



Chords



Strum pattern

4 | 1 & 2 & 3 & 4 & |
4 | D U D U D U D U |

Bridge Over Troubled Water

key:C, artist:Simon and Garfunkel writer:Paul Simon

Piano intro: **C // G // F // F#dim // C // A7sus // F // G7 //**

Uke intro: **[C]//// [F]//// [C]//// [F]////**

When you're **[C]** weary. **[F]** Feeling **[C]** small. **[F]**

When **[Bb]** tears **[F]** are **[C]** in your **[F]** eyes

I will **[C]** dry them all. **[F] [C] [F]**

[C] I'm **[G]** on **[Am]** your **[G]** side ohhhh when times get

[C] rough. **[Cmaj7] [C7]**

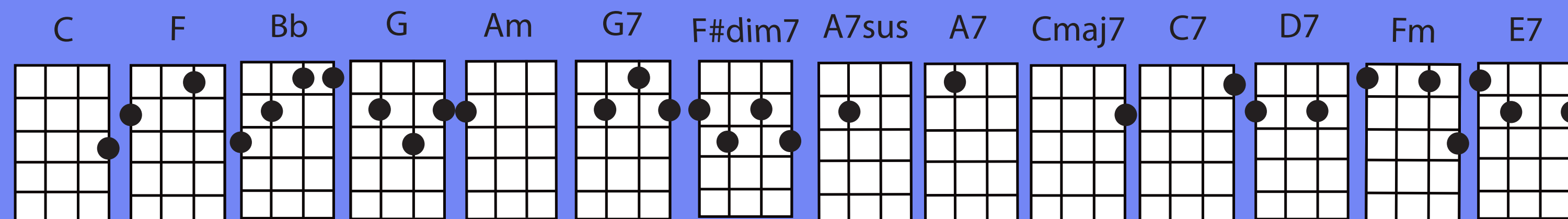

And **[C7]** friends just **[F]** can't **[D]** be **[G]** found.

[C7] Like a **[F]** bridge **[D7]** over **[C]** troubled **[A7sus]** wa-**[A7]**ter

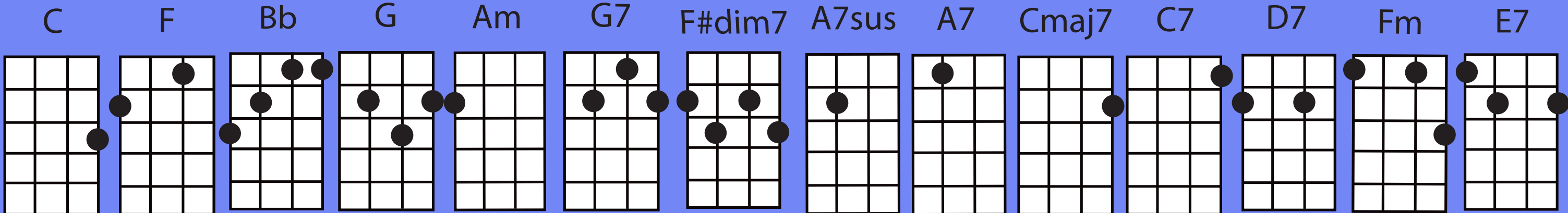
[F] I will **[E7]** lay me **[Am]** down.

[C7] Like a **[F]** bridge ov-**[D7]**er **[C]** troubled **[A7sus]** wa-**[A7]**ter,

[F] I will **[G7sus]** lay **[G7]** me **[C]** down. **[F] [C] [F] [C] [F]**



When you're [C] down and out. [F]
When you're on the [C] street [F]
When an [Bb] eve-[F]ning [C] falls so [F] hard.
I will [C] comfort [F] you o-[C] hhhhh. [F]
[C] I'll [G] take [Am] your [G] part - ohhhh when darkness
[C] comes. [Cmaj7] [C7]
And [C7] pain is [F] all [D] a-[G]round.
[C7] Like a [F] bridge [D7] over [C] troubled [A7sus] wa-
[A7]ter,
[F] I will [G7sus] lay [G7] me [Am] down.
[C7] Like a [F] bridge ov-[D7] er [C] troubled [A7sus] wa-
[A7]ter,
[F] I will [G7sus] lay [G7] me [Am] down.



[D7]////[C]//[G]//[F]//[Am]// F//[Fm]//
[C]////[F]////[C]//// [F]////[C]////

[F] Sail on [C] silver girl. [F] Sail on [C] by.[F]

Your [Bb] time [F] has [C] come to [F] shine.

All your [C] dreams are on their [F] way. [C] [F]

[C] See [G] how [Am] they [G] shine ohhhhh and if you [C] need a
friend.[Cmaj7] [C7]

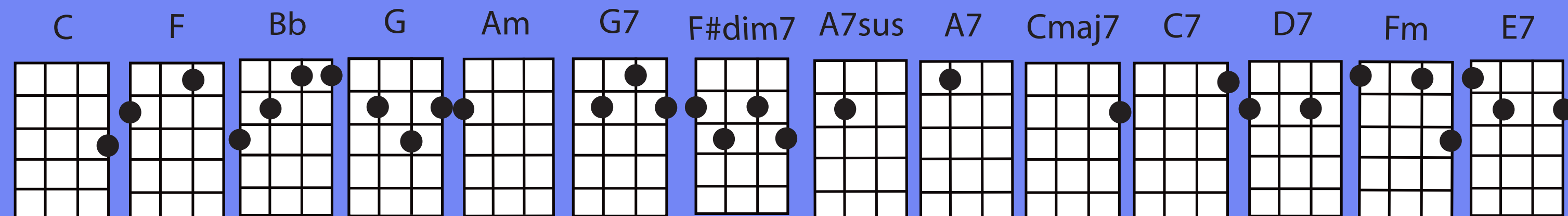
I'm sail[C7]-ing [F] right [D] be-[G]hind.

[C7] Like a [F] bridge [D7] over [C] troubled [Am] water,

[F] I will [E7] ease your [Am] mind.

[C7] Like a [F] bridge [D7] over [C] troubled [Am] water,[F] I will
[E7] ease your [Am]////mind.

[D7]//// [C]//[G]// [F]//[Am]// [F]//[Fm]// end on [C]/



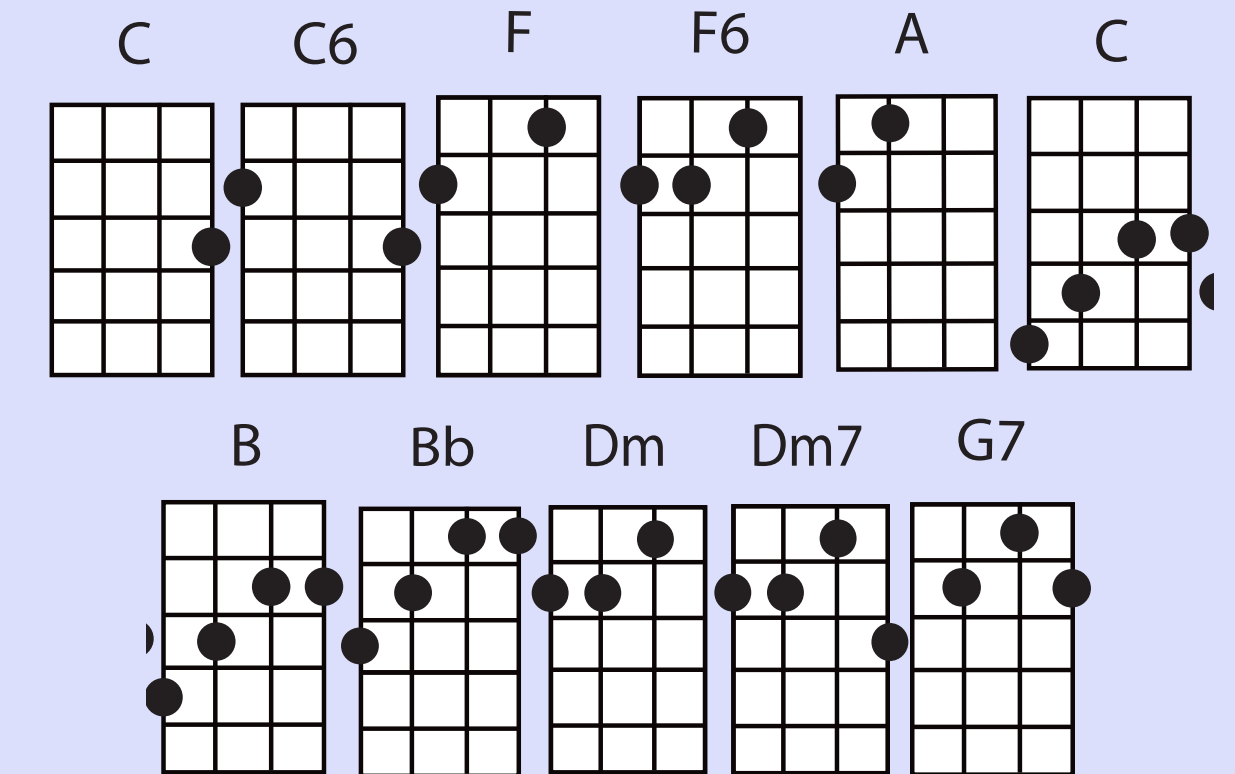
SIMON & GARFUNKEL

BABY DRIVER

WRITTEN BY:
PAUL SIMON



Chords



Strum pattern

| 1 - 2 - 3 & 4 & |
| D - D - D U D U |

Rock Strum, alternate C/Csus6-2003, F/Dm

Baby Driver

key:C, artist:Paul Simon writer:Paul Simon

<https://www.youtube.com/watch?v=J8i4Rp3qizk> Capo 3

Thanks to Steve Walton

Baby Driver (Paul Simon, 1968)

[C] **[C]** **[C]** **[C]**

My **[C]** daddy was the family **[C]** bassman, my

[C] mamma was an engine-**[C]**eer

And **[C]** I was born one **[C]** dark grey morn

With **[F]** music coming in my **[F]** ears, in my **[C]** ears **[C]**

They **[F]** call me Baby **[F]** Driver

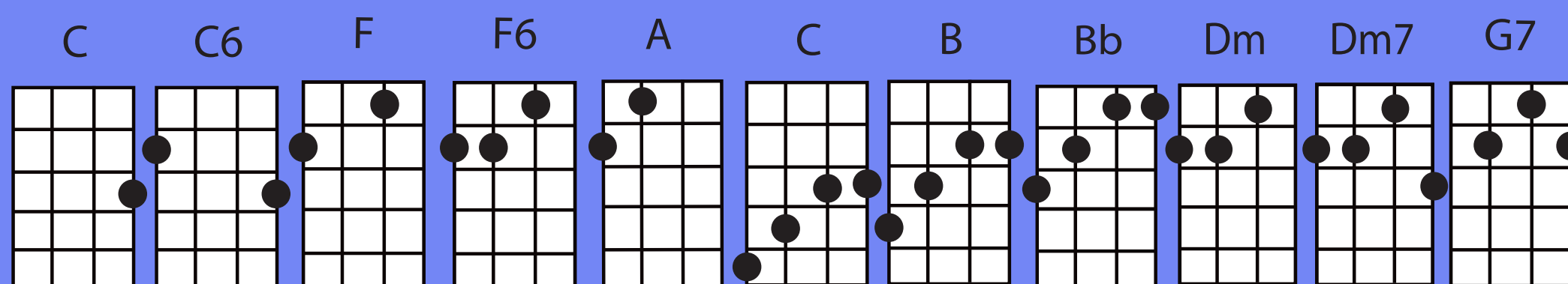

And **[F]** once upon a pair of **[F]** wheels, hit-the-road-and-I'm

[C] go-o-ne, **[C]** what's **[B]** my **[Bb]** num-**[A]**ber?

I **[Dm]** wonder how your engines **[Dm7]** feel, ba-ba ba ba

[C] Scoot down the road, **[C]** what's **[B]** my **[Bb]** num-**[A]** ber?

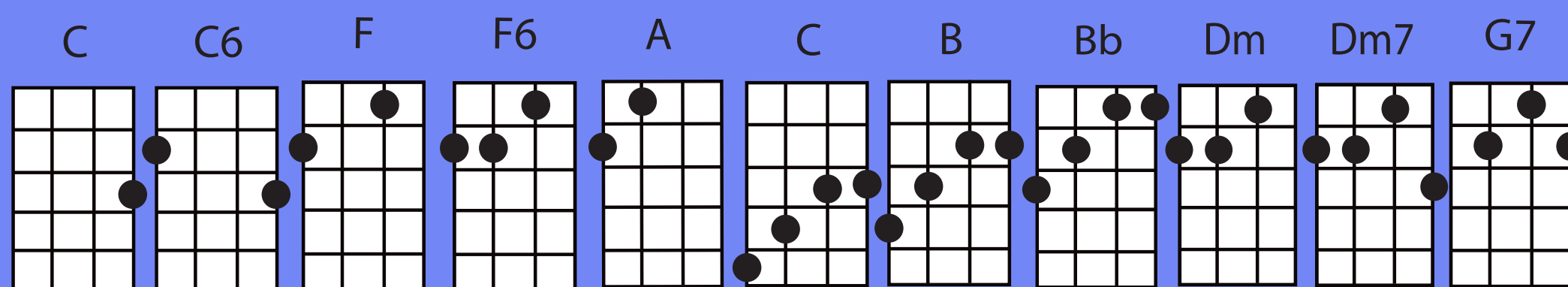

I **[Dm]** wonder how your **[G7]** engines **[C]** feel **[C]**



My **[C]** daddy was a prominent **[C]** frogman, my
[C] mamma's in the Naval Re-**[C]**serve
When **[C]** I was young I **[C]** carried a gun
But I **[F]** never got the chance to **[F]** serve, I did not **[C]** serve **[C]**

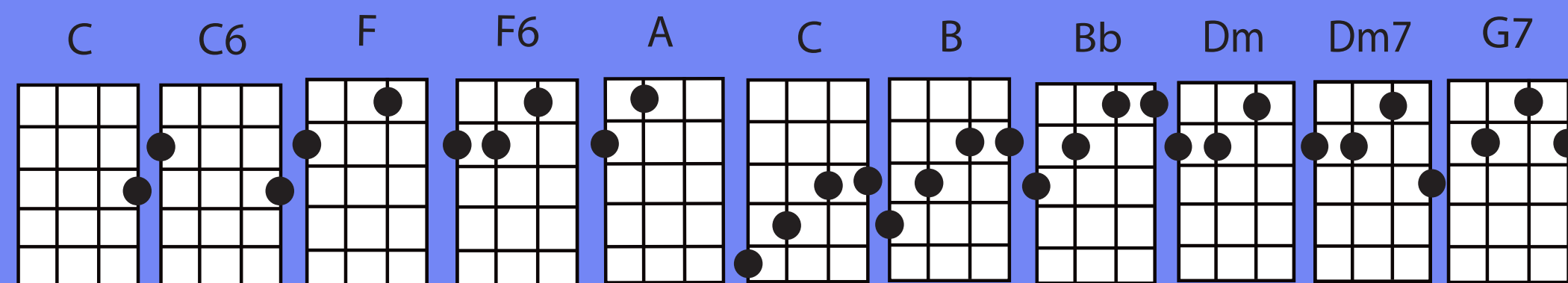
They **[F]** call me Baby **[F]** Driver
And **[F]** once upon a pair of **[F]** wheels, hit-the-road-and-I'm
[C] go-o-ne, **[C]** what's **[B]** my **[Bb]** num-**[A]**ber?
I **[Dm]** wonder how your engines **[Dm7]** feel, ba-ba ba ba
[C] Scoot down the road, **[C]** what's **[B]** my **[Bb]** num-**[A]**ber?
I **[Dm]** wonder how your **[G7]** engines **[C]** feel **[C]**

My **[C]** daddy was the family **[C]** bassman, my **[C]** mamma was an engine-**[C]**ee
And **[C]** I was born one **[C]** dark grey morn
With **[F]** music coming in my **[F]** ears, in my **[C]** ears **[C]**



My [C] daddy got a big pro-[C]motion, my
[C] mamma got a raise in [C] pay
There's [C] no-one home, we're [C] all alone
Oh [F] come to my room and [F] play yes, we can [C] play [C]

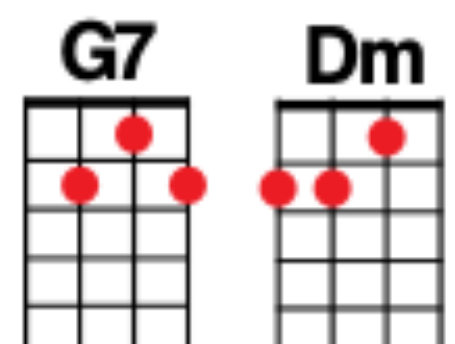
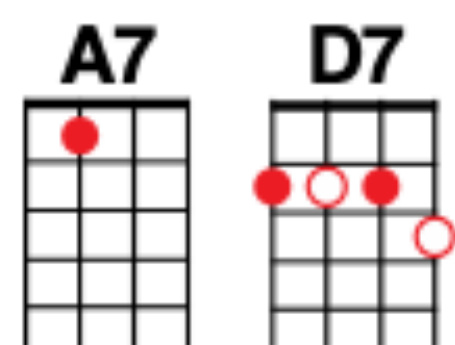
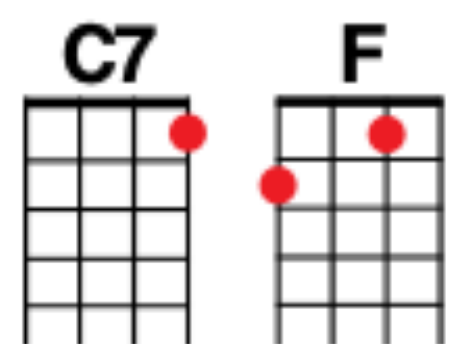
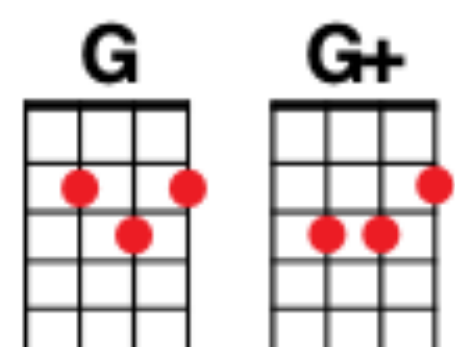
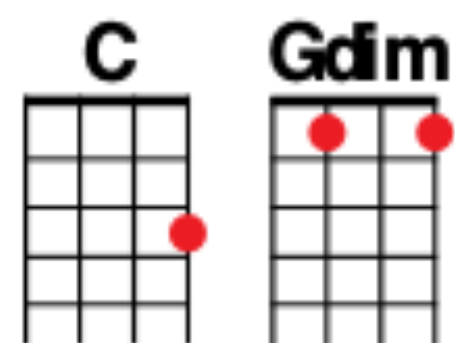
I'm not [F] talking about your [F] pigtails
But I'm [F] talking 'bout your sex a-[F]ppeal, hit-the-road-and-I'm
[C] go-o-ne, [C] what's [B] my [Bb] num-[A]ber?
I [Dm] wonder how your engines [Dm7] feel, ba-ba ba ba
[C] Scoot down the road, [C] what's [B] my [Bb] num-[A] ber?
I [Dm] wonder how your [G7] engines [C] feel [C]



Happy Trails & Aloha 'Oe Medley

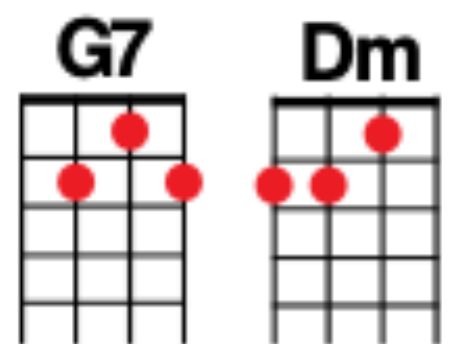
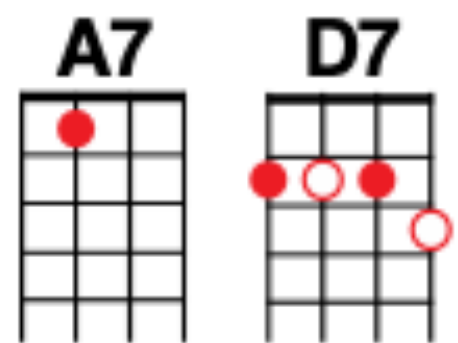
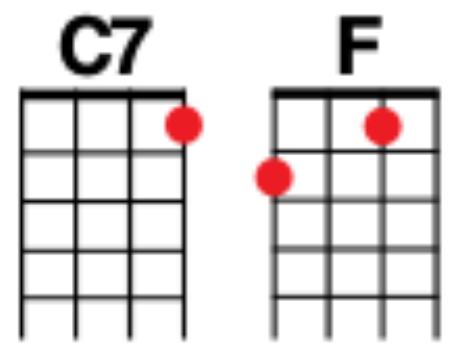
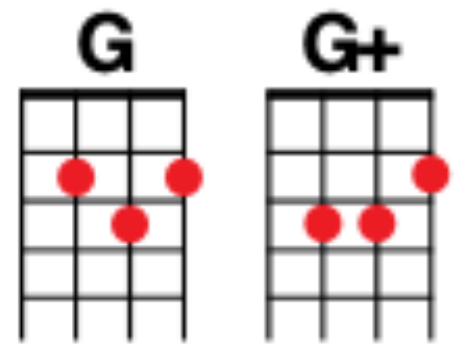
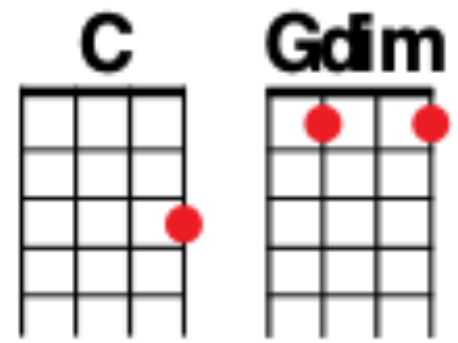
Dale Evans and Queen Lili'uokalani

• Chorus •



Happy trails t o you unt il we meet again
 Happy trails t o you, keep smilin' unt il t hen
 Who cares about t he clouds when we're t oget her
 Just sing a song and bring t he sunny weat her
 Happy trails t o you t ill we meet a - gain





F **C**
 Aloha Oe, Farewell to thee

G7 **C** **C7**
 Thou charming one who dwells among the bowers

F **C**
 One fond embrace, before I now depart

G7 **C** **F** **C**
 Until we meet again

G7 **C** **A7** **Dm** **G7** **C**
 and...Happy trails to you till we meet a - gain



Peninsula Ukulele Group

Connect Learn Have Fun

MONTH.






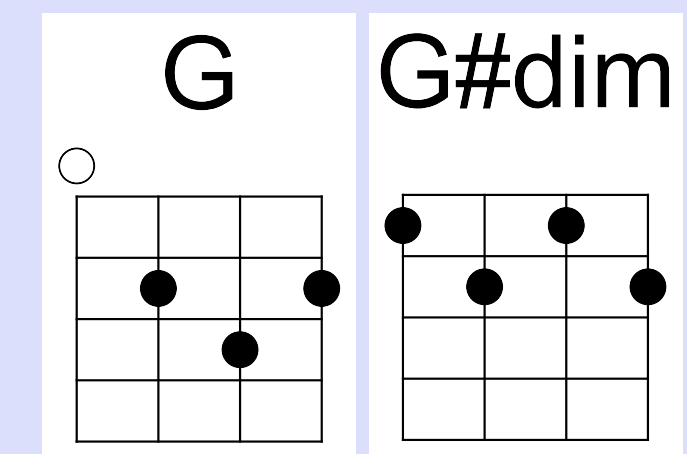
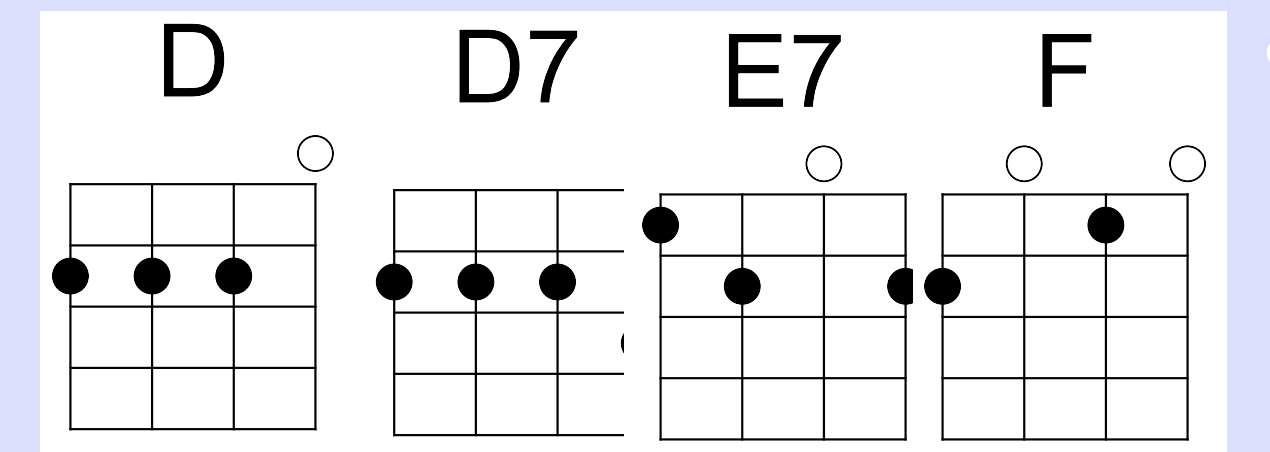
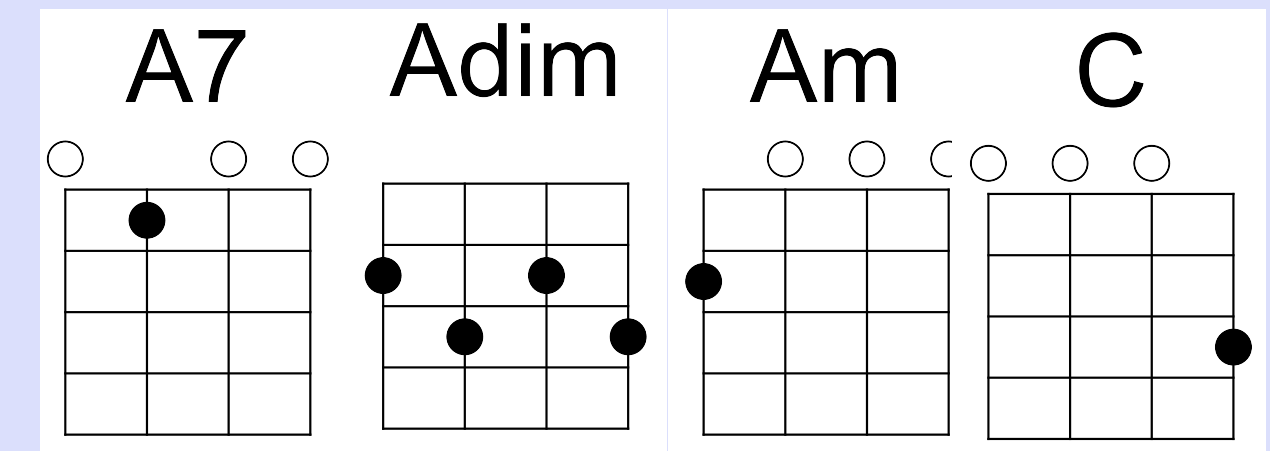
**SIMON &
GARFUNKEL**

**AMERICAN
TUNE**

**WRITTEN BY:
PAUL SIMON**



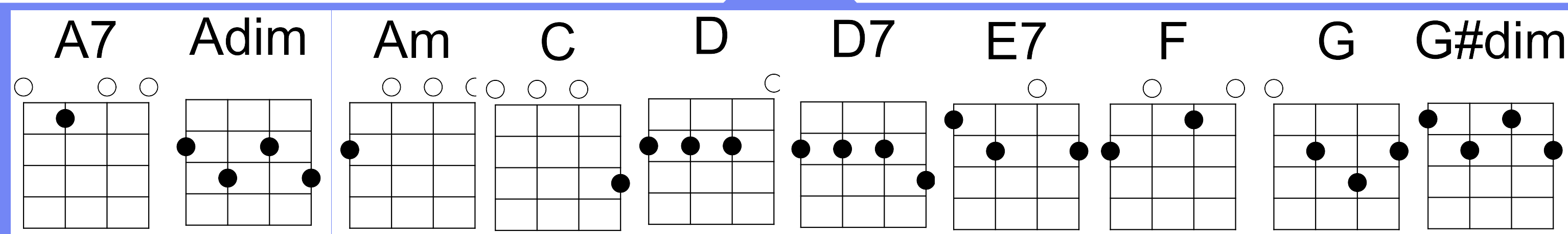

Chords




American Tune

Paul Simon

C **F** **C** **G** **C** **G** **E7**
Many's the time I've been mista – ken
Am **E7** **Am**
And many times confused
C **F** **C** **G** **C** **G** **C**
Yes, and often felt forsa – ken
E7 **Am** **E7** **Am** **C**
And certainly misused
F **G** **F** **C**
Oh, but I'm alright, I'm alright
F **C** **G** **G#dim** **Am** **A7**
I'm just weary to my bones
D7 **G**
Still, you don't expect to be
C **G** **D** **G**
Bright and bon vivant
C **F** **G** **E7**
So far away from home
F **C** **G** **C**
So far away from home



C **F** **C** **G** **C** **G** **E7**
 I don't know a soul who's not been battered
Am **E7** **Am**
 I don't have a friend who feels at ease
C **F** **C** **G** **C** **G** **C**
 I don't know a dream that's not been shattered
E7 **Am** **E7** **Am** **C**
 Or driven to its knees
F **G** **F** **C**
 Oh, but its alright, its alright
F **C** **G** **G#dim** **Am** **A7**
 For we lived so well so long
D7 **G**
 Still, when I think of the
C **G** **D** **G**
 road we're traveling on
C **F** **C** **G** **E7** **Am**
 I wonder what's gone wrong
F **C** **G** **C**
 I can't help it, I wonder what's gone wrong



A7	Adim	Am	C	D	D7	E7	F	G	G#dim

C

G

Am

Adim

G

F

C

G

S

C

G

Am

Adim

G


F

C

G

Sa

C



C **F** **C** **G** **C** **G**
 We come on the ship they call the Mayflower
E7 **Am** **E7** **Am**
 We come on the ship that sailed the moon
C **F** **C** **G** **C** **G** **C**
 We come in the a – ge's most uncertain hours
E7 **Am** **E7** **Am** **C**
 and sing an American tune
F **G** **F** **C**
 Oh, and its alright, its alright
F **C** **G** **Am** **A7**
 You can't be forever blessed
D7 **G** **C** **G** **D** **G**
 Still, tomorrow's going to be another working day
C **F** **C** **G** **E7** **Am**
 And I'm trying to get some rest
F **C** **G** **C** **F** **C** **G** **C**
 That's all I'm trying to get some rest

