



# **Christmas Classics and Karaoke!**

## **Wednesday, Dec 16, 2026, 6-7:30p**

- 1. 1. Jingle Bells**
- 2. Silver Bells**
- 3. Rudolph The Red Nosed Reindeer**
- 4. Mele Kalikimaka**
- 5. Let It Snow**
- 6. Feliz Navidad**
- 7. Rockin' Around the Christmas Tree**
- 8. Blue Christmas**
- 9. Run Run Rudolph**

**\*\*Take A 5 Min Break\*\***

- 10. Evergreen**
- 11. Santa Claus Is Coming To Town**
- 12. Silent Night**
- 13. Jingle Bell Rock**
- 14. Hanukkah, Oh Hanukkah**
- 15. Happy Christmas (War Is Over)**
- 16. Little Saint Nick**
- 17. Christmas for Cowboys**
- 18. Happy Trails/Aloha Oe**

# BEGINNER UKULELE BASICS

Video tutorials at [youtube.com/cynthialinmusic](https://youtube.com/cynthialinmusic)

## HOLD AN UKE

- 1 Neck points 10 o'clock on your body.
- 2 Left hand at neck, right arm wrap around, use right forearm to tuck uke against your body.
- 3 Right hand should be able to strum on the fretboard above the sound hole.

## TUNE AN UKE

- String order: G C E A (top to bottom)
- Practice plucking each string clearly, and say each string's name
- Video on how to use an electronic tuner available at [youtube.com/cynthialinmusic](https://youtube.com/cynthialinmusic)

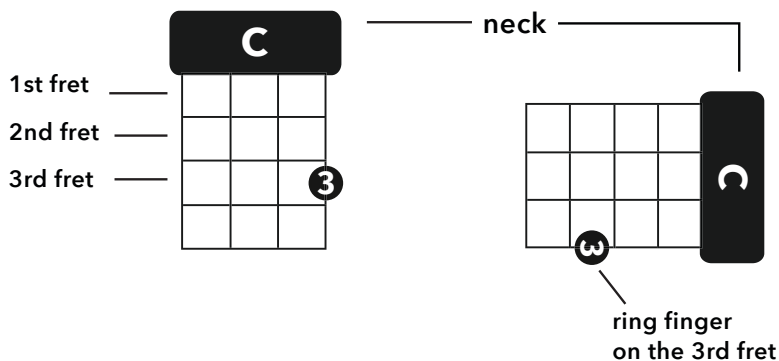
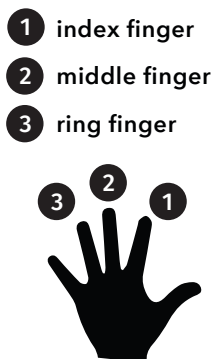
## STRUM CLEARLY

- Start with your thumb (easier grip) but you'll want to move to using your index finger. Get under the string and pluck each individual string clearly and loudly-don't be afraid of plucking hard.
- Then use the same force to pluck down onto the next string. Build control to be able to stop on each string. Articulate each string, G C E A, and build into a slow strum.
- When the slow strum sounds clear, then you can speed up.
- Do this for each new chord that you try.

## PLACE YOUR FINGER FOR CHORDS


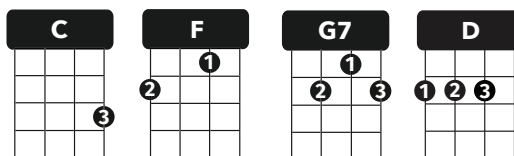
- I recommend the "handshake" method. Hold your left hand out like you're going to shake someone's hand, straight and vertical. Allow the neck of the ukulele to make contact with your hand at the inside knuckle joint - this will serve as your anchor point, try to maintain this connection to the uke at all times.
- Curl your fingers around into chord position. The very tips of your fingers should press straight into the strings, and your knuckles should be perpendicular to the fretboard, like a nail into a wall. Your thumb should be placed on the back of the neck so that it's as if you are pinching your thumb against your fingertips.
- Your palm should be curled, like you have a ping-pong ball tucked in your hand-be careful that your palm does not press against the neck. Your wrist should be straight, and your arm should support your wrist and hand.
- It will take some time for your hand and fingers to build stretch and strength. Practice chord fingering for 5 minutes a day, and you will see fast improvement!

## READ CHORD DIAGRAMS



# JINGLE BELLS

by J.S. Pierpont



**BACKBEAT STRUM:** d D d D  
**TIMING:** 1 strum per chord



INTRO

**C**

VERSE

<b>C</b>	<b>C</b>	<b>C</b>	<b>F</b>
Dashing through the snow in a one-horse open sleigh			
<b>F</b>	<b>G7</b>	<b>G7</b>	<b>C</b>
O'er the fields we go laughing all the way			
<b>C</b>	<b>C</b>	<b>C</b>	<b>F</b>
Bells on bob-tail ring making spirits bright			
<b>F</b>	<b>G7</b>	<b>G7</b>	<b>C/ G7/</b>
What fun it is to ride and sing a sleighing song to-night - oh!			

CHORUS

<b>C</b>	<b>C</b>	<b>C</b>	<b>C</b>
Jingle bells, jingle bells, jingle all the way			
<b>F</b>	<b>C</b>	<b>D</b>	<b>G7/ G7/</b>
Oh, what fun it is to ride in a one horse open sleigh - ay!			
<b>C</b>	<b>C</b>	<b>C</b>	<b>C</b>
Jingle bells, jingle bells, jingle all the way			
<b>F</b>	<b>C</b>	<b>G7</b>	<b>C C</b>
Oh, what fun it is to ride in a one horse open sleigh			

VERSE

<b>C</b>	<b>C</b>	<b>C</b>	<b>F</b>
Now the ground is white		Go it while you're young	
<b>F</b>	<b>G7</b>	<b>G7</b>	<b>C</b>
Take the girls tonight		And sing this sleighing song	
<b>C</b>	<b>C</b>	<b>C</b>	<b>F</b>
Just get a bob-tailed bay		Two forty as his speed	
<b>F</b>	<b>G7</b>	<b>G7</b>	<b>C/ G7/</b>
Hitch him to an open sleigh and crack, you'll take the lead - oh!			

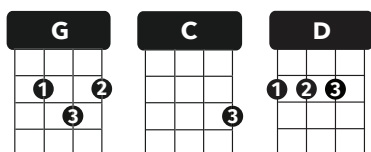
REPEAT CHORUS

ENDING

<b>F</b>	<b>C</b>	<b>G7</b>	<b>G7</b>	<b>C</b>	<b>F</b>	<b>C</b>	<b>C/</b>
Oh, what fun it is to ride in a one horse open sleigh							

# SILVER BELLS

by Jay Livingston and Ray Evans



**WALTZ STRUM:** D du du, or pick d d  
**TIMING:** 1 per chord

**G**

INTRO

VERSE

<b>G</b>	<b>G</b>	<b>C</b>	<b>C</b>
City sidewalks, busy sidewalks		Dressed in holiday	style
<b>D</b>	<b>D</b>	<b>G</b>	<b>G</b>
In the air there's a feeling		of Christmas	
<b>G</b>	<b>G</b>	<b>C</b>	<b>C</b>
Children laughing, people passing	Meeting smile after smile		
<b>D</b>	<b>D</b>	<b>G</b>	<b>G</b>
And on every street corner	you hear		

CHORUS

<b>G</b>	<b>G</b>	<b>C</b>	<b>C</b>
Silver bells	(silver bells)	silver bells	(silver bells)
<b>D</b>	<b>D</b>	<b>G</b>	<b>G</b>
It's Christmas-time		in the city	
<b>G</b>	<b>G</b>	<b>C</b>	<b>C</b>
Ring-a-ling	(ring-a-ling)	hear them ring	(hear them ring)
<b>D</b>	<b>D</b>	<b>G</b>	<b>G /</b>
Soon it will be Christmas		day	

VERSE

<b>G</b>	<b>G</b>	<b>C</b>	<b>C</b>
Strings of street lights, even stop lights		Blink a bright red and green	
<b>D</b>	<b>D</b>	<b>G</b>	<b>G</b>
As the shoppers run home	with their treasures		
<b>G</b>	<b>G</b>	<b>C</b>	<b>C</b>
Hear the snow crunch, see the kids bunch	This is Santa's big scene		
<b>D</b>	<b>D</b>	<b>G</b>	<b>G</b>
And above all the bustle	you hear		

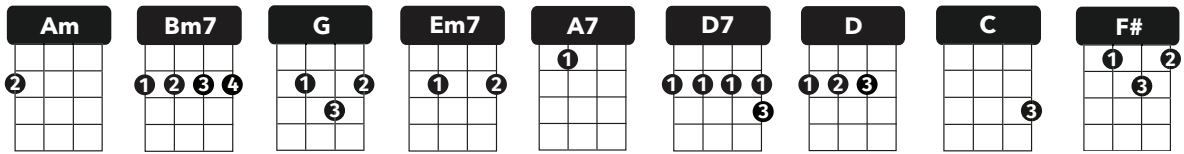
REPEAT CHORUS

ENDING

<b>D</b>	<b>D /</b>	<b>G</b>	<b>G /</b>
Soon it will be Christmas		day	

# RUDOLPH THE RED-NOSED REINDEER

by Johnny Marks



**SHUFFLE ISLAND STRUM:** d- du -udu

**TIMING:** 1 strum per chord

**OPTIONAL INTRO**  
(single strums)

\*practice singing the underlined syllables on the downbeat to build your singing-while-playing skills



**Am / Bm7 / Am / G /**  
You know Dasher and Dancer and Prancer and Vixen  
**Am / Bm7 / Am / G /**  
Comet and Cupid and Donner and Blitzen  
**Em7 / A7 / Em7 / A7 /**  
But do you re-call the most famous reindeer of  
(island strum) **D7 D7**  
all?



VERSE

**G G G D**  
Rudolph the red-nosed reindeer had a very shiny nose  
**D D D G**  
And if you ever saw it you would even say it glows  
**G G G D**  
All of the other reindeer used to laugh and call him names  
**D D D G**  
They never let poor Rudolph join in any reindeer games

BRIDGE

**C G D G**  
Then one foggy Christmas Eve, Santa came to say  
**D D A7 D**  
"Rudolph, with your nose so bright, won't you guide my sleigh tonight?"

VERSE


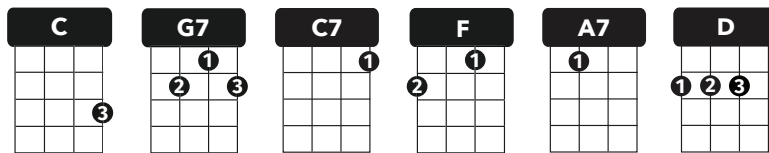
**G G G D**  
Then how the reindeer loved him as they shouted out with glee  
**D D D G**  
"Rudolph, the red-nosed reindeer, you'll go down in histo-ry!"

ENDING

**D D G G/ F#/ G/**  
You'll go down in his- to- ry

# MELE KALIKIMAKA

by Robert Alex Anderson



**BACKBEAT STRUM:** d D d D

**TIMING:** 2 strums per chord;  
on split measure, play 1 per chord: [ d D d D - d D d D ]

or

**SHUFFLE ISLAND STRUM:** d- du -udu

**TIMING:** 2 strums per chord; on split measure, play 1 per chord

## INTRO

**C**

## VERSE

**C**

**C**

**C**

**G7**

Mele Kalikimaka is the thing to say on a bright Hawaiian Christmas day

**G7**

**G7**

**G7**

**C**

That's the island greeting that we send to you from the land where palm trees sway

**C7**

**F**

Here we know that Christmas will be green and bright

**A7**

[ **D - G7** ]

the sun will shine by day and all the stars at night

**C**

**A7**

[ **D - G7** ]

**C**

**C**

Mele Kalikimaka is Ha-waii's way to say Merry Christmas to you

## ENDING

**C**

**A7**

Mele Kalikimaka is Ha-waii's way

[ **D - G7** ]

[ **D - G7** ]

to say Merry Christmas

a very merry Christmas

[ **D**

-

**G7** ]

**C/**

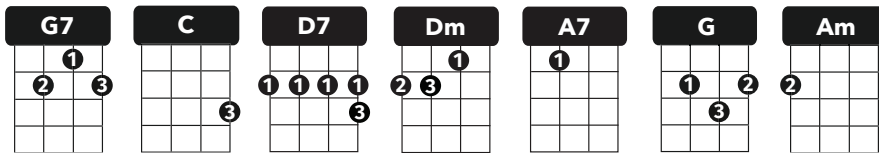
**G7/**

**C/**

a very very merry merry Christmas to you

# LET IT SNOW!

by Sammy Cahn and Jule Styne



**SHUFFLE ISLAND STRUM:** d- du -udu

**TIMING:** 1 strum per chord;

on split measure, play 2 swing strums: [ d du - d du ]

## INTRO

**G7** **C/ //** (two hits)

## VERSE

[ **C** - **G7** ] **C**  
Oh, the weather out-side is frightful

[ **C** - **D7** ] **G7**  
But the fire is so de-lightful

[ **Dm** - **A7** ] **Dm**  
And since we've no place to go,

**G7** **C**  
Let it snow, let it snow, let it snow

[ **C** - **G7** ] **C**  
It doesn't show signs of stopping,

[ **C** - **D7** ] **G7**  
And I brought some corn for popping

[ **Dm** - **A7** ] **Dm**  
The lights are turned way down low,

**G7** **C**  
Let it snow, let it snow, let it snow

## BRIDGE

**G** **G**  
When we finally kiss good night,

[ **Am** - **D7** ] **G**  
How I'll hate going out in the storm

**G** **G**  
But if you really hold me tight,

[ **A7** - **D7** ] **G7**  
All the way home I'll be warm

## VERSE

[ **C** - **G7** ] **C**  
The fire is slowly dying,

[ **C** - **D7** ] **G7**  
And my dear, we're still good-bye-ing

[ **Dm** - **A7** ] **Dm**  
But as long as you love me so,

**G7** **C**  
Let it snow, let it snow, let it snow

## END

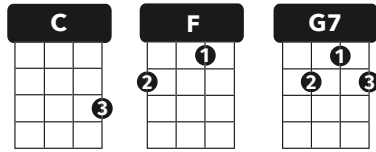
**G7** **G7** **C**  
Let it snow, let it snow, let it snow

**C/ G7/ C/**



# FELIZ NAVIDAD

by José Feliciano



**ISLAND STRUM:** d- du -udu

**TIMING:** 1 strum per chord

INTRO

**C C/**

VERSE


<b>F</b>	<b>G7</b>	<b>C</b>	<b>C</b>
Feliz Navi-dad	Feliz Navi-dad		
<b>F</b>	<b>G7</b>	<b>C</b>	<b>C/</b>
Feliz Navi-dad Prospero	Año y	Felici-dad	
<b>F</b>	<b>G7</b>	<b>C</b>	<b>C</b>
Feliz Navi-dad	Feliz Navi-dad		
<b>F</b>	<b>G7</b>	<b>C</b>	<b>C/</b>
Feliz Navi-dad Prospero	Año y	Felici-dad	

VERSE

<b>F</b>	<b>G7</b>	<b>C</b>	<b>C</b>
I wanna wish you a Merry Christmas,	I wanna wish you a Merry Christmas		
<b>F</b>	<b>G7</b>	<b>C</b>	<b>C/</b>
I wanna wish you a Merry Christmas from the bottom of my heart			
<b>F</b>	<b>G7</b>	<b>C</b>	<b>C</b>
I wanna wish you a Merry Christmas,	I wanna wish you a Merry Christmas		
<b>F</b>	<b>G7</b>	<b>C</b>	<b>C/</b>
I wanna wish you a Merry Christmas from the bottom of my heart			

ENDING

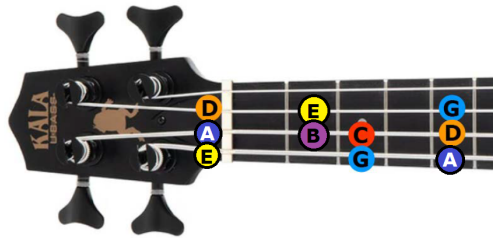
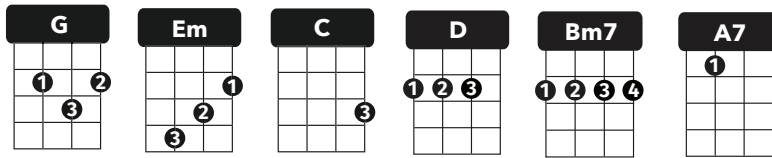
<b>F</b>	<b>G7</b>	<b>C</b>	<b>C/</b>	<b>/// (cha-cha-cha)</b>
I wanna wish you a Merry Christmas from the bottom of my heart				





# ROCKIN' AROUND THE CHRISTMAS TREE

by Johnny Marks



**SHUFFLE ISLAND STRUM:** d- du -udu  
**TIMING:** 1 strum per chord



INTRO

**G Em C D**

VERSE

**G G D D**  
 Rockin' around the Christmas tree at the Christmas party hop  
**D D D G**  
 Mistletoe hung where you can see every couple tries to stop  
**G G D D**  
 Rockin' around the Christmas tree, let the Christmas spirit ring  
**D D D G**  
 Later we'll have some pumpkin pie and we'll do some caroling

BRIDGE

**C C Bm7 Bm7**  
 You will get a sentimental feeling when you hear  
**Em Em A7/ D**  
 Voices singing let's be jolly, deck the halls with boughs of holly

VERSE

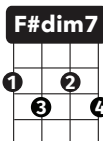
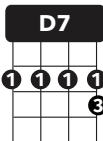
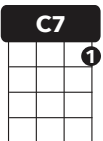
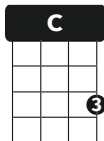
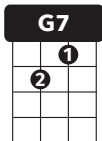
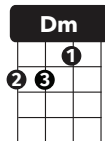
**G G D D**  
 Rockin' around the Christmas tree, have a happy holiday  
**D D D G**  
 Everyone dancing merrily in the new old-fashioned way

ENDING

**D D D D**  
 Everyone dancing merrily in the new old-fashioned way  
**G Em C G/**

# BLUE CHRISTMAS

by Bill Hayes and Jay Johnson



CLICK TO  
PLAY ALONG  
ON YOUTUBE

**SWING STRUM:** d- du d- du

**TIMING:** 1 strum per chord



## INTRO

**Dm G7 C G7/**

## VERSE

<b>C</b>	<b>C</b>	<b>G7</b>	<b>G7</b>
I'll have a blue	Christmas	with-out you	
<b>Dm</b>	<b>G7</b>	<b>C</b>	<b>C</b>
I'll be so blue just	thinking	a-bout you	
<b>C7</b>	<b>C7</b>	<b>Dm</b>	<b>Dm</b>
Deco-rations of red on a		green Christmas tree	
<b>D7</b>	<b>D7</b>	<b>G7// - Dm// G7/</b>	
Won't be the same, dear if	you're not	here with me	

## VERSE

<b>C</b>	<b>C</b>	<b>G7</b>	<b>G7</b>
And when those blue	snowflakes	start fallin'	
<b>Dm</b>	<b>G7</b>	<b>C</b>	<b>C</b>
That's when those blue	memories	start callin'	
<b>C7</b>	<b>C7</b>	<b>Dm</b>	<b>F#dim7</b>
You'll be doin' al-right with your	Christmas of	white	
<b>G7</b>	<b>G7</b>	<b>C</b>	<b>C</b>
But I'll have a blue, blue	Christmas		

## ENDING

<b>G7</b>	<b>G7//</b>	<b>G7/ - G7/ - G7/</b>	<b>C</b>	<b>C/ G7/ C/</b>
But I'll have a blue,	blue, blue, blue	Christmas		

# Run Rudolph Run

key:C, artist:Chuck Berry writer:Johnny Marks , Marvin Brodie

<https://www.youtube.com/watch?v=l849CulLhGQ>

Boogie Woogie Strums [C]/[C6], [F]/[Dm], [G]/[G6]

[C] [F9] [C] [C7]

[F] Out of all the reindeers you know you're the master-[C] mind  
[G] Run, run Rudolph, Randolph ain't too far be-[C]hind

[C] Run, run Rudolph, [F] Santa's got to make it to [C] town  
[F] Santa make him hurry, tell them you can take the freeway [C]  
down  
[G] Run, run Rudolph coz I'm reeling like a merry-go-[C]round

Said [C] Santa to the boy child, "[F] What have you been longing  
[C] for?"  
"[F] All I want for Christmas is a rock and roll record [C] guitar"  
And then a-[G7]way went Rudolph a whizzing like a shooting [C]  
star

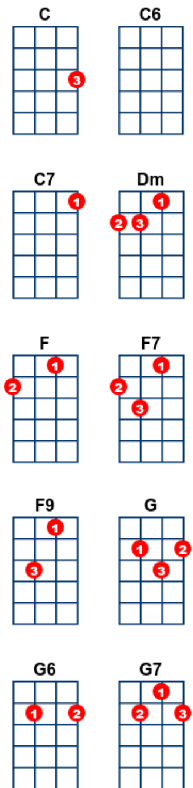
[C] Run, run Rudolph, Santa's got to make it to town  
[F] Santa make him hurry, tell them you can take the freeway [C]  
down  
[G] Run, run Rudolph, reeling like a merry-go-[C]round

[C]8 [F]4 [C]4 [G]4 [C]2 [G7]2 (chorus melody- run, run Rudolph)

[C] Run, run Rudolph, Santa's got to make it to town  
[F] Santa make him hurry, tell them you can take the freeway [C] down  
[G] Run, run Rudolph, reeling like a merry-go-[C]round

Said [C] Santa to the girl child, "[F] What's the things you wants to [C] get?"  
"A [F] little baby doll that can cry, sleep, drink, and [C] wet"  
And then a-[G7]way went Rudolph whizzing like a Saber [C] jet

[C] Run, run Rudolph, [F] Santa's got to make it to [C] town  
[F] Santa make him hurry, tell them you can take the freeway [C] down  
[G] Run, run Rudolph coz I'm reeling like a merry-go-[C]round [C7]



# EVERGREEN

Words and music: Pentatonix

key:C, artist:Pentatonix

Intro: [C] X 4

There's a [C] box in the attic  
We [F] take it down each [C] year  
And [F] pass through [C] generations, [G] lights and  
souvenirs  
From the [C] ones who came before us  
The [F] reason why we're [C] here  
[F] Singing all these [C] carols and [G] spreading all this  
cheer

Don't [Dm] forget, never [Em] lose  
All the [Dm] joy that's made for [G7] you

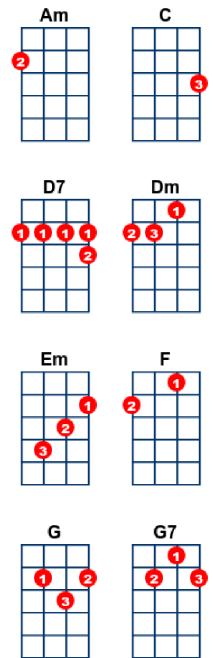
So [F] come on, girl, let's sit by the [C] fire  
I want to [G] tell you a story about my [Am] mother  
How she would [F] give up every[G]thing for her [C]  
daughter's [Am] dreams  
Yeah, a [D7] mother's love is ever[G]reen

For [F] all the weight she carried, she ain't [C] tired  
I spend my [G] whole life trying to be more [Am] like her  
So on every [F] Christmas [G] Eve  
I [C] thank my family [Am] tree  
Yeah, a [D7] mother's love gave us [G] everything  
Oh, a [F] mother's love is ever[C]green

There were [C] hard times we struggled  
She'd [F] never let me [C] see  
Kept [F] food on the [C] table, and [G] gifts under the tree  
Now that [C] I'm a little older, it [F] isn't lost on [C] me  
The [F] magic of [C] tradition, and the [G] memories we keep

Don't [Dm] forget, as time goes [Em] on,  
All the [Dm] joy is never [G7] gone.

So [F] come on, boy, let's sit by the [C] fire  
I want to [G] tell you a story about my [Am] mother  
How she would [F] give up every[G]thing  
For her [C] little boy's [Am] dreams  
Yeah, a [D7] mother's love is ever[G]reen



For [F] all the weight she carried, she ain't [C] tired  
I spend my [G] whole life trying to be more [Am] like her  
So on every [F] Christmas [G] Eve  
I [C] thank my family [Am] tree  
Yeah, a [D7] mother's love gave us [G] everything  
Oh, a [F] mother's love is ever[C]green

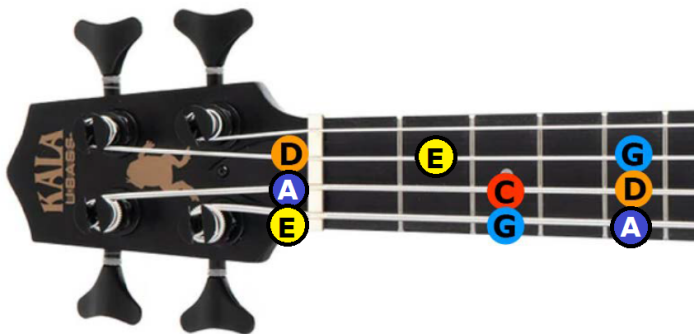
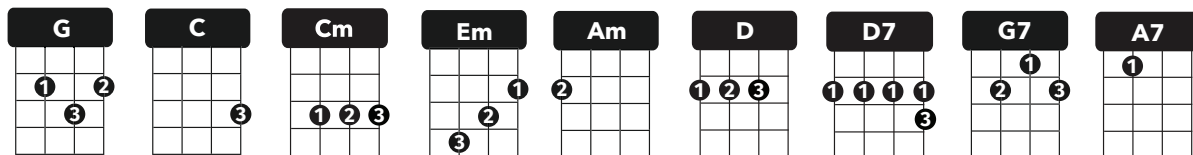
Interlude: (Verse melody)

[C] [F] [C] [F] [C] [G]  
[C] [F] [C] [F] [C] [G] [C]

For [F] all the weight she carried, she ain't [C] tired  
I spend my [G] whole life trying to be more [Am] like her  
So on every [F] Christmas [G] Eve  
I [C] thank my family [Am] tree  
Yeah, a [D7] mother's love gave us [G] everything  
Oh, a [F] mother's love is ever[C]green

# SANTA CLAUS IS COMIN' TO TOWN

by Haven Gillespie and J. F. Coots



**BACKBEAT STRUM:** d D d D

**TIMING:** 1 strum per chord; on split measure, play [d D - d D]

INTRO

**G**

VERSE

**G** **C** **G** [ **C** - **Cm** / ]  
 You better watch out, you better not cry, you better not pout, I'm telling you why  
 [ **G** - **Em** ] [ **Am** - **D** ] **G** **D7**  
 Santa Claus is coming to town

VERSE

**G** **C** **G** [ **C** - **Cm** / ]  
 He's making a list, checking it twice Gonna find out who's naughty and nice  
 [ **G** - **Em** ] [ **Am** - **D** ] **G** **G**  
 Santa Claus is coming to town

BRIDGE

**G7** **C** **G7** **C**  
 He sees you when you're sleeping he knows when you're a-wake  
**A7** **D** **A7** **D /** **D7 /**  
 He knows if you've been bad or good, so be good for goodness sake, Oh!

VERSE

**G** **C** **G** [ **C** - **Cm** / ]  
 You better watch out, you better not cry, you better not pout, I'm telling you why  
 [ **G** - **Em** ] [ **Am** - **D** ] **G** **G**  
 Santa Claus is coming to town

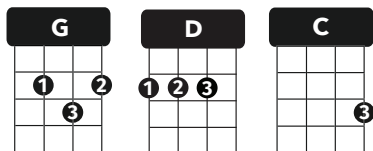
ENDING

[ **G** - **Em** ] [ **Am** - **D** ] [ **G** - **C** ] **G /**  
 Santa Claus is coming to town

# SILENT NIGHT

by Franz Xaver Gruber

Hawaiian lyrics by Stephen & Mary Desha



**WALTZ STRUM:** pick d d

**TIMING:** 1 per chord

or

**FINGERPICKING:** 1 - 2 - 3 - 4 - 3 - 2

**TIMING:** 1 per chord

INTRO

**G**

VERSE

**G G**  
Silent night  
*Pō la'i ē*

**D D**  
all is calm  
*Malu -hia*

**C C**  
'Round yon virgin  
*Ka makua -hine*

**C C**  
holy infant so  
*Me ke keiki*

**D D**  
Sleep in heavenly peace  
*Moe me ka maluhia lani*

**D D**  
sleep in heavenly peace  
*Moe me ka maluhia lani*

**G G**  
holy night  
*pō kama-ha'o*

**G G**  
all is bright  
*mālama-lama*

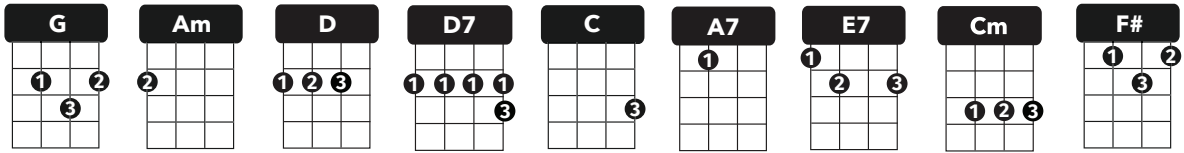
**G G**  
mother and child  
*aloha ē*

**G G**  
tender and mild  
*hemolele ē*

**G G**  
(flourish)

# JINGLE BELL ROCK

by Joseph Beal and Jim Boothe

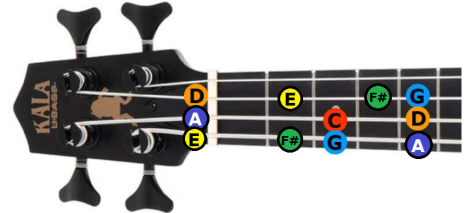


**SWING STRUM:** d- du d- du

**TIMING:** 1 strum per chord; on split measure, play [d du - d du]

**SHUFFLE ISLAND STRUM:** d- du -udu

**TIMING:** 1 strum per chord



INTRO	<b>G</b>			
VERSE	<div> <b>G</b> Jingle-bell Jingle-bell         </div> <div> <b>G</b> Jingle Bell Rock         </div> <div> <b>G</b> Jingle bell swing and         </div> <div> <b>[ Am - D ]</b> Snowin' and blowin' up         </div>			
VERSE	<div> <b>G</b> Jingle-bell Jingle-bell         </div> <div> <b>G</b> Jingle Bell Rock         </div> <div> <b>G</b> Jingle bells chime in         </div> <div> <b>[ Am - D ]</b> Dancin' and prancin in         </div>			
BRIDGE	<div> <i>(island strum)</i> What a bright time, it's the right time         </div> <div> <b>A7</b> Jingle-bell time         </div> <div> <b>C</b> is a swell time         </div> <div> <b>C</b> to rock the night away         </div> <div> <b>D7/</b> To go glidin' in a one-horse sleigh         </div> <div> <b>G</b>  </div>			
VERSE	<div> <b>G</b> Giddy-up jingle horse         </div> <div> <b>C</b> Mix and mingle in a         </div> <div> <b>G</b> pick up your feet         </div> <div> <b>Cm</b> jinglin' beat         </div> <div> <b>G</b> Jingle a-round the clock         </div> <div> <b>[ A7 - D ]</b> That's the Jingle Bell Rock         </div> <div> <b>E7</b>  </div>			
ENDING	<div> <b>[ A7 - D ]</b> That's the Jingle Bell,         </div> <div> <b>[ A7 - D ]</b> that's the Jingle Bell         </div> <div> <b>[ A7 - D ]</b>  </div> <div> <b>G (island strum)</b> Rock!         </div> <div> <b>G/ F#/ G/</b>  </div>			



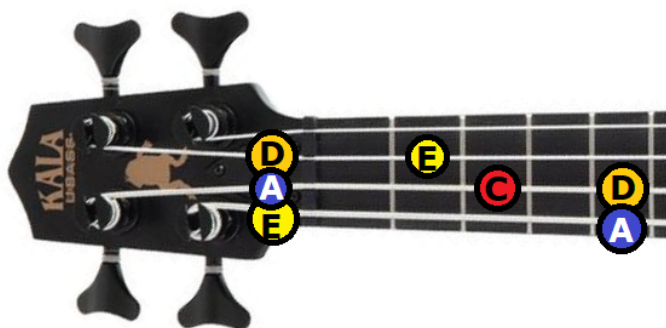
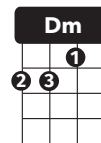
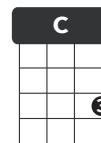
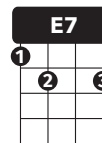
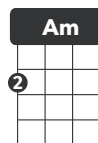
# HANUKKAH, OH HANUKKAH

Traditional

Watch the [YouTube tutorial](#)

Ukulele arrangement by Cynthia Lin, <http://cynthialin.com/ukulele>

counts: 1 & 2 &  
 beginner: [ d D d D ] per chord  
 on low G, try a bouncing bass line variation  
 pick & strum: [ pickG- strum- pickC- strum ] per chord  
 you can use your thumb to pick, index to strum



## INTRO

**Am**

## VERSE

<b>Am</b>	<b>Am</b>	<b>Am</b>	<b>E7/ Am/</b>
Oh Hanukkah, Oh Hanukkah	Come light the me	-no -rah	
<b>Am</b>	<b>Am</b>	<b>Am</b>	<b>E7/ Am/</b>
Let's have a party	We'll all dance the ho	-ra	
<b>C</b>	<b>C</b>	<b>E7</b>	<b>Am</b>
Gather 'round the table, we'll	give you a	treat	
<b>C</b>	<b>C</b>	<b>E7</b>	<b>Am</b>
Dreidels to	play with and latkes to	eat	

## BRIDGE

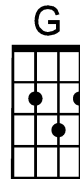
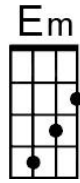
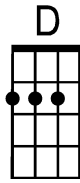
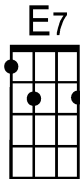
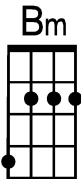
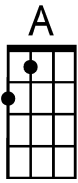
<b>Am</b>	<b>Dm/</b>	<b>Am</b>	<b>Dm/</b>	<b>Am</b>	<b>Dm/</b>	<b>E7</b>	<b>E7</b>
And while we	are	playing		The candles are	burning	low	
<b>Am</b>	<b>Dm</b>	<b>Am</b>	<b>Dm</b>	<b>Am</b>	<b>Dm</b>	<b>E7</b>	<b>E7</b>
One for each night, they	shed a sweet light	To re-mind us of	days long ago				
<b>Am</b>	<b>Dm</b>	<b>Am</b>	<b>Dm</b>	<b>Am</b>	<b>E7</b>	<b>Am</b>	<b>Am</b>
One for each night, they	shed a sweet light	To re-mind us of	days long ago				

## REPEAT VERSE + BRIDGE + GO TO ENDING

<b>Am/</b>	<b>Dm/</b>	<b>Am/</b>	<b>Dm/</b>	<b>Am/</b>	<b>E7/</b>	<b>Am/ Dm/ Am/</b>
One for each night, they	shed a sweet light	To re-mind us of	days long ago			

# Happy Christmas (War is Over) (easy version)

by John Lennon and Yoko Ono (1971)



Waltz (3/4) timing  
Strum: 1 2 & 3 &  
D D U D U

(sing a b c#) e-5 ————— 4 ————— 7 ————— 5 ————— 7 ————— 6 ————— 8 —————  
(---tacet---) **A** . . . | . . . | . . . | . . . | **Bm** . . . | . . . | . . . | . . .  
So, this is Christ-mas— and what have you done—?

7 ————— 5 ————— 4 ————— 2 ————— 4 ————— 5 ————— 4 ————— 7 —————  
. . . | . . . | **E7** . . . | . . . | . . . | . . . | **A** . . . | . . . | . . . | . . .  
A - no-ther year o-ver— and a new one just be-gun—

5 ————— a-5 ————— 4 ————— 7 ————— 5 ————— 7 ————— 6 ————— 8 —————  
. . . | . . . | **D** . . . | . . . | . . . | . . . | **Em** . . . | . . . | . . . | . . .  
And so this is Christ-mas— and I hope you have fun—

7 ————— 5 ————— 4 ————— 2 ————— 4 ————— 5 ————— 4 ————— 7 —————  
. . . | . . . | **A** . . . | . . . | . . . | . . . | **D** . . . | . . . | . . . | . . .  
The near and the dear ones— the old and the young—

. . . | . . . | **G** . . . | . . . | . . . | . . . | **A** . . . | . . . | . . . | . . .  
**Chorus:** A ver-y Merry Christ-mas— and a Hap-py New Year—  
. . . | . . . | **Em** . . . | . . . | **G** . . . | . . . | **D** . . . | . . . | **E7** . . .  
Let's hope it's a good one— with-out an-y fear—

e-5 ————— 4 ————— 7 ————— 5 ————— 7 ————— 6 ————— 8 —————  
. . . | . . . | **A** . . . | . . . | . . . | . . . | **Bm** . . . | . . . | . . . | . . .  
And so this is Christ-mas— for weak and for strong—  
(war— is— o-ver— if— you— want—

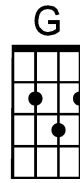
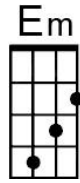
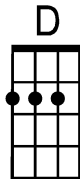
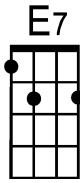
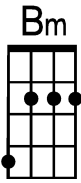
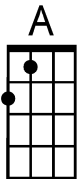
7 ————— 5 ————— 4 ————— 2 ————— 4 ————— 5 ————— 4 ————— 7 —————  
. . . | . . . | **E7** . . . | . . . | . . . | . . . | **A** . . . | . . . | . . . | . . .  
For rich and the poor ones— the road is so long—  
it—) (war— is— o-ver— now—ow—ow—

5 ————— a-5 ————— 4 ————— 7 ————— 5 ————— 7 ————— 6 ————— 8 —————  
. . . | . . . | **D** . . . | . . . | . . . | . . . | **Em** . . . | . . . | . . . | . . .  
And so hap-py Christ-mas— for black and for white—  
ow—) (war— is— o-ver— if— you— want—

7 ————— 5 ————— 4 ————— 2 ————— 4 ————— 5 ————— 4 ————— 7 —————  
. . . | . . . | **A** . . . | . . . | . . . | . . . | **D** . . . | . . . | . . . | . . .  
For yel-low and red ones— Let's stop all the fight—  
— it—) (war— is— o-ver— now—ow—ow—

# Happy Christmas (War is Over) (easy version)

by John Lennon and Yoko Ono (1971)



Waltz (3/4) timing  
Strum: 1 2 & 3 &  
D D U D U

(sing a b c#) e-5 ————— 4 ————— 7 ————— 5 ————— 7 ————— 6 ————— 8 —————  
(---tacet---) **A** . . . | . . . | . . . | . . . | **Bm** . . . | . . . | . . . | . . .  
So, this is Christ-mas— and what have you done—?

7 ————— 5 ————— 4 ————— 2 ————— 4 ————— 5 ————— 4 ————— 7 —————  
. . . | . . . | **E7** . . . | . . . | . . . | . . . | **A** . . . | . . . | . . . | . . .  
A - no-ther year o-ver— and a new one just be-gun—

5 ————— a-5 ————— 4 ————— 7 ————— 5 ————— 7 ————— 6 ————— 8 —————  
. . . | . . . | **D** . . . | . . . | . . . | . . . | **Em** . . . | . . . | . . . | . . .  
And so this is Christ-mas— and I hope you have fun—

7 ————— 5 ————— 4 ————— 2 ————— 4 ————— 5 ————— 4 ————— 7 —————  
. . . | . . . | **A** . . . | . . . | . . . | . . . | **D** . . . | . . . | . . . | . . .  
The near and the dear ones— the old and the young—

. . . | . . . | **G** . . . | . . . | . . . | . . . | **A** . . . | . . . | . . . | . . .  
**Chorus:** A ver-y Merry Christ-mas— and a Hap-py New Year—  
. . . | . . . | **Em** . . . | . . . | **G** . . . | . . . | **D** . . . | . . . | **E7** . . .  
Let's hope it's a good one— with-out an-y fear—

e-5 ————— 4 ————— 7 ————— 5 ————— 7 ————— 6 ————— 8 —————  
. . . | . . . | **A** . . . | . . . | . . . | . . . | **Bm** . . . | . . . | . . . | . . .  
And so this is Christ-mas— for weak and for strong—  
(war— is— o-ver— if— you— want—

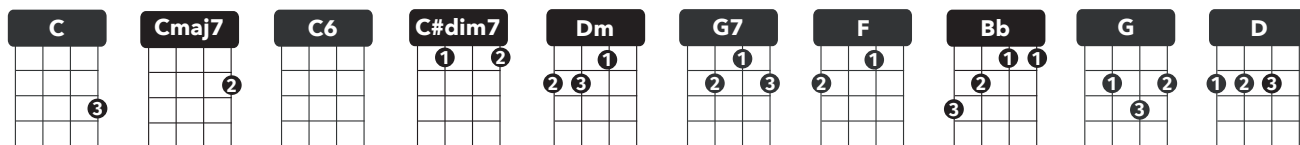
7 ————— 5 ————— 4 ————— 2 ————— 4 ————— 5 ————— 4 ————— 7 —————  
. . . | . . . | **E7** . . . | . . . | . . . | . . . | **A** . . . | . . . | . . . | . . .  
For rich and the poor ones— the road is so long—  
it—) (war— is— o-ver— now—ow—ow—

5 ————— a-5 ————— 4 ————— 7 ————— 5 ————— 7 ————— 6 ————— 8 —————  
. . . | . . . | **D** . . . | . . . | . . . | . . . | **Em** . . . | . . . | . . . | . . .  
And so hap-py Christ-mas— for black and for white—  
ow—) (war— is— o-ver— if— you— want—

7 ————— 5 ————— 4 ————— 2 ————— 4 ————— 5 ————— 4 ————— 7 —————  
. . . | . . . | **A** . . . | . . . | . . . | . . . | **D** . . . | . . . | . . . | . . .  
For yel-low and red ones— Let's stop all the fight—  
— it—) (war— is— o-ver— now—ow—ow—

# LITTLE SAINT NICK

by Brian Wilson and Mike Love (The Beach Boys), 1963  
 Ukulele arrangement by Cynthia Lin, <http://cynthialin.com/ukulele>  
 as performed on the album [Cozy Christmas](#) // watch on [YouTube](#)



*pump strum: Dx Dx Dx Dx, per chord*

INTRO RIFF: [ C - Cmaj7 ] [ C6 - C#dim7 ]

Dm G7 [ C - Cmaj7 ] [ C6 - C#dim7 ] Dm G7  
 Ooooh Merry Christmas Christmas comes this time each year Ooh - ooh

VERSE 1

Dm G7 Cmaj7 C#dim7

Well way up north where the air gets cold There's a tale about Christmas that you've all been told  
 And a real famous cat all dressed up in red And he spends all year workin' out on his sled

CHORUS F Bb/ F/ hold G C/ G/ hold

It's the little Saint Nick (Little Saint Nick) It's the little Saint Nick (Little Saint Nick)

VERSE 2

Dm G7 Cmaj7 C#dim7

Just a little bob-sled we call old Saint Nick But she'll walk a toboggan with a four speed stick  
 She's candy apple red with a ski for a wheel And when Santa hits the gas man just watch her peel

CHORUS F Bb/ F/ hold G C/ G/ hold

It's the little Saint Nick (Little Saint Nick) It's the little Saint Nick (Little Saint Nick)

BRIDGE

F	[F triplet run]	Bb	[Bb triplet run]
Run run reindeer,		Run run reindeer	
F	[F triplet run]	D	D/ (single strum)
Run run reindeer,		Run run reindeer (He don't miss no one)	

VERSE 3

Dm G7 Cmaj7 C#dim7

Haulin' through the snow at a frightening speed, with a half a dozen deer and with Rudy to lead  
 He's gotta wear his goggles cuz the snow really flies & he's cruisin every path with a little surprise

CHORUS F Bb/ F/ hold C C/ C#dim7/ udu

It's the little Saint Nick (Little Saint Nick) It's the little Saint Nick (Little Saint Nick)

OUTRO (repeat 3x) Dm G7 [ C - Cmaj7 ] [ C6 - C#dim7 ]

Ooooh Merry Christmas Christmas comes this time each year

END Dm [G7 triplet run] Cmaj7/

Ooh ooh

# Christmas for Cowboys-John Denver Original Key Bb= No Capo

Written by: Steve Weisberg

## INTRO RIFF:

Bb	F	C	Dm	Bb	F	C	F		$\frac{3}{4}$	1 - 2 & 3 -
										T - D U D -

1. Tall in the saddle, we spend Christmas Day,  
 Driving the cattle over snow covered-plains.  
 All of the good gifts given today,  
 Ours is the sky and the wide open range.

INTRO RIFF | Bb | F | C | Dm | Bb | F | C | F |

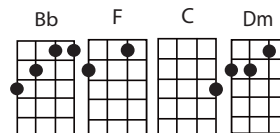
2. Back in the cities they have different ways,  
 Football and eggnog and Christmas parades.  
 I'll take my blanket, I'll take the reins,  
 It's Christmas for cowboys and the wide-open plains.

INTRO RIFF | Bb | F | C | Dm | Bb | F | C | F |

3. A campfire for warmth as we stop for the night,  
 The stars overhead are Christmas tree lights.  
 The wind sings a hymn as we bow down to pray,  
 It's Christmas for cowboys wide-open plains.

INTRO RIFF | Bb | F | C | Dm | Bb | F | C | F |

4. Tall in the saddle we spend Christmas Day,  
 Driving the cattle over snow-covered plains.  
 So many gifts have been opened today;  
 Ours is the sky and the wide open range.  
 It's Christmas for Cowboys and wide open plains.



INTRO RIFF | Bb | F | C | Dm | Bb | F | C | F |

INTRO RIFF	Bb	F	C	Dm
A	- - - 0 -	- - - - -	- - - - -	- - - 0 -
E	1 - - 1 -	1 - - 1 -	0 - 1 - 3 -	1 - - 1 -
C	2 - 2 - -	0 - 0 - -	- - - - -	2 - 2 - -
G	3 - - - 3 -	2 - - - -	0 - 2 - 3 -	2 - - 2 -

	Bb	F	C	F
A	- - - 3 -	- - - - -	- - 0 - -	- - - - -
E	1 - - 1 -	1 - - 1 -	0 - 3 - -	1 - 3 - 5 -
C	2 - 2 - -	0 - 0 - -	2 - 2 - 2P0	- - - - -
G	3 - - - 3 -	2 - - - -	0 - - 0 -	2 - 3 - 5 -

P= Pull off

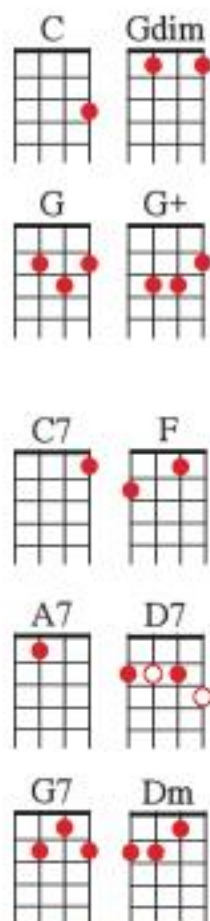
# Happy Trails & Aloha 'Oe Medley<sup>194</sup>

Dale Evans and Queen Lili'uokalani

## • Chorus •



Happy trails to you until we meet again  
 Happy trails to you, keep smilin' until then  
 Who cares about the clouds when we're together  
 Just sing a song and bring the sunny weather  
 Happy trails to you till we meet a - gain



Aloha Oe, Farewell to thee  
 Thou charming one who dwells among the bowers  
 One fond embrace, before I now depart  
 Until we meet again  
 and...Happy trails to you till we meet a - gain